

**MDV AC Fan Coil Unit**  
**2<sup>nd</sup> generation Two Pipe Ceiling&Floor Series**  
**Technical Service Manual**

# 2<sup>nd</sup> Generation Two Pipe Ceiling & Floor AC Fan Coil Unit

1.	Features .....	2
2.	External Appearance .....	2
3.	Products Lineup.....	2
4.	Nomenclature .....	3
5.	Specifications.....	4
6.	Dimensions.....	13
7.	Sound Levels.....	14
8.	Service Spaces .....	28
9.	Wiring Diagrams.....	29
10.	Installation .....	30
10.1	Transport and handling .....	30
10.2	Storage conditions .....	30
10.3	Service spaces .....	30
10.4	Units installation .....	31
10.5	Maintenance .....	38
10.6	Troubleshooting .....	41
11.	Capacity Table .....	43
11.1	Cooling capacity table .....	43
11.2	Heating capacity table .....	91

## 1. Features

**✚ Flexible for installation, designed for horizontal/vertical, concealed/cabinet application**

Ceiling Installation



Floor Installation



Concealed Installation



**✚ Meet CE certification requirements**

The unit can meet the latest CE certification requirements for using AC fan motor.



## 2. External Appearance

Cased Type (H1 Series)  
Optional



Cased Type (H2 Series)  
Standard



Uncased Type (H3 Series)  
Optional

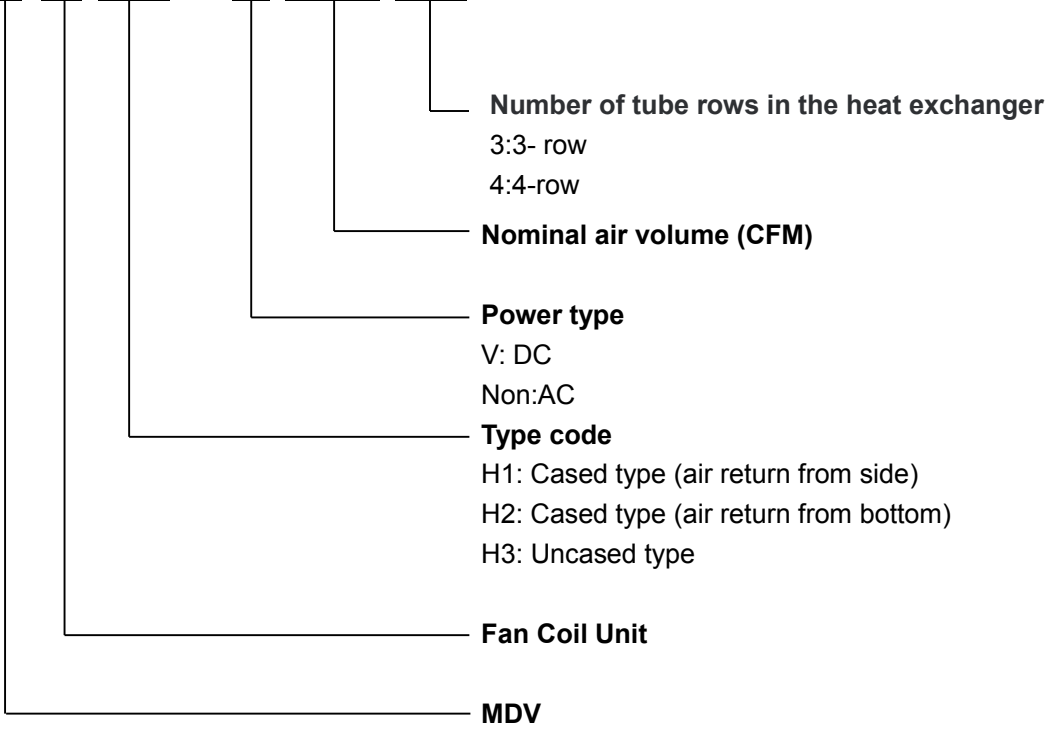


## 3. Products Lineup

Model	Air volume (CFM)	External static pressure	Power supply
MDKH1/2/3-150R3 MDKH1/2/3-150R4	150	MDKH1/2- models: 0Pa. MDKH3- models: 12Pa.	220~240V-1Ph-50Hz 220~240V-1Ph-60Hz
MDKH1/2/3-250R3 MDKH1/2/3-250R4	250		
MDKH1/2/3-350R3 MDKH1/2/3-350R4	350		
MDKH1/2/3-500R3 MDKH1/2/3-500R4	500		
MDKH1/2/3-700R3 MDKH1/2/3-700R4	700		
MDKH1/2/3-800R3 MDKH1/2/3-800R4	800		

**4. Nomenclature**

**MD K H2 – V 150 R3**



**5. Specifications**

Model			MDKH1-150-R3	MDKH1-150-R4	MDKH1-250-R3	MDKH1-250-R4
Power supply		V/Ph/Hz	220-240/1/50			
Air flow (H/M/L)		m <sup>3</sup> /h	245/160/135	245/180/130	380/245/140	380/250/160
		CFM	144/94/79	144/106/76	224/144/82	224/147/94
External static pressure		Pa	0			
Cooling	Sensible Capacity(H/M/L)	kW	1.20/0.84/0.75	1.58/1.29/0.96	1.94/1.42/0.96	2.00/1.44/1.02
	Total Capacity (H/M/L)	kW	1.58/1.17/1.04	2.16/1.78/1.35	2.51/1.92/1.32	2.72/2.02/1.41
	Water flow rate (H/M/L)	L/h	270/200/180	370/310/230	430/330/230	470/350/240
	Water pressure drop (H/M/L)	kPa	15.1/9.0/7.1	31.9/23.2/14.1	17.1/11.7/5.2	23.9/14.0/7.5
Heating	Capacity (H/M/L)	kW	1.77/1.24/1.08	2.26/1.79/1.36	2.80/2.01/1.38	2.81/2.04/1.43
	Water flow rate (H/M/L)	L/h	300/210/190	390/310/230	480/340/240	480/350/250
	Water pressure drop (H/M/L)	kPa	15.0/7.9/6.4	31.9/21.5/14.1	16.6/9.8/5.2	22.5/12.6/6.1
Power input (H/M/L)		W	35/17/14	40/24/15	47/26/14	47/26/15
Rated current		A	0.15/0.07/0.06	0.17/0.10/0.07	0.20/0.11/0.06	0.20/0.11/0.06
Sound pressure level	(H/M/L)	dB(A)	34/23/21	39/34/26	34/25/19	35/26/20
Sound power level	(H/M/L)	dB(A)	47/36/34	52/47/39	47/38/32	48/39/33
Fan motor	Type	AC fan motor				
	Quantity		1	1	1	1
Fan	Type	Centrifugal, forward-curved Blades				
	Quantity		1	1	2	2
Coil	Row		3	4	3	4
	Max. working pressure	MPa	1.6	1.6	1.6	1.6
	Diameter	mm	Φ7.94	Φ7.94	Φ7.94	Φ7.94
Body	Net dimensions (W×D×H)	mm	495×211×790	495×211×790	495×211×1020	495×211×1020
	Packing size (W×D×H)	mm	595×300×895	595×300×895	595×300×1125	595×300×1125
	Net weight	kg	16.3	16.7	20.0	20.8
	Gross weight	kg	21.8	22.7	26.8	26.8
Water inlet/outlet pipe		inch	G3/4	G3/4	G3/4	G3/4
Drain pipe		mm	ODΦ18.5	ODΦ18.5	ODΦ18.5	ODΦ18.5

**Notes:**

1. H: High fan speed; M: Medium fan speed; L: Low fan speed.
2. Cooling conditions: Entering water 7°C, leaving water 12°C, Entering air temperature 27°C DB/19°C WB.
3. Heating conditions: Entering water 45°C, leaving water 40°C, Entering air temperature 20°C DB/15°C WB.
4. Sound power level is tested in a reverberation chamber.
5. Sound pressure level is tested in a semi-anechoic room .

# MDV AC Fan Coil Unit



Model			MDKH1-350-R3	MDKH1-350-R4	MDKH1-500-R3	MDKH1-500-R4
Power supply		V/Ph/Hz	220-240/1/50			
Air flow (H/M/L)		m <sup>3</sup> /h	580/435/310	580/430/310	780/550/380	780/560/390
		CFM	341/256/182	341/253/182	459/324/224	459/329/229
External static pressure		Pa	0			
Cooling	Sensible Capacity(H/M/L)	kW	2.83/2.30/1.72	2.97/2.37/1.68	3.53/2.81/2.06	3.86/2.86/2.10
	Total Capacity (H/M/L)	kW	3.75/3.10/2.40	4.09/3.29/2.41	4.59/3.75/2.88	5.21/4.14/3.22
	Water flow rate (H/M/L)	L/h	640/530/410	700/560/410	790/640/490	890/710/550
	Water pressure drop (H/M/L)	kPa	37.3/26.4/16.5	40.1/26.4/15.3	56.1/39.5/25.0	59.9/40.4/26.0
Heating	Capacity (H/M/L)	kW	3.99/3.21/2.41	4.19/3.34/2.45	5.13/3.90/2.96	5.33/4.25/3.23
	Water flow rate (H/M/L)	L/h	680/550/410	720/570/420	880/670/510	910/730/550
	Water pressure drop (H/M/L)	kPa	34.6/24.2/15.4	36.3/25.4/14.5	56.0/36.8/23.0	59.4/36.8/21.2
Power input (H/M/L)		W	51/32/19	51/32/19	91/54/34	92/54/35
Rated current		A	0.22/0.14/0.08	0.22/0.14/0.08	0.40/0.24/0.15	0.40/0.24/0.15
Sound pressure level	(H/M/L)	dB(A)	39/32/24	39/32/24	48/39/30	48/39/30
Sound power level	(H/M/L)	dB(A)	52/45/37	52/45/37	61/52/43	61/52/43
Fan motor	Type	AC fan motor				
	Quantity		1	1	1	1
Fan	Type	Centrifugal, forward-curved Blades				
	Quantity		2	2	2	2
Coil	Row		3	4	3	4
	Max. working pressure	MPa	1.6	1.6	1.6	1.6
	Diameter	mm	Φ7.94	Φ7.94	Φ7.94	Φ7.94
Body	Net dimensions (W×D×H)	mm	495×211×1240	495×211×1240	495×211×1240	495×211×1240
	Packing size (W×D×H)	mm	595×300×1345	595×300×1345	595×300×1345	595×300×1345
	Net weight	kg	24.0	25.4	25.5	26.3
	Gross weight	kg	31.0	32.4	32.0	33.4
Water inlet/outlet pipe		inch	G3/4	G3/4	G3/4	G3/4
Drain pipe		mm	ODΦ18.5	ODΦ18.5	ODΦ18.5	ODΦ18.5

## Notes:

1. H: High fan speed; M: Medium fan speed; L: Low fan speed.
2. Cooling conditions: Entering water 7°C, leaving water 12°C, Entering air temperature 27°C DB/19°C WB.
3. Heating conditions: Entering water 45°C, leaving water 40°C, Entering air temperature 20°C DB/15°C WB.
4. Sound power level is tested in a reverberation chamber.
5. Sound pressure level is tested in a semi-anechoic room .

Model			MDKH1-700-R3	MDKH1-700-R4	MDKH1-800-R3	MDKH1-800-R4
Power supply		V/Ph/Hz	220-240/1/50			
Air flow (H/M/L)		m <sup>3</sup> /h	1050/750/490	1050/800/520	1100/920/660	1050/910/670
		CFM	618/441/288	618/471/306	647/541/388	618/535/394
External static pressure		Pa	0			
Cooling	Sensible Capacity(H/M/L)	kW	4.26/3.52/2.51	4.65/3.98/2.85	4.76/4.16/3.24	4.91/4.46/3.40
	Total Capacity (H/M/L)	kW	5.29/4.43/3.27	6.16/5.29/3.87	6.22/5.50/4.36	6.66/6.07/4.74
	Water flow rate (H/M/L)	L/h	910/760/560	1060/910/660	1070/940/750	1140/1040/810
	Water pressure drop (H/M/L)	kPa	47.5/32.6/18.7	36.8/26.7/14.8	38.4/31.4/19.7	52.3/44.5/28.2
Heating	Capacity (H/M/L)	kW	5.42/4.50/3.35	6.53/5.30/3.92	6.94/6.00/4.62	6.86/6.13/4.76
	Water flow rate (H/M/L)	L/h	930/770/570	1120/910/670	1190/1030/790	1180/1050/820
	Water pressure drop (H/M/L)	kPa	51.0/34.0/18.6	38.5/26.2/13.4	40.7/28.8/17.0	50.0/38.3/23.3
Power input (H/M/L)		W	124/98/68	117/93/66	118/93/65	110/81/70
Rated current		A	0.53/0.42/0.30	0.51/0.41/0.29	0.51/0.40/0.28	0.48/0.35/0.31
Sound pressure level	(H/M/L)	dB(A)	52/43/33	52/43/34	53/48/39	53/48/39
Sound power level	(H/M/L)	dB(A)	65/57/46	65/57/47	66/61/52	65/61/52
Fan motor	Type	AC fan motor				
	Quantity		1	1	1	1
Fan	Type	Centrifugal, forward-curved Blades				
	Quantity		3	3	3	3
Coil	Row		3	4	3	4
	Max. working pressure	MPa	1.6	1.6	1.6	1.6
	Diameter	mm	Φ7.94	Φ7.94	Φ7.94	Φ7.94
Body	Net dimensions (W×D×H)	mm	495×211×1360	495×211×1360	591×211×1360	591×211×1360
	Packing size (W×D×H)	mm	595×300×1465	595×300×1465	695×300×1465	695×300×1465
	Net weight	kg	27.3	28.5	31.7	34.0
	Gross weight	kg	34.8	36.0	40.2	42.0
Water inlet/outlet pipe		inch	G3/4	G3/4	G3/4	G3/4
Drain pipe		mm	ODΦ18.5	ODΦ18.5	ODΦ18.5	ODΦ18.5

**Notes:**

1. H: High fan speed; M: Medium fan speed; L: Low fan speed.
2. Cooling conditions: Entering water 7°C, leaving water 12°C, Entering air temperature 27°C DB/19°C WB.
3. Heating conditions: Entering water 45°C, leaving water 40°C, Entering air temperature 20°C DB/15°C WB.
4. Sound power level is tested in a reverberation chamber.
5. Sound pressure level is tested in a semi-anechoic room .

Model		MDKH2-150-R3	MDKH2-150-R4	MDKH2-250-R3	MDKH2-250-R4	
Power supply		V/Ph/Hz	220-240/1/50			
Air flow (H/M/L)		m <sup>3</sup> /h	255/165/142	255/192/139	400/273/180	425/284/184
		CFM	150/97/84	150/113/82	235/161/106	250/167/109
External static pressure		Pa	0			
Cooling	Sensible Capacity(H/M/L)	kW	1.25/0.88/0.78	1.65/1.35/1.00	2.05/1.50/1.02	2.23/1.61/1.08
	Total Capacity (H/M/L)	kW	1.65/1.22/1.09	2.25/1.85/1.40	2.65/2.02/1.40	3.05/2.26/1.58
	Water flow rate (H/M/L)	L/h	283/209/186	386/317/241	454/346/240	523/387/272
	Water pressure drop (H/M/L)	kPa	15.75/9.33/7.37	33.19/22.37/14.64	18.03/11.18/5.48	26.71/15.66/8.42
Heating	Capacity (H/M/L)	kW	1.85/1.29/1.13	2.35/1.87/1.42	3.05/2.24/1.52	3.15/2.28/1.60
	Water flow rate (H/M/L)	L/h	317/222/194	403/320/244	523/384/260	540/392/275
	Water pressure drop (H/M/L)	kPa	15.13/8.22/6.64	33.19/22.37/14.64	17.56/10.28/5.43	23.31/12.57/6.11
Power input (H/M/L)		W	35/17/14	40/24/15	47/26/14	47/26/14
Rated current		A	0.15/0.07/0.06	0.17/0.10/0.07	0.20/0.11/0.06	0.20/0.11/0.06
Sound pressure level	(H/M/L)	dB(A)	35/24/21	42/35/27	34/24/18	34/25/19
Sound power level	(H/M/L)	dB(A)	47/35/34	53/47/39	46/37/31	47/38/32
Fan motor	Type	AC fan motor				
	Quantity	1	1	1	1	
Fan	Type	Centrifugal, forward-curved Blades				
	Quantity	1	1	2	2	
Coil	Row	3	4	3	4	
	Max. working pressure	MPa	1.6	1.6	1.6	1.6
	Diameter	mm	Φ7.94	Φ7.94	Φ7.94	Φ7.94
Body	Net dimensions (W×D×H)	mm	495×200×790	495×200×790	495×200×1020	495×200×1020
	Packing size (W×D×H)	mm	595×300×895	595×300×895	595×300×1125	595×300×1125
	Net weight	kg	16.3	16.7	20.0	20.8
	Gross weight	kg	21.8	22.7	26.8	26.8
Water inlet/outlet pipe		inch	G3/4	G3/4	G3/4	G3/4
Drain pipe		mm	ODΦ18.5	ODΦ18.5	ODΦ18.5	ODΦ18.5

**Notes:**

1. H: High fan speed; M: Medium fan speed; L: Low fan speed.
2. Cooling conditions: Entering water 7°C, leaving water 12°C, Entering air temperature 27°C DB/19°C WB.
3. Heating conditions: Entering water 45°C, leaving water 40°C, Entering air temperature 20°C DB/15°C WB.
4. Sound power level is tested in a reverberation chamber.
5. Sound pressure level is tested in a semi-anechoic room.



Model			MDKH2-350-R3	MDKH2-350-R4	MDKH2-500-R3	MDKH2-500-R4
Power supply		V/Ph/Hz	220-240/1/50			
Air flow (H/M/L)		m <sup>3</sup> /h	595/447/319	595/450/319	790/560/392	800/574/404
		CFM	350/263/188	350/265/188	465/330/231	471/338/238
External static pressure		Pa	0			
Cooling	Sensible Capacity(H/M/L)	kW	2.91/2.36/1.77	3.05/2.43/1.73	3.58/2.85/2.09	3.96/3.08/2.34
	Total Capacity (H/M/L)	kW	3.85/3.19/2.46	4.20/3.38/2.48	4.65/3.80/2.92	5.35/4.25/3.31
	Water flow rate (H/M/L)	L/h	660/546/422	720/580/425	797/652/500	917/729/567
	Water pressure drop (H/M/L)	kPa	38.23/27.11/16.96	41.15/27.07/15.71	56.85/40.02/25.31	61.48/41.44/26.62
Heating	Capacity (H/M/L)	kW	4.10/3.30/2.48	4.30/3.43/2.52	5.20/3.95/3.00	5.70/4.36/3.31
	Water flow rate (H/M/L)	L/h	705/568/427	740/590/433	894/679/516	977/747/569
	Water pressure drop (H/M/L)	kPa	35.52/24.83/14.91	37.20/24.50/13.75	56.68/37.31/23.25	60.89/37.73/21.79
Power input (H/M/L)		W	51/32/19	51/32/19	91/54/34	91/54/35
Rated current		A	0.22/0.14/0.08	0.22/0.14/0.08	0.40/0.24/0.15	0.40/0.24/0.15
Sound pressure level	(H/M/L)	dB(A)	39/32/23	40/35/31	48/39/31	47/40/31
Sound power level	(H/M/L)	dB(A)	52/44/36	52/45/37	59/51/43	59/51/43
Fan motor	Type	AC fan motor				
	Quantity		1	1	1	1
Fan	Type	Centrifugal, forward-curved Blades				
	Quantity		2	2	2	2
Coil	Row		3	4	3	4
	Max. working pressure	MPa	1.6	1.6	1.6	1.6
	Diameter	mm	Φ7.94	Φ7.94	Φ7.94	Φ7.94
Body	Net dimensions (W×D×H)	mm	495×200×1240	495×200×1240	495×200×1240	495×200×1240
	Packing size (W×D×H)	mm	595×300×1345	595×300×1345	595×300×1345	595×300×1345
	Net weight	kg	24.0	25.4	25.5	26.3
	Gross weight	kg	31.0	32.4	32.0	33.4
Water inlet/outlet pipe		inch	G3/4	G3/4	G3/4	G3/4
Drain pipe		mm	ODΦ18.5	ODΦ18.5	ODΦ18.5	ODΦ18.5

**Notes:**

1. H: High fan speed; M: Medium fan speed; L: Low fan speed.
2. Cooling conditions: Entering water 7℃, leaving water 12℃, Entering air temperature 27℃ DB/19℃ WB.
3. Heating conditions: Entering water 45℃, leaving water 40℃, Entering air temperature 20℃ DB/15℃ WB.
4. Sound power level is tested in a reverberation chamber.
5. Sound pressure level is tested in a semi-anechoic room.

Model			MDKH2-700-R3	MDKH2-700-R4	MDKH2-800-R3	MDKH2-800-R4
Power supply		V/Ph/Hz	220-240/1/50			
Air flow (H/M/L)		m <sup>3</sup> /h	1190/855/555	1150/885/591	1300/1088/782	1300/1132/836
		CFM	700/503/327	677/521/348	766/641/461	766/667/492
External static pressure		Pa	0			
Cooling	Sensible Capacity(H/M/L)	kW	4.83/3.99/2.85	5.09/4.36/3.12	5.63/4.92/3.83	6.08/5.53/4.21
	Total Capacity (H/M/L)	kW	6.00/5.03/3.71	6.75/5.80/4.24	7.35/6.51/5.15	8.25/7.52/5.87
	Water flow rate (H/M/L)	L/h	1029/862/636	1157/995/727	1260/1116/884	1414/1289/1007
	Water pressure drop (H/M/L)	kPa	53.79/36.96/21.16	40.26/29.20/16.15	45.43/37.06/23.29	64.72/55.03/34.88
Heating	Capacity (H/M/L)	kW	6.15/5.10/3.80	7.15/5.81/4.30	8.20/7.09/5.46	8.50/7.60/5.90
	Water flow rate (H/M/L)	L/h	1054/877/654	1226/996/740	1406/1216/937	1457/1302/1015
	Water pressure drop (H/M/L)	kPa	57.85/38.53/21.1	42.16/28.68/14.66	44.60/34.09/19.98	61.96/47.46/28.84
Power input (H/M/L)		W	123/98/68	110/89/64	123/109/83	118/104/82
Rated current		A	0.53/0.42/0.30	0.48/0.39/0.28	0.53/0.47/0.36	0.51/0.45/0.36
Sound pressure level	(H/M/L)	dB(A)	50/43/33	50/44/33	51/46/36	50/45/37
Sound power level	(H/M/L)	dB(A)	64/56/45	62/56/46	63/58/50	63/58/50
Fan motor	Type	AC fan motor				
	Quantity		1	1	1	1
Fan	Type	Centrifugal, forward-curved Blades				
	Quantity		3	3	3	3
Coil	Row		3	4	3	4
	Max. working pressure	MPa	1.6	1.6	1.6	1.6
	Diameter	mm	Φ7.94	Φ7.94	Φ7.94	Φ7.94
Body	Net dimensions (W×D×H)	mm	495×200×1360	495×200×1360	591×200×1360	591×200×1360
	Packing size (W×D×H)	mm	595×300×1465	595×300×1465	695×300×1465	695×300×1465
	Net weight	kg	27.3	28.5	31.7	34.0
	Gross weight	kg	34.8	36.0	40.2	42.0
Water inlet/outlet pipe		inch	G3/4	G3/4	G3/4	G3/4
Drain pipe		mm	ODΦ18.5	ODΦ18.5	ODΦ18.5	ODΦ18.5

**Notes:**

1. H: High fan speed; M: Medium fan speed; L: Low fan speed.
2. Cooling conditions: Entering water 7°C, leaving water 12°C, Entering air temperature 27°C DB/19°C WB.
3. Heating conditions: Entering water 45°C, leaving water 40°C, Entering air temperature 20°C DB/15°C WB.
4. Sound power level is tested in a reverberation chamber.
5. Sound pressure level is tested in a semi-anechoic room.

Model		MDKH3-150-R3	MDKH3-150-R4	MDKH3-250-R3	MDKH3-250-R4	
Power supply		V/Ph/Hz	220-240/1/50			
Air flow (H/M/L)		m <sup>3</sup> /h	255/165/142	255/192/139	400/273/180	425/284/184
		CFM	150/97/84	150/113/82	235/161/106	250/167/109
External static pressure		Pa	12			
Cooling	Sensible Capacity(H/M/L)	kW	1.25/0.88/0.78	1.65/1.35/1.00	2.05/1.50/1.02	2.23/1.61/1.08
	Total Capacity (H/M/L)	kW	1.65/1.22/1.09	2.25/1.85/1.40	2.65/2.02/1.40	3.05/2.26/1.58
	Water flow rate (H/M/L)	L/h	283/209/186	386/317/241	454/346/240	523/387/272
	Water pressure drop (H/M/L)	kPa	15.75/9.33/7.37	33.19/22.37/14.64	18.03/11.18/5.48	26.71/15.66/8.42
Heating	Capacity (H/M/L)	kW	1.85/1.29/1.13	2.35/1.87/1.42	3.05/2.24/1.52	3.15/2.28/1.60
	Water flow rate (H/M/L)	L/h	317/222/194	403/320/244	523/384/260	540/392/275
	Water pressure drop (H/M/L)	kPa	15.13/8.22/6.64	33.19/22.37/14.64	17.56/10.28/5.43	23.31/12.57/6.11
Power input (H/M/L)		W	35/17/14	40/24/15	47/26/14	47/26/14
Rated current		A	0.15/0.07/0.06	0.17/0.10/0.07	0.20/0.11/0.06	0.20/0.11/0.06
Sound pressure level	(H/M/L)	dB(A)	35/24/21	42/35/27	34/24/18	34/25/19
Sound power level	(H/M/L)	dB(A)	47/35/34	53/47/39	46/37/31	47/38/32
Fan motor	Type	AC fan motor				
	Quantity	1	1	1	1	
Fan	Type	Centrifugal, forward-curved Blades				
	Quantity	1	1	2	2	
Coil	Row	3	4	3	4	
	Max. working pressure	MPa	1.6	1.6	1.6	1.6
	Diameter	mm	Φ7.94	Φ7.94	Φ7.94	Φ7.94
Body	Net dimensions (W×D×H)	mm	455×200×607	455×200×607	455×200×837	455×200×837
	Packing size (W×D×H)	mm	555×255×755	555×255×755	555×255×985	555×255×985
	Net weight	kg	11.6	12.0	13.9	14.8
	Gross weight	kg	15.9	16.3	19.4	20.3
Water inlet/outlet pipe		inch	G3/4	G3/4	G3/4	G3/4
Drain pipe		mm	ODΦ18.5	ODΦ18.5	ODΦ18.5	ODΦ18.5

**Notes:**

1. H: High fan speed; M: Medium fan speed; L: Low fan speed.
2. Cooling conditions: Entering water 7°C, leaving water 12°C, Entering air temperature 27°C DB/19°C WB.
3. Heating conditions: Entering water 45°C, leaving water 40°C, Entering air temperature 20°C DB/15°C WB.
4. Sound power level is tested in a reverberation chamber.
5. Sound pressure level is tested in a semi-anechoic room.
6. H3 test with conceal tooling.

Model			MDKH3-350-R3	MDKH3-350-R4	MDKH3-500-R3	MDKH3-500-R4
Power supply		V/Ph/Hz	220-240/1/50			
Air flow (H/M/L)		m <sup>3</sup> /h	595/447/319	595/450/319	790/560/392	800/574/404
		CFM	350/263/188	350/265/188	465/330/231	471/338/238
External static pressure		Pa	12			
Cooling	Sensible Capacity(H/M/L)	kW	2.91/2.36/1.77	3.05/2.43/1.73	3.58/2.85/2.09	3.96/3.08/2.34
	Total Capacity (H/M/L)	kW	3.85/3.19/2.46	4.20/3.38/2.48	4.65/3.80/2.92	5.35/4.25/3.31
	Water flow rate (H/M/L)	L/h	660/546/422	720/580/425	797/652/500	917/729/567
	Water pressure drop (H/M/L)	kPa	38.23/27.11/16.96	41.15/27.07/15.71	56.85/40.02/25.31	61.48/41.44/26.62
Heating	Capacity (H/M/L)	kW	4.10/3.30/2.48	4.30/3.43/2.52	5.20/3.95/3.00	5.70/4.36/3.31
	Water flow rate (H/M/L)	L/h	705/568/427	740/590/433	894/679/516	977/747/569
	Water pressure drop (H/M/L)	kPa	35.52/24.83/14.91	37.20/24.50/13.75	56.68/37.31/23.25	60.89/37.73/21.79
Power input (H/M/L)		W	51/32/19	51/32/19	91/54/34	91/54/35
Rated current		A	0.22/0.14/0.08	0.22/0.14/0.08	0.40/0.24/0.15	0.40/0.24/0.15
Sound pressure level	(H/M/L)	dB(A)	39/32/23	40/35/31	48/39/31	47/40/31
Sound power level	(H/M/L)	dB(A)	52/44/36	52/45/37	59/51/43	59/51/43
Fan motor	Type	AC fan motor				
	Quantity		1	1	1	1
Fan	Type	Centrifugal, forward-curved Blades				
	Quantity		2	2	2	2
Coil	Row		3	4	3	4
	Max. working pressure	MPa	1.6	1.6	1.6	1.6
	Diameter	mm	Φ7.94	Φ7.94	Φ7.94	Φ7.94
Body	Net dimensions (W×D×H)	mm	455×200×1057	455×200×1057	455×200×1057	455×200×1057
	Packing size (W×D×H)	mm	555×255×1205	555×255×1205	555×255×1205	555×255×1205
	Net weight	kg	17.3	18.2	17.9	18.8
	Gross weight	kg	24.0	24.9	24.6	25.5
Water inlet/outlet pipe		inch	G3/4	G3/4	G3/4	G3/4
Drain pipe		mm	ODΦ18.5	ODΦ18.5	ODΦ18.5	ODΦ18.5

Notes:

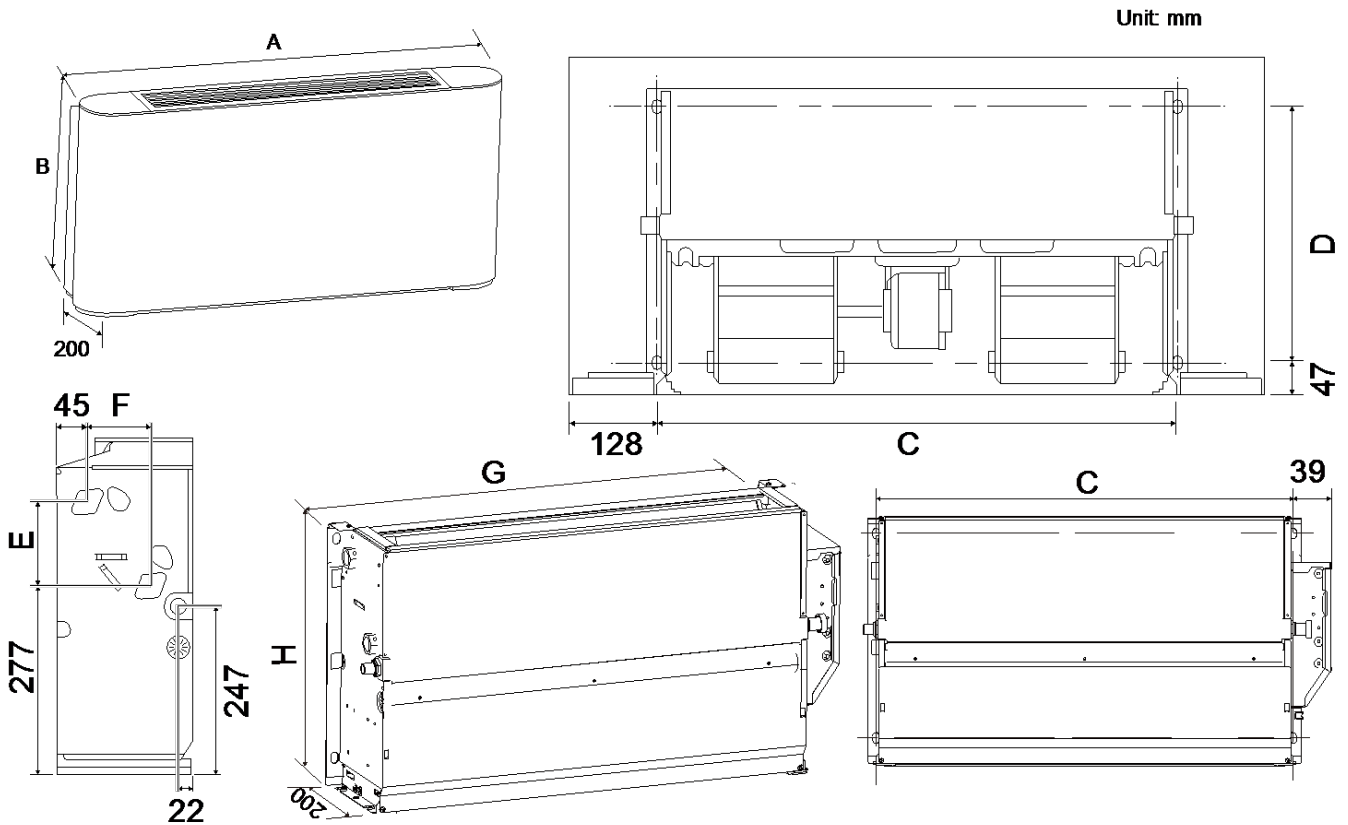
1. H: High fan speed; M: Medium fan speed; L: Low fan speed.
2. Cooling conditions: Entering water 7°C, leaving water 12°C, Entering air temperature 27°C DB/19°C WB.
3. Heating conditions: Entering water 45°C, leaving water 40°C, Entering air temperature 20°C DB/15°C WB.
4. Sound power level is tested in a reverberation chamber.
5. Sound pressure level is tested in a semi-anechoic room.
6. H3 test with conceal tooling.

Model			MDKH3-700-R3	MDKH3-700-R4	MDKH3-800-R3	MDKH3-800-R4
Power supply		V/Ph/Hz	220-240/1/50			
Air flow (H/M/L)		m <sup>3</sup> /h	1190/855/555	1150/885/591	1300/1088/782	1300/1132/836
		CFM	700/503/327	677/521/348	766/641/461	766/667/492
External static pressure		Pa	12			
Cooling	Sensible Capacity(H/M/L)	kW	4.83/3.99/2.85	5.09/4.36/3.12	5.63/4.92/3.83	6.08/5.53/4.21
	Total Capacity (H/M/L)	kW	6.00/5.03/3.71	6.75/5.80/4.24	7.35/6.51/5.15	8.25/7.52/5.87
	Water flow rate (H/M/L)	L/h	1029/862/636	1157/995/727	1260/1116/884	1414/1289/1007
	Water pressure drop (H/M/L)	kPa	53.79/36.96/21.16	40.26/29.20/16.15	45.43/37.06/23.29	64.72/55.03/34.88
Heating	Capacity (H/M/L)	kW	6.15/5.10/3.80	7.15/5.81/4.30	8.20/7.09/5.46	8.50/7.60/5.90
	Water flow rate (H/M/L)	L/h	1054/877/654	1226/996/740	1406/1216/937	1457/1302/1015
	Water pressure drop (H/M/L)	kPa	57.85/38.53/21.1	42.16/28.68/14.66	44.60/34.09/19.98	61.96/47.46/28.84
Power input (H/M/L)		W	123/98/68	110/89/64	123/109/83	118/104/82
Rated current		A	0.53/0.42/0.30	0.48/0.39/0.28	0.53/0.47/0.36	0.51/0.45/0.36
Sound pressure level	(H/M/L)	dB(A)	50/43/33	50/44/33	51/46/36	50/45/37
Sound power level	(H/M/L)	dB(A)	64/56/45	62/56/46	63/58/50	63/58/50
Fan motor	Type	AC fan motor				
	Quantity		1	1	1	1
Fan	Type	Centrifugal, forward-curved Blades				
	Quantity		3	3	3	3
Coil	Row		3	4	3	4
	Max. working pressure	MPa	1.6	1.6	1.6	1.6
	Diameter	mm	Φ7.94	Φ7.94	Φ7.94	Φ7.94
Body	Net dimensions (W×D×H)	mm	455×200×1177	455×200×1177	550×200×1177	550×200×1177
	Packing size (W×D×H)	mm	555×255×1325	555×255×1325	650×255×1325	650×255×1325
	Net weight	kg	20.5	21.7	24.0	25.2
	Gross weight	kg	27.3	28.5	31.1	32.3
Water inlet/outlet pipe		inch	G3/4	G3/4	G3/4	G3/4
Drain pipe		mm	ODΦ18.5	ODΦ18.5	ODΦ18.5	ODΦ18.5

Notes:

1. H: High fan speed; M: Medium fan speed; L: Low fan speed.
2. Cooling conditions: Entering water 7°C, leaving water 12°C, Entering air temperature 27°C DB/19°C WB.
3. Heating conditions: Entering water 45°C, leaving water 40°C, Entering air temperature 20°C DB/15°C WB.
4. Sound power level is tested in a reverberation chamber.
5. Sound pressure level is tested in a semi-anechoic room.
6. H3 test with conceal tooling.

## 6. Dimensions



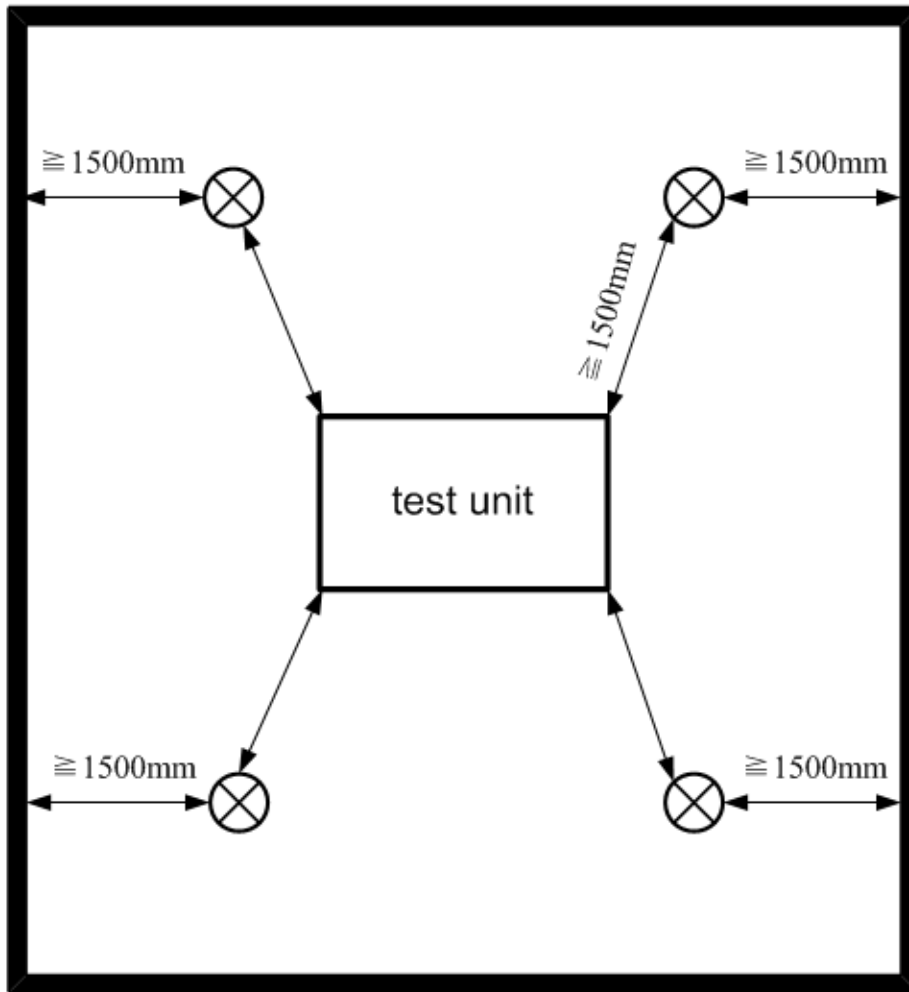
Dimensions (unit: mm)

Model(MDKH1/2	150	250	350	500	700	800
A	790	1020	1240	1240	1360	1360
B	495	495	495	495	495	591
C	534	764	984	984	1104	1104
D	375	375	375	375	375	391
E	123	123	123	123	123	219
F	93	93	93	93	93	102
G	628	858	1078	1078	1198	1198
H	455	455	455	455	455	551

Model(MDKH3	150	250	350	500	700	800
C	534	764	984	984	1104	1104
D	375	375	375	375	375	391
E	123	123	123	123	123	219
F	93	93	93	93	93	102
G	628	858	1078	1078	1198	1198
H	455	455	455	455	455	551

**7. Sound Levels**

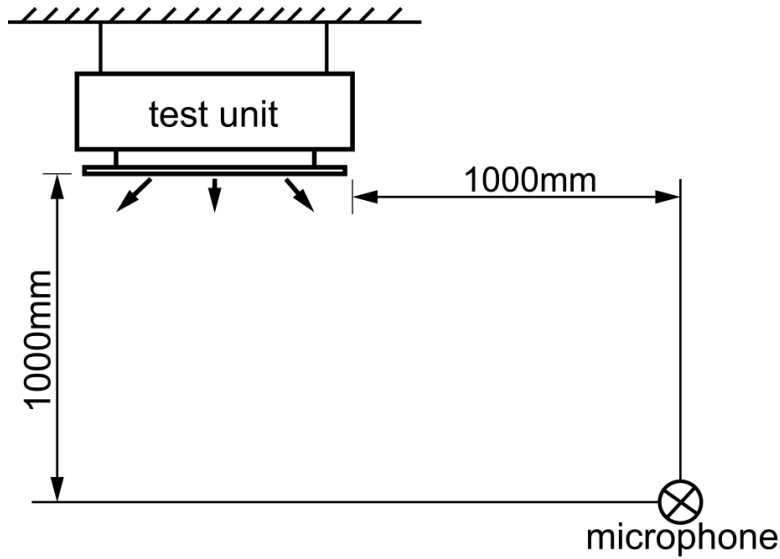
Sound Power Level:



Model	<b>150-R3</b>	<b>250-R3</b>	<b>350-R3</b>	<b>500-R3</b>	<b>700-R3</b>	<b>800-R3</b>
H1 (H/M/L)	47/36/34	47/38/32	52/45/37	61/52/43	65/57/46	66/61/52
H2 (H/M/L)	47/35/34	46/37/31	52/44/36	59/51/43	64/56/45	63/58/50
H3 (H/M/L)	47/35/34	46/37/31	52/44/36	59/51/43	64/56/45	63/58/50

Model	<b>150-R4</b>	<b>250-R4</b>	<b>350-R4</b>	<b>500-R4</b>	<b>700-R4</b>	<b>800-R4</b>
H1 (H/M/L)	52/47/39	48/39/33	52/45/37	61/52/43	65/57/47	65/61/52
H2 (H/M/L)	53/47/39	47/38/32	52/45/37	59/51/43	62/56/46	63/58/50
H3 (H/M/L)	53/47/39	47/38/32	52/45/37	59/51/43	62/56/46	63/58/50

Sound Pressure Level:

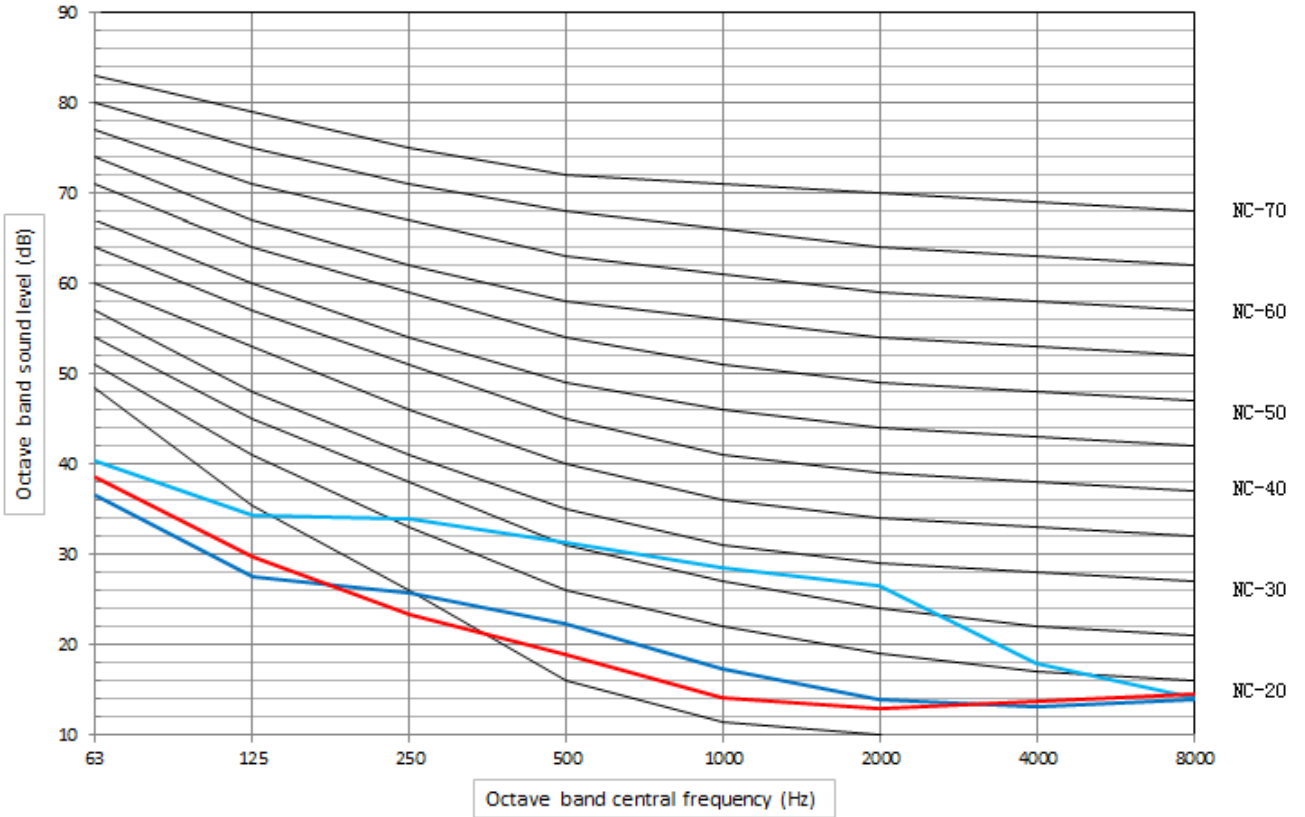


Model	150-R3	250-R3	350-R3	500-R3	700-R3	800-R3
H1 (H/M/L)	34/23/21	34/25/19	39/32/24	48/39/30	52/43/33	53/48/39
H2 (H/M/L)	35/24/21	34/24/18	39/32/23	48/39/31	50/43/33	51/46/36
H3 (H/M/L)	35/24/21	34/24/18	39/32/23	48/39/31	50/43/33	51/46/36

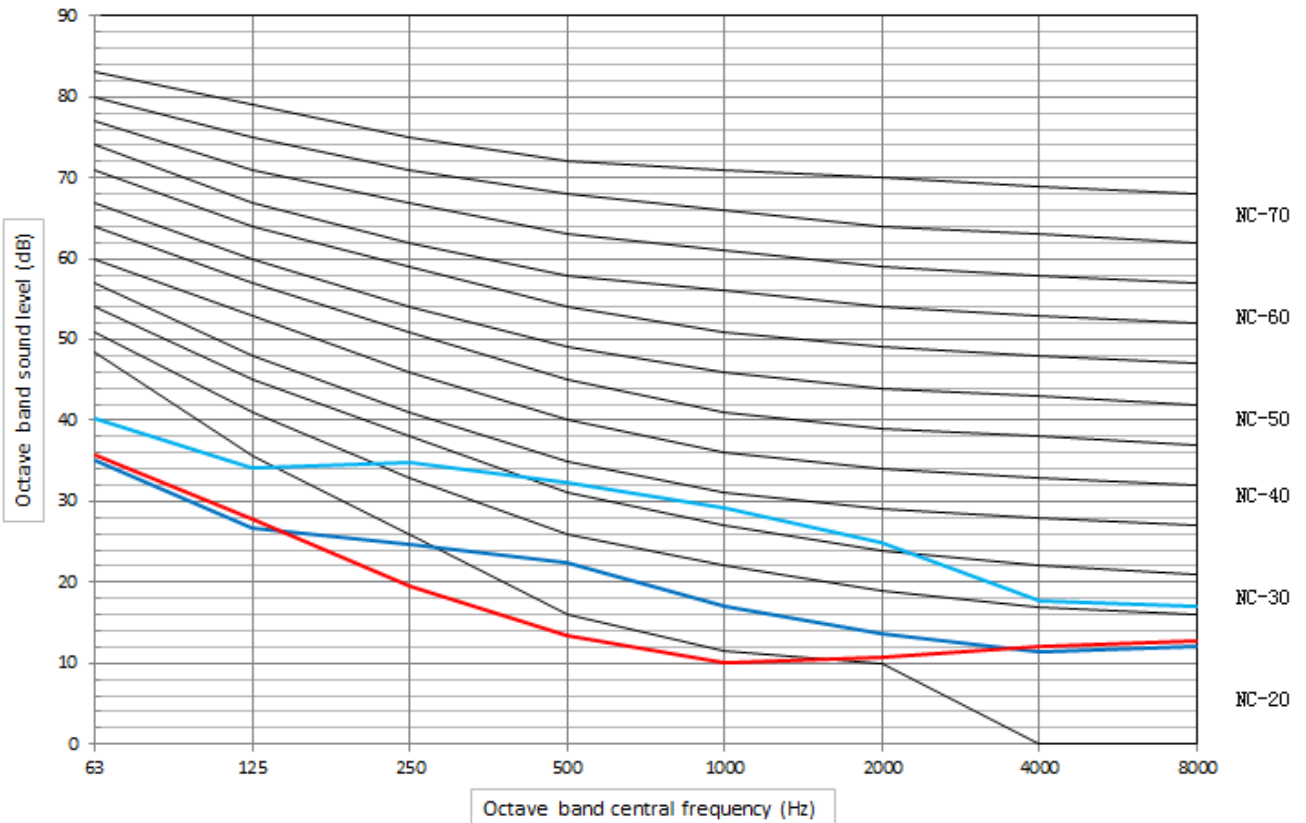
Model	150-R4	250-R4	350-R4	500-R4	700-R4	800-R4
H1 (H/M/L)	39/34/26	35/26/20	39/32/24	48/39/30	52/43/34	53/48/39
H2 (H/M/L)	42/35/27	34/25/19	40/35/31	47/40/31	50/44/33	50/45/37
H3 (H/M/L)	42/35/27	34/25/19	40/35/31	47/40/31	50/44/33	50/45/37



NC noise curve  
MDKH1-150R3



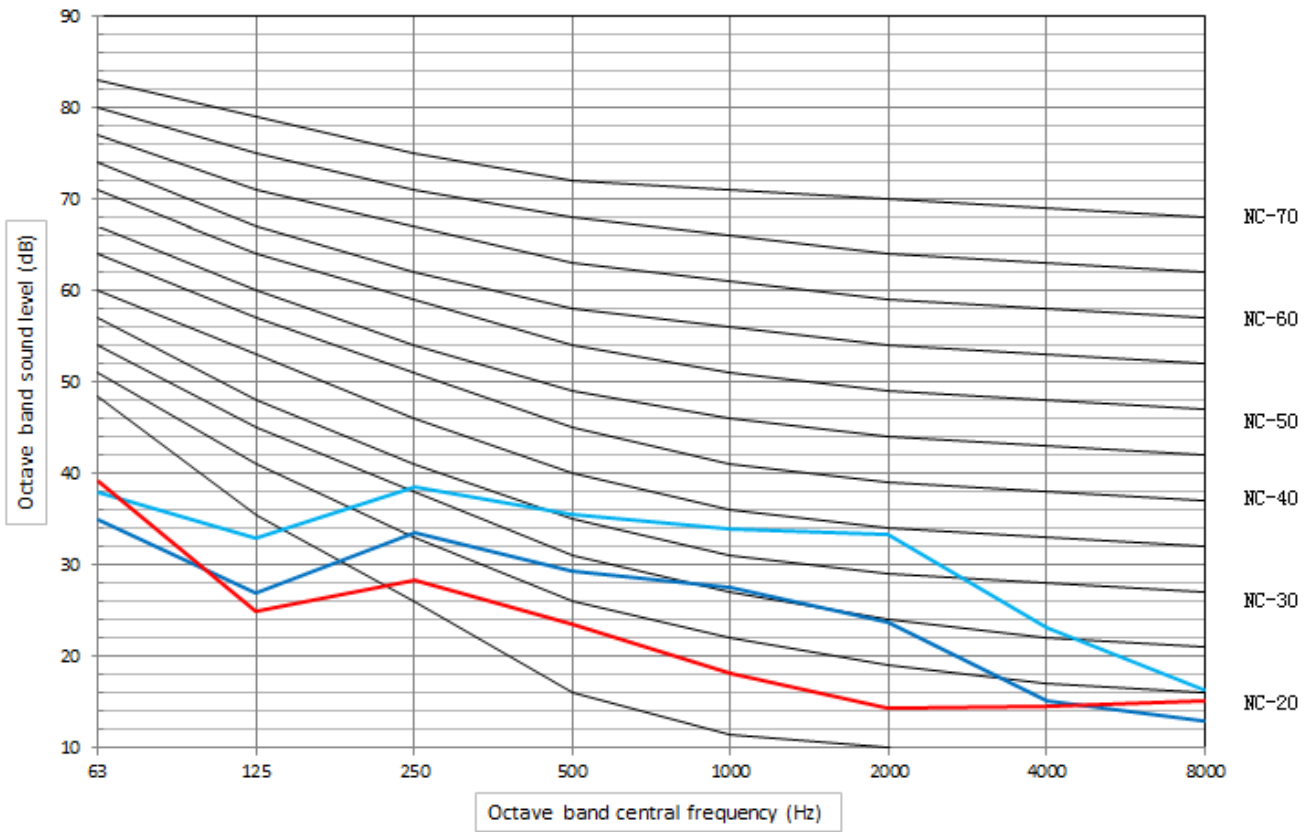
MDKH1-250R3



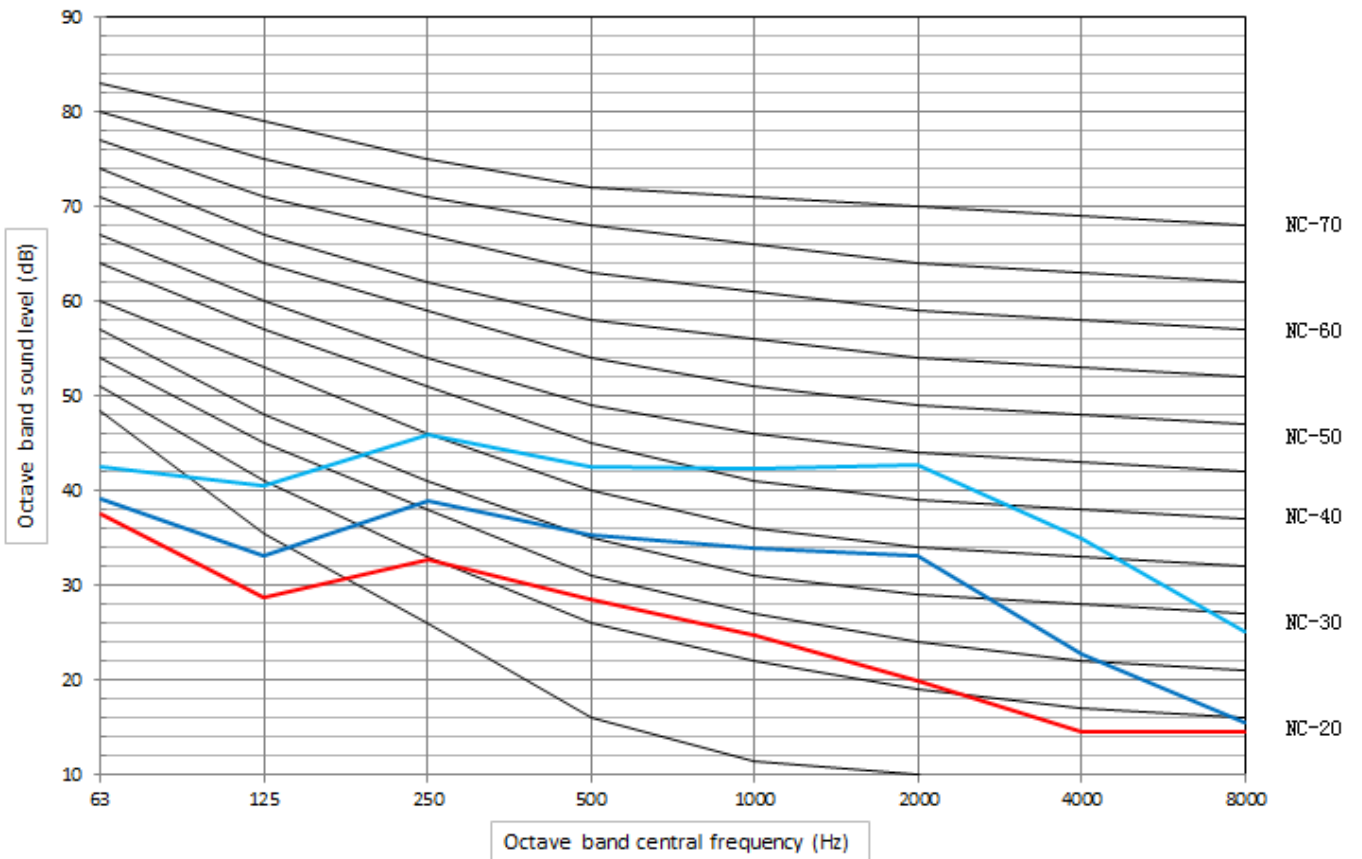
# MDV AC Fan Coil Unit

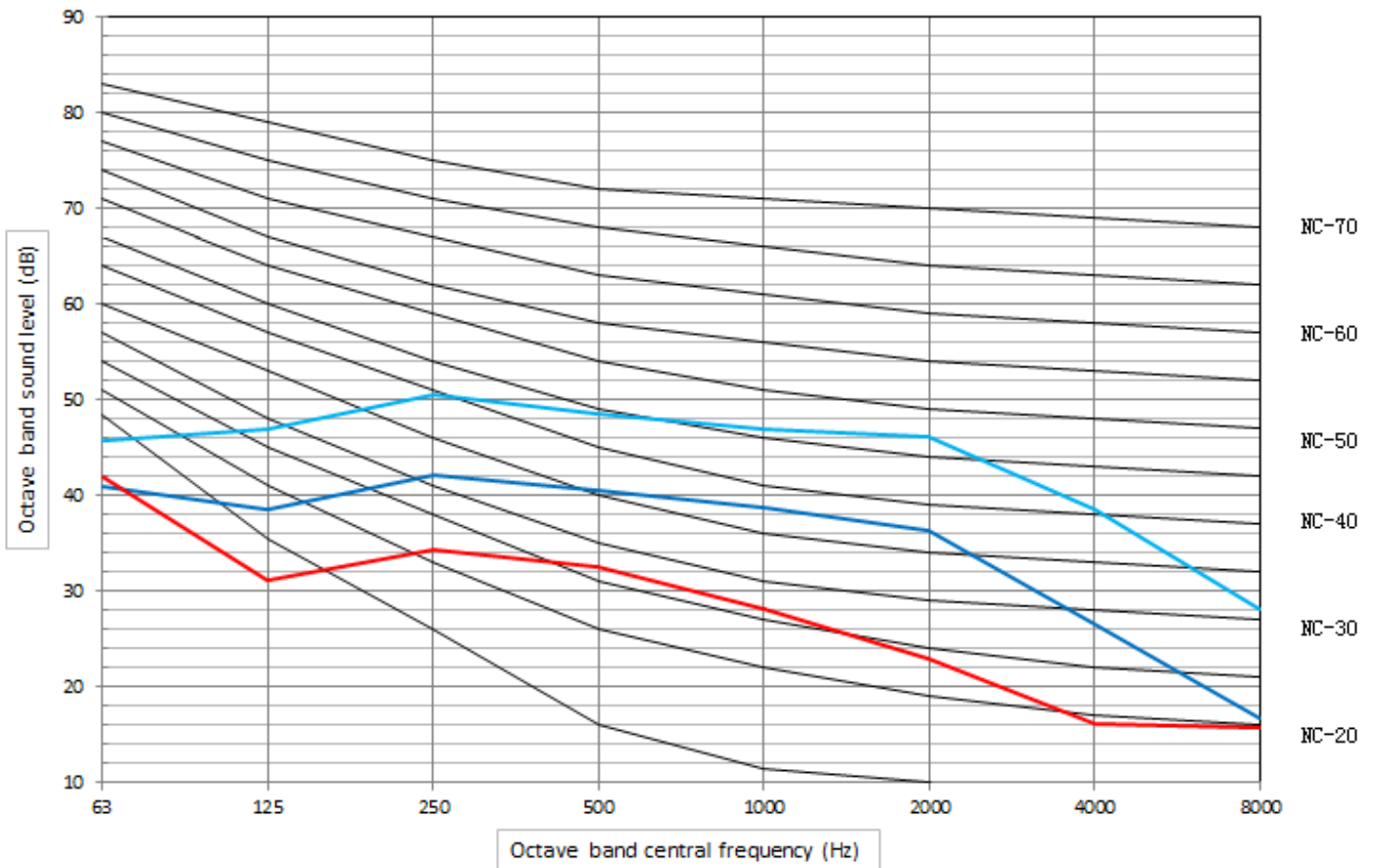


MDKH1-350R3

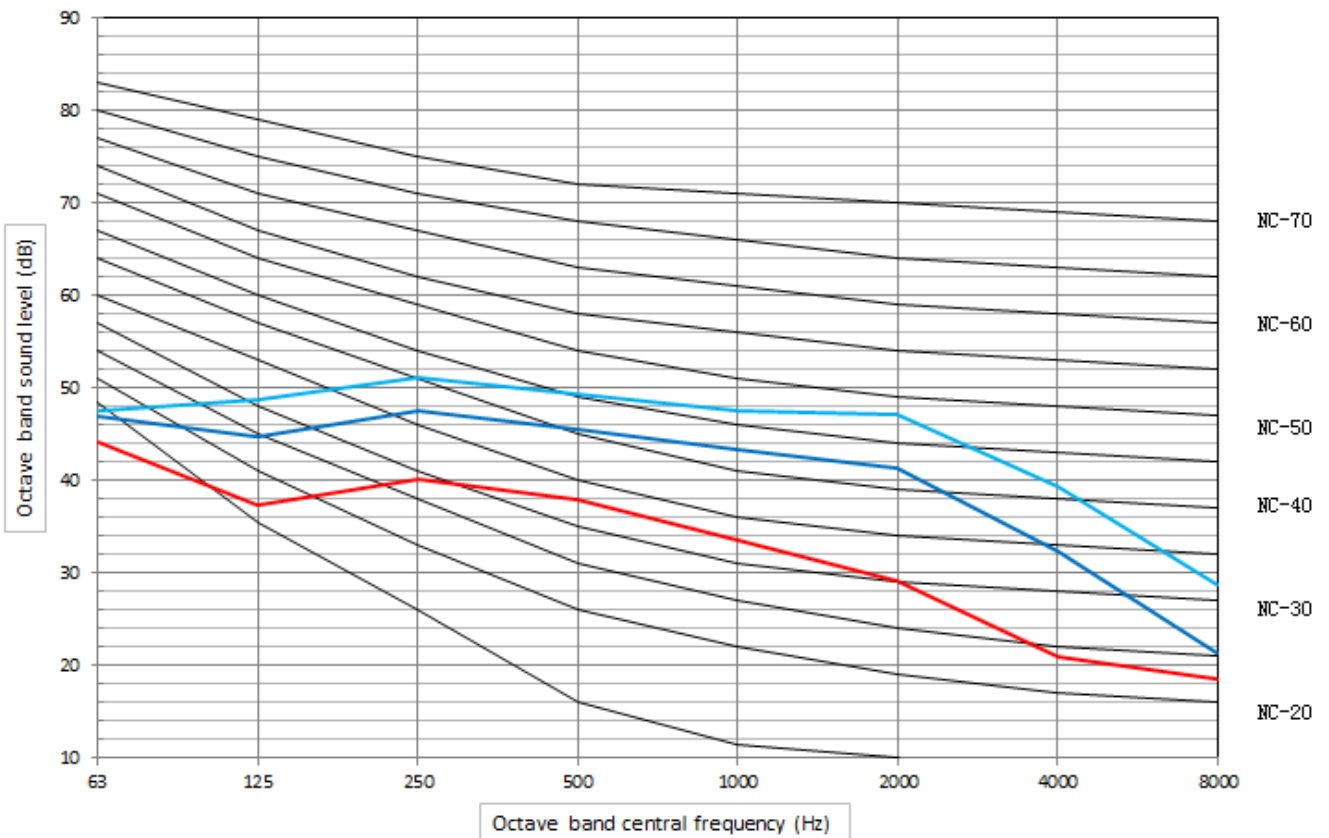


MDKH1-500R3





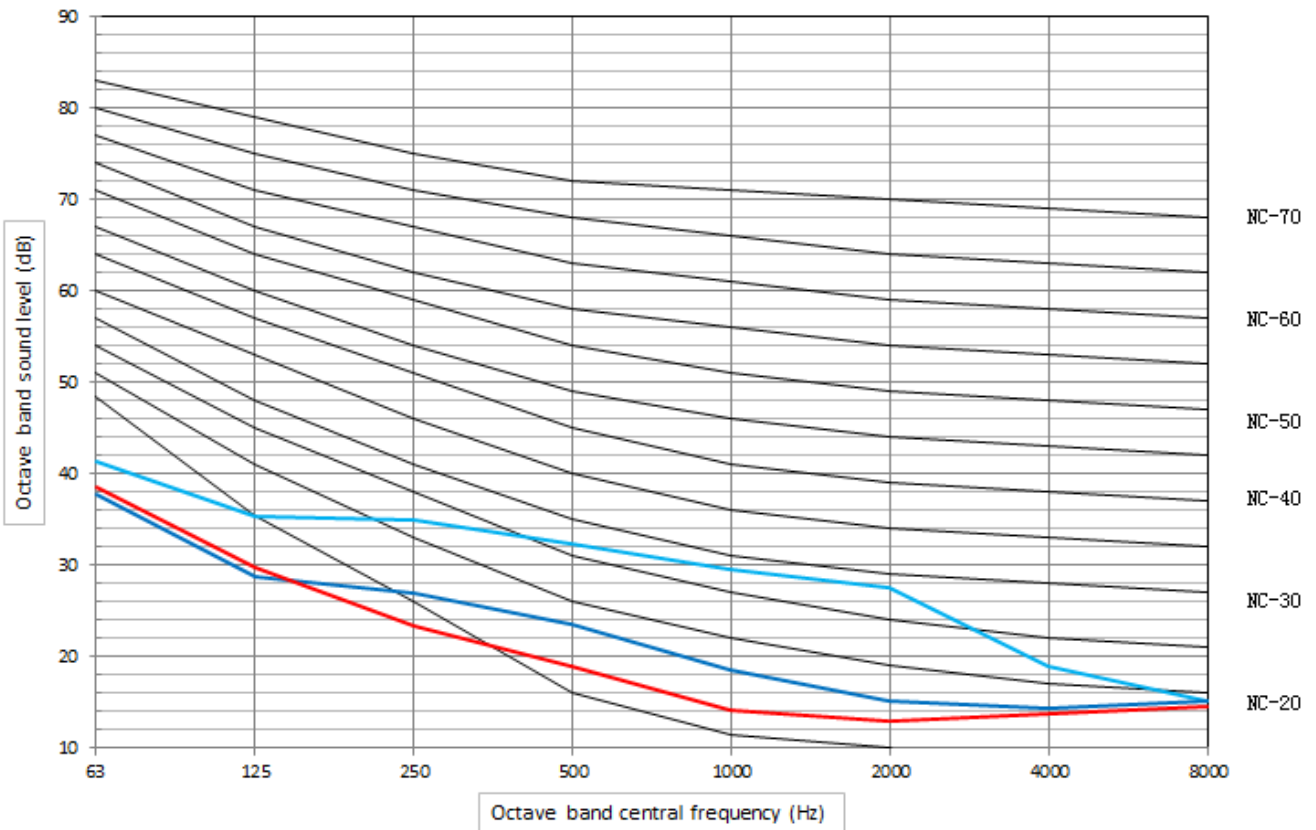
MDKH1-800R3



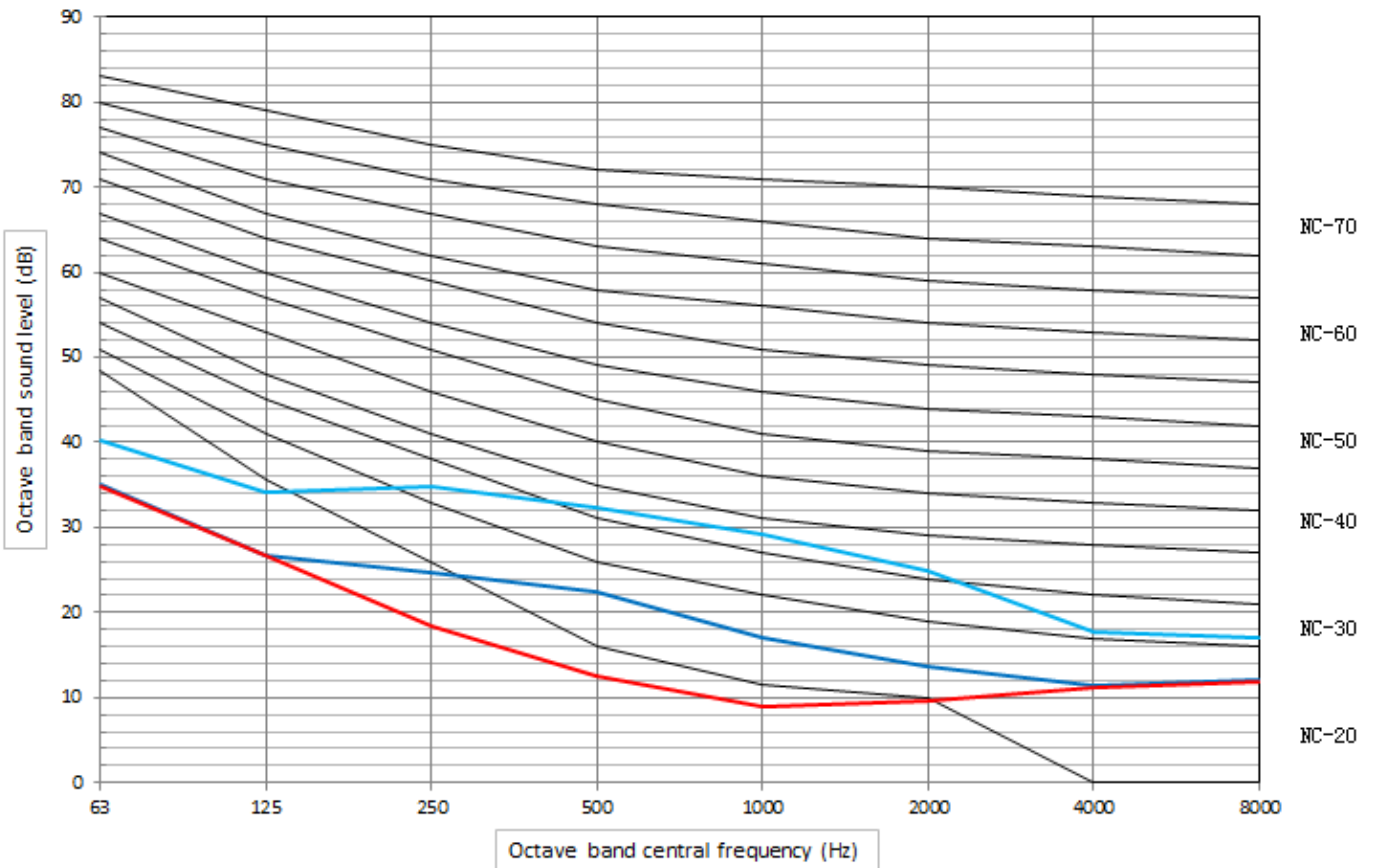
# MDV AC Fan Coil Unit



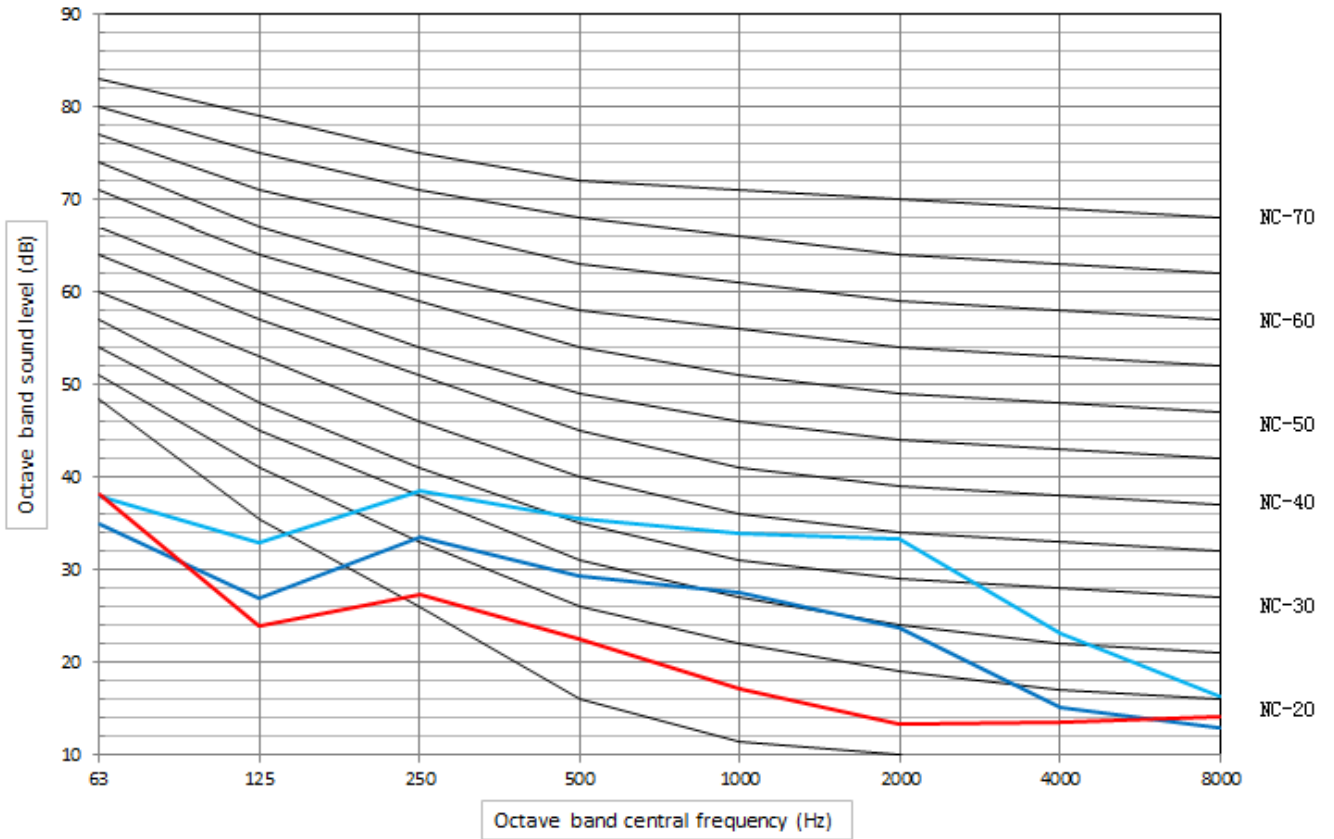
MDKH2-150R3/ MDKH3-150R3



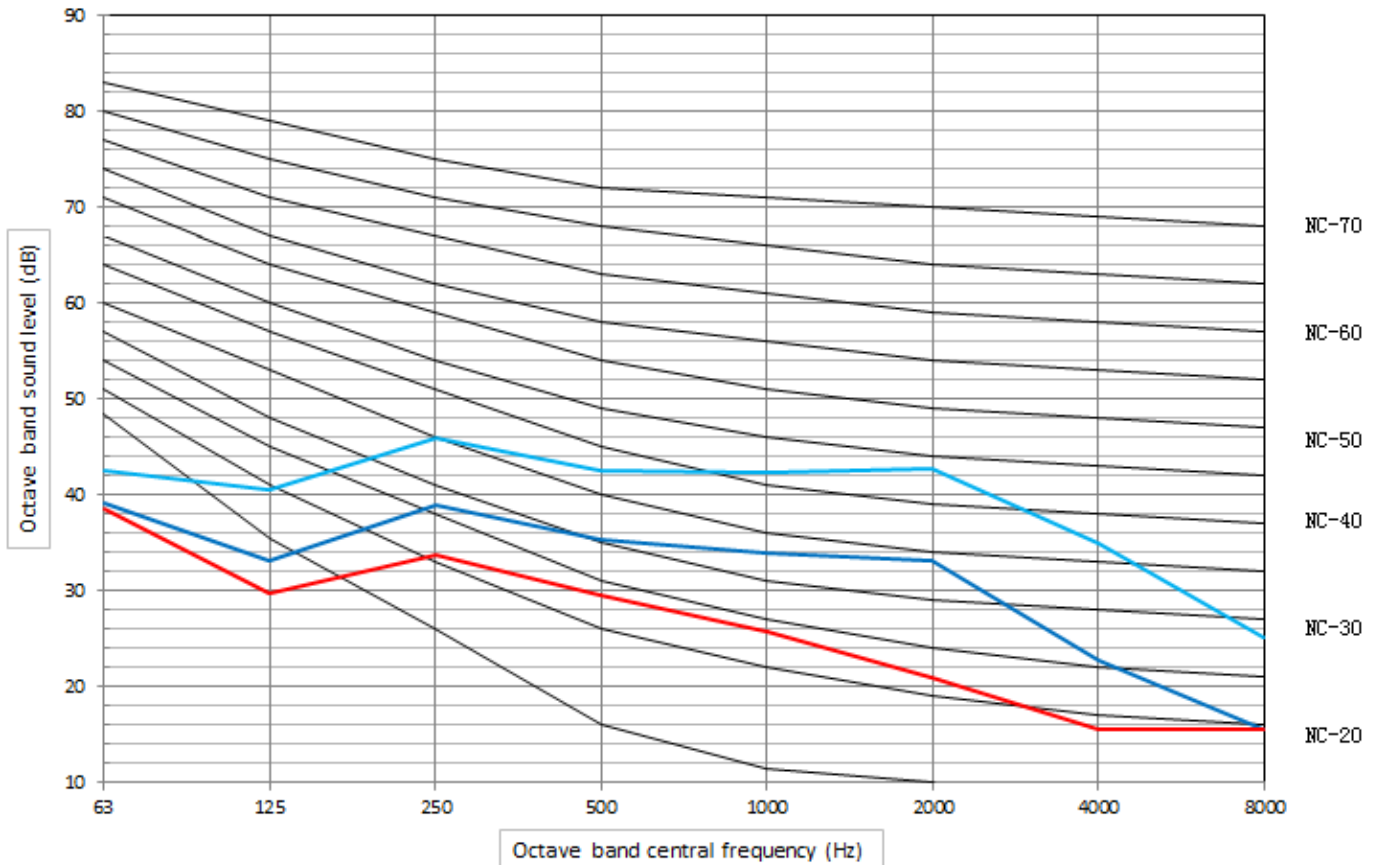
MDKH2-250R3/ MDKH3-250R3



MDKH2-350R3/ MDKH3-350R3



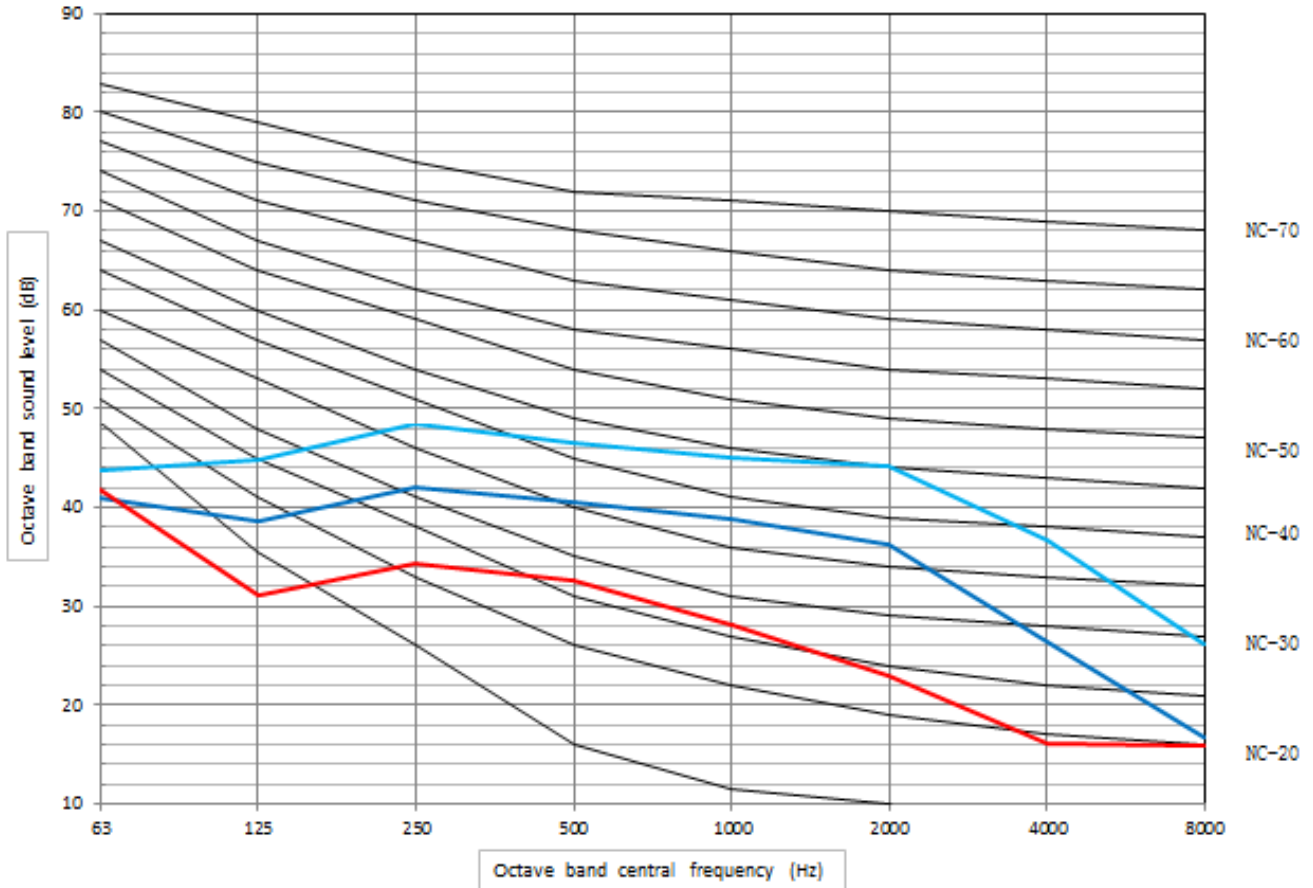
MDKH2-500R3/ MDKH3-500R3



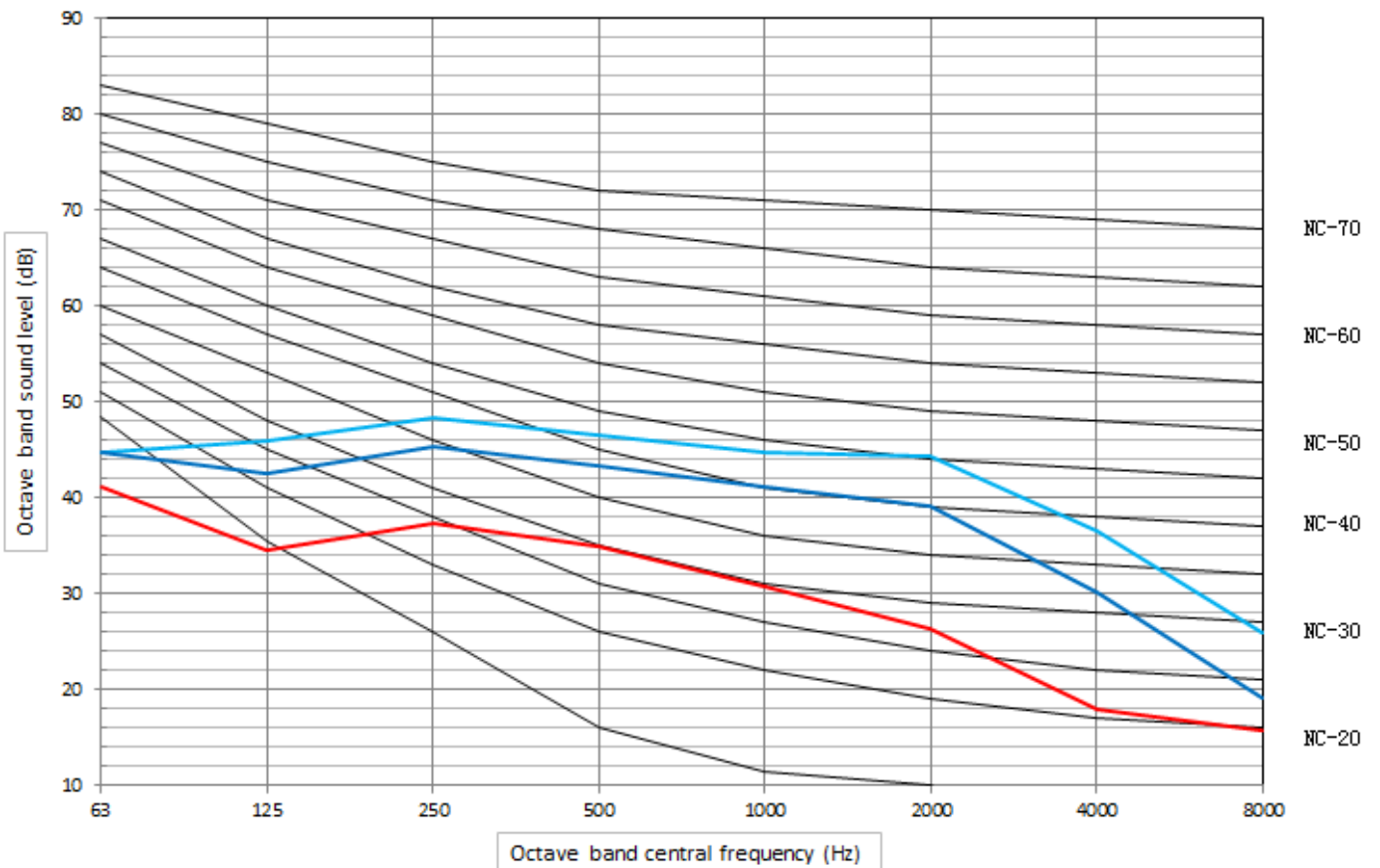
# MDV AC Fan Coil Unit

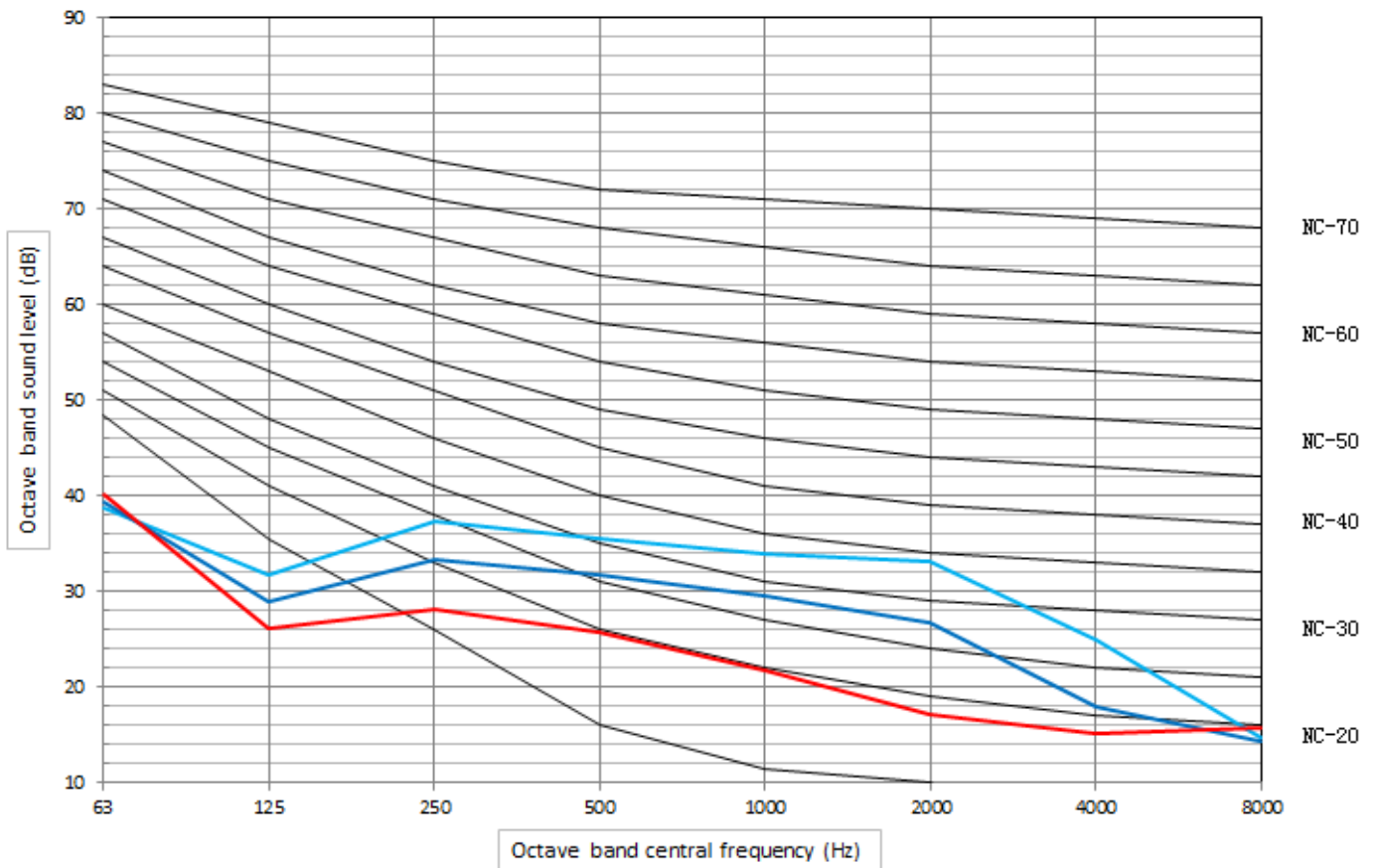


MDKH2-700R3/ MDKH3-700R3

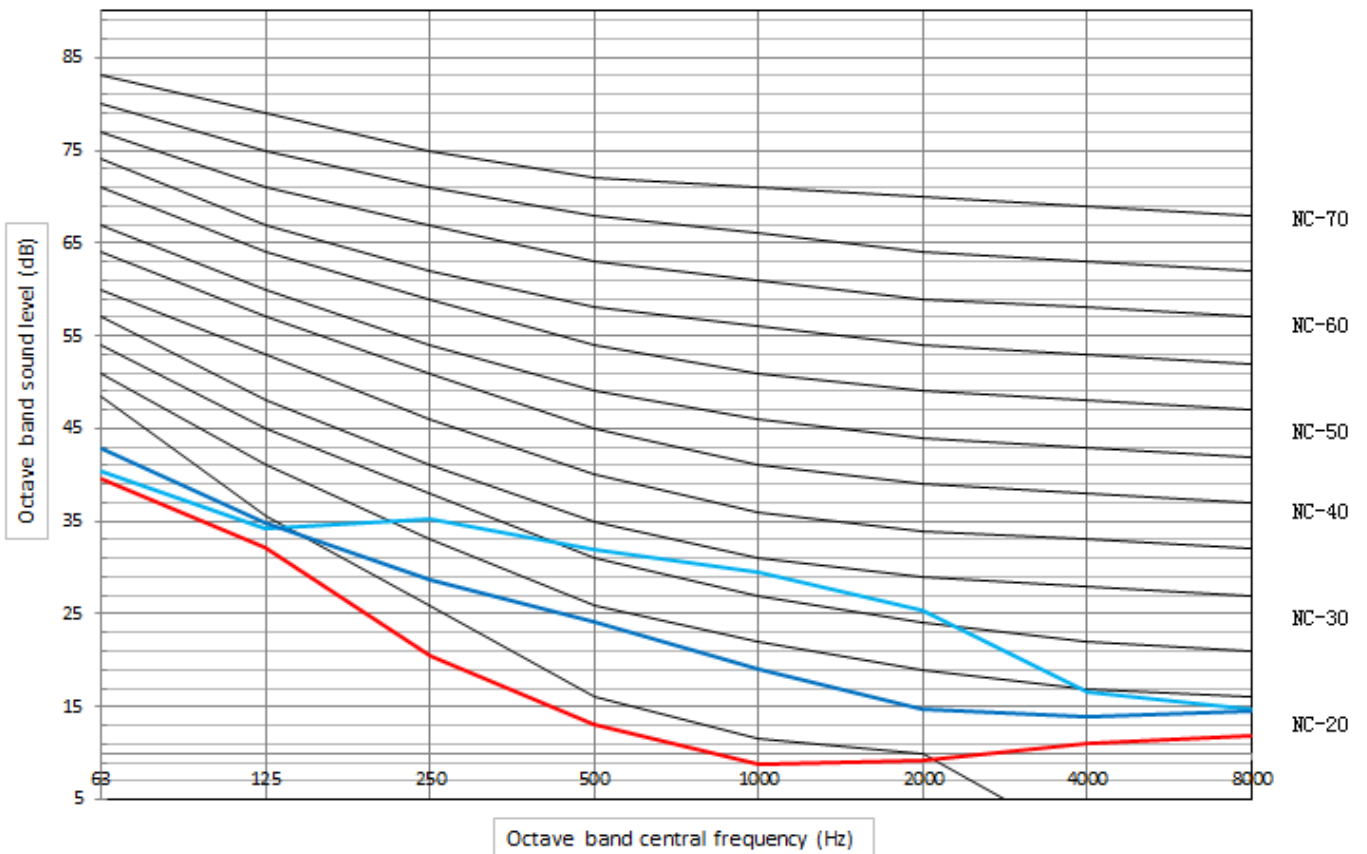


MDKH2-800R3/ MDKH3-800R3





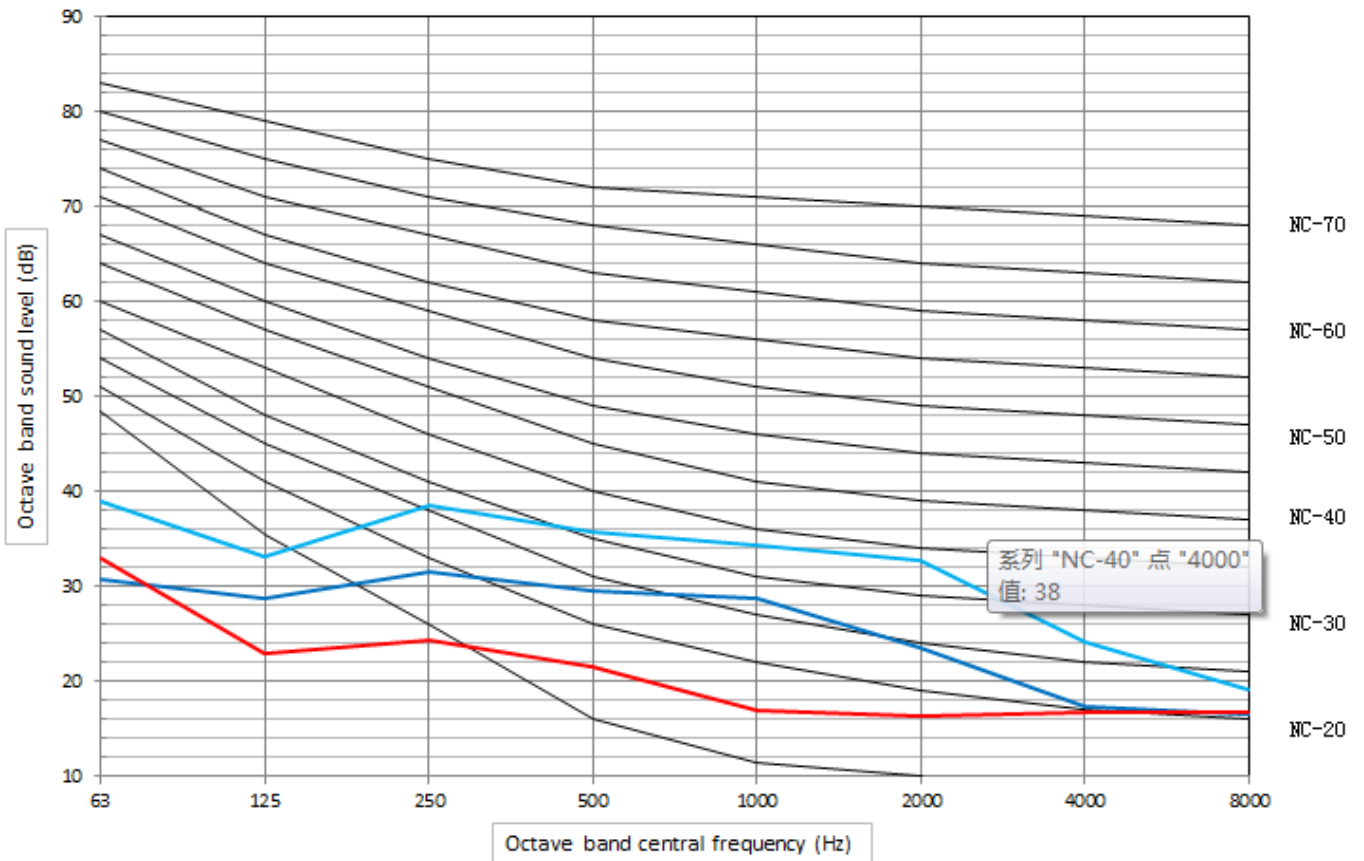
MDKH1-250R4



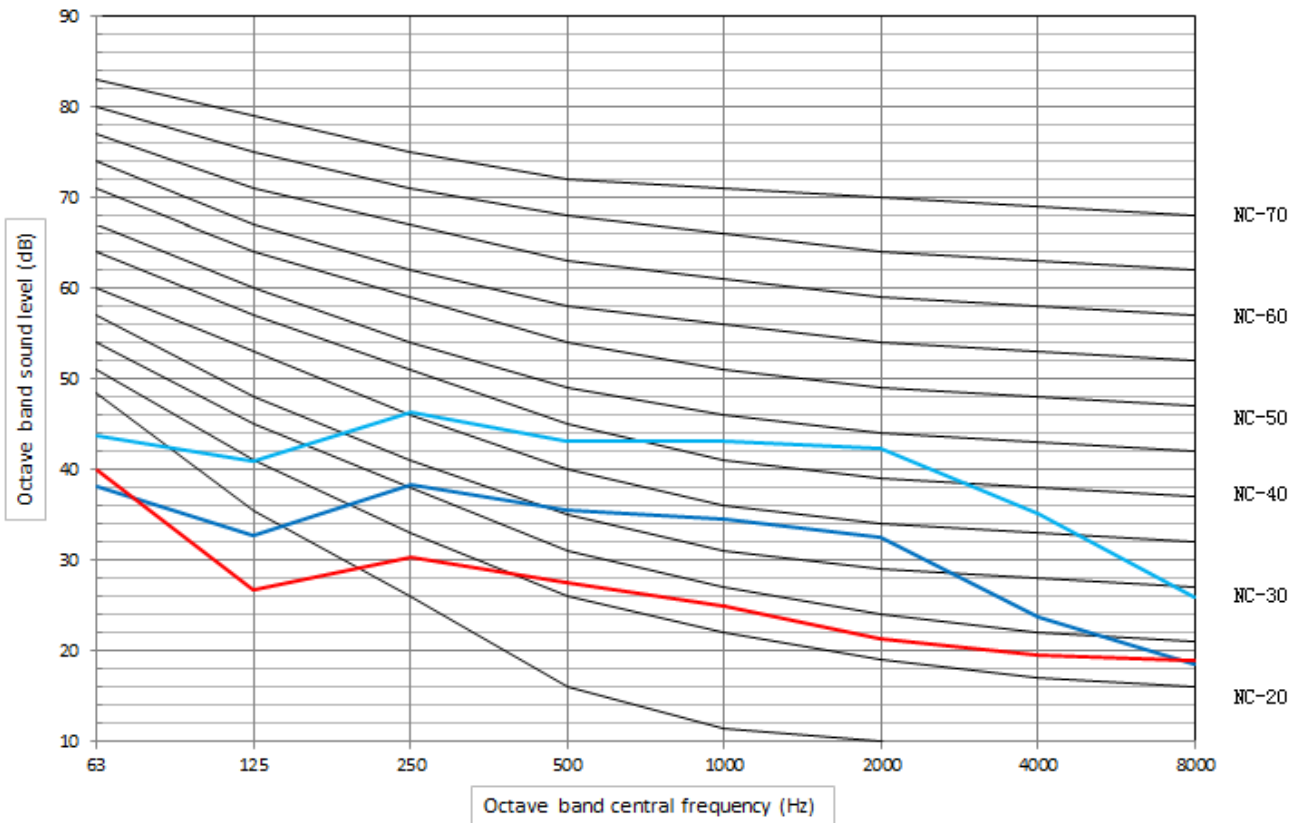
# MDV AC Fan Coil Unit



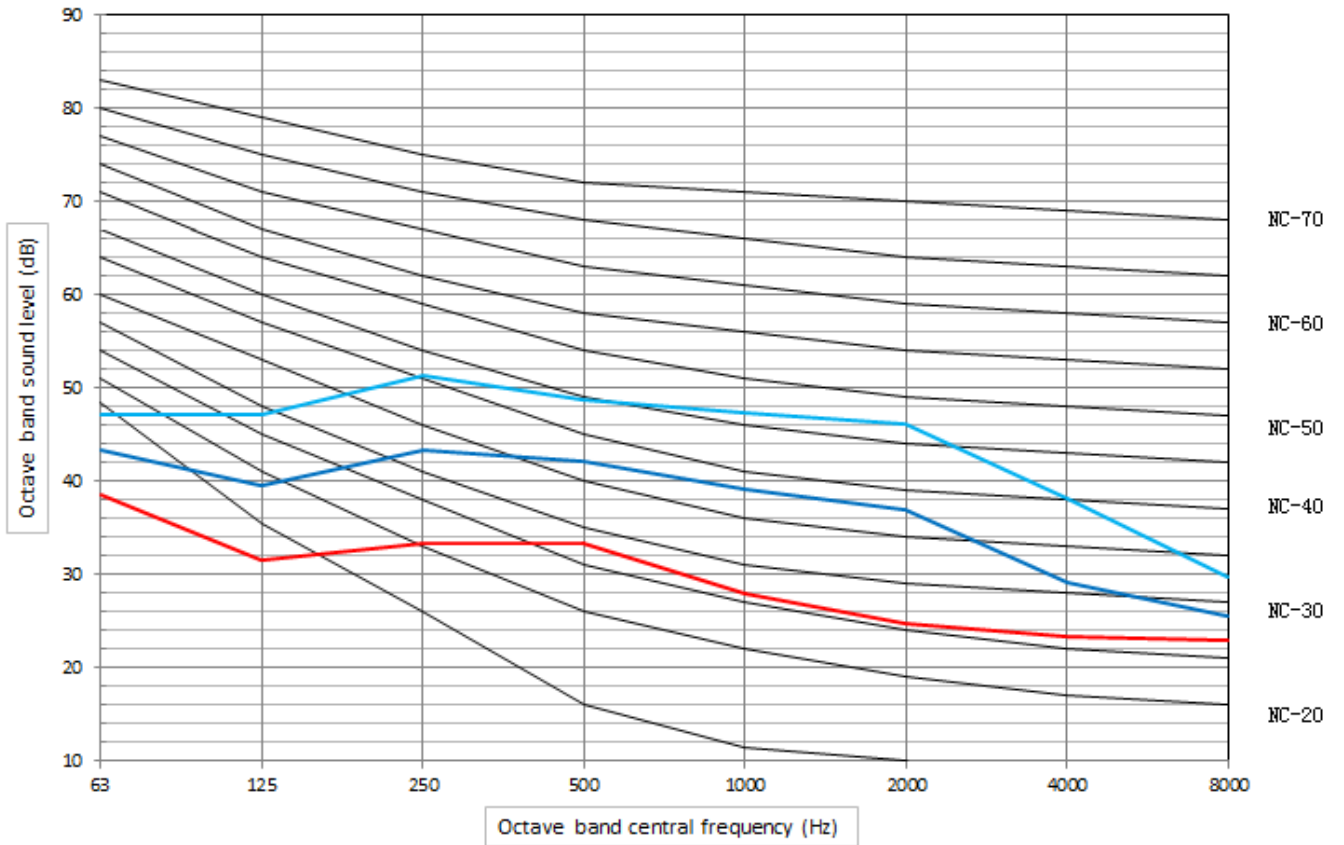
MDKH1-350R4



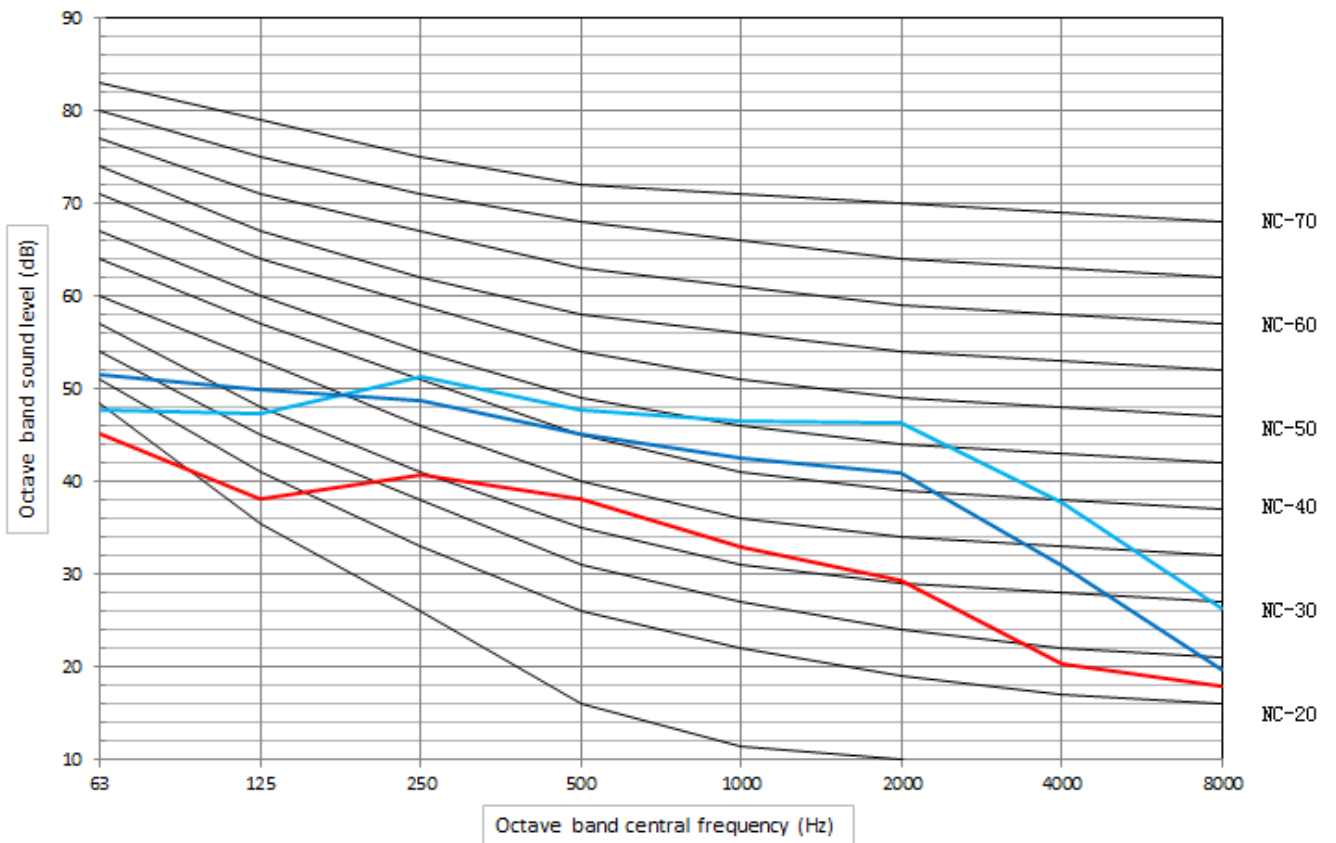
MDKH1-500R4







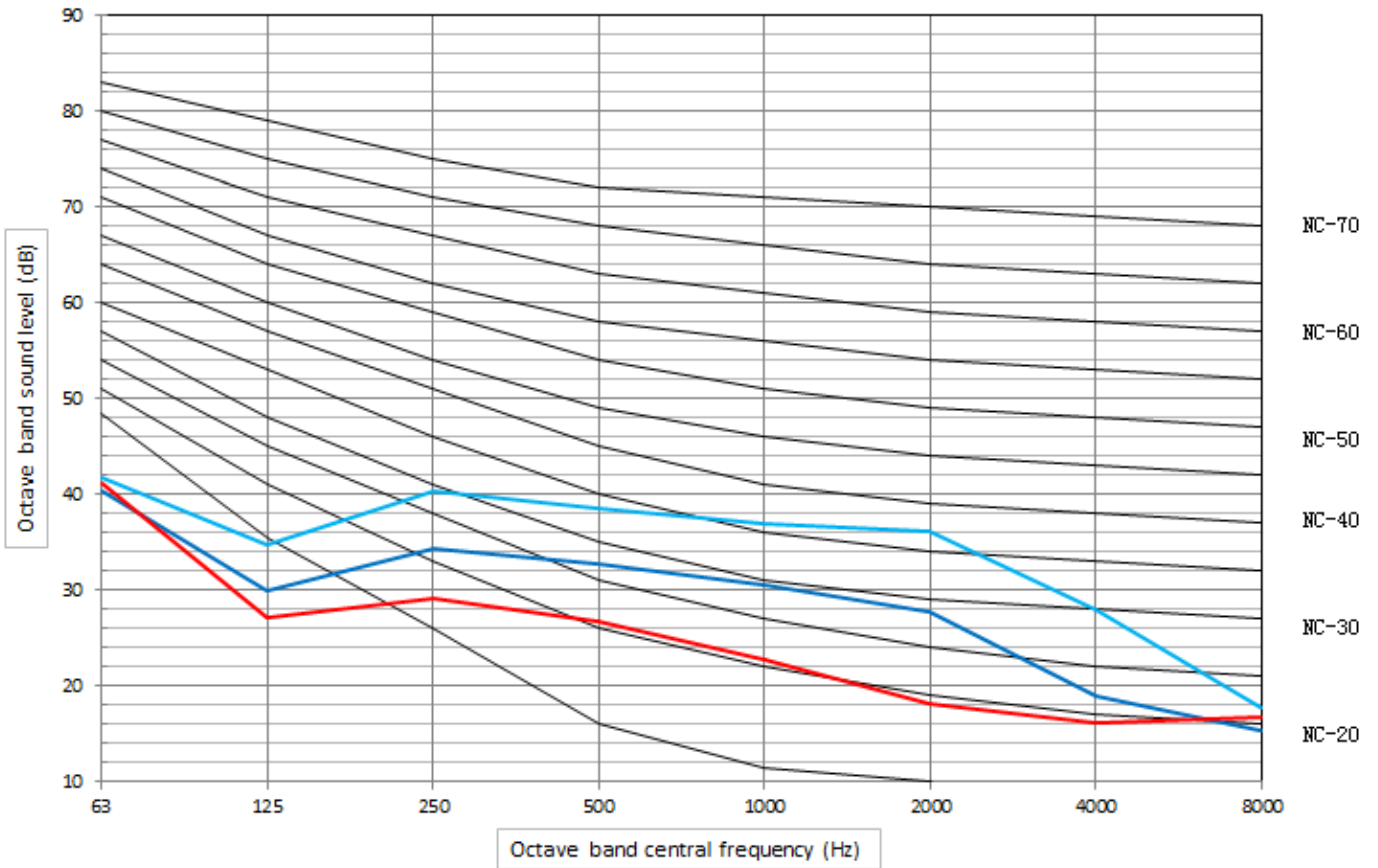
MDKH1-800R4



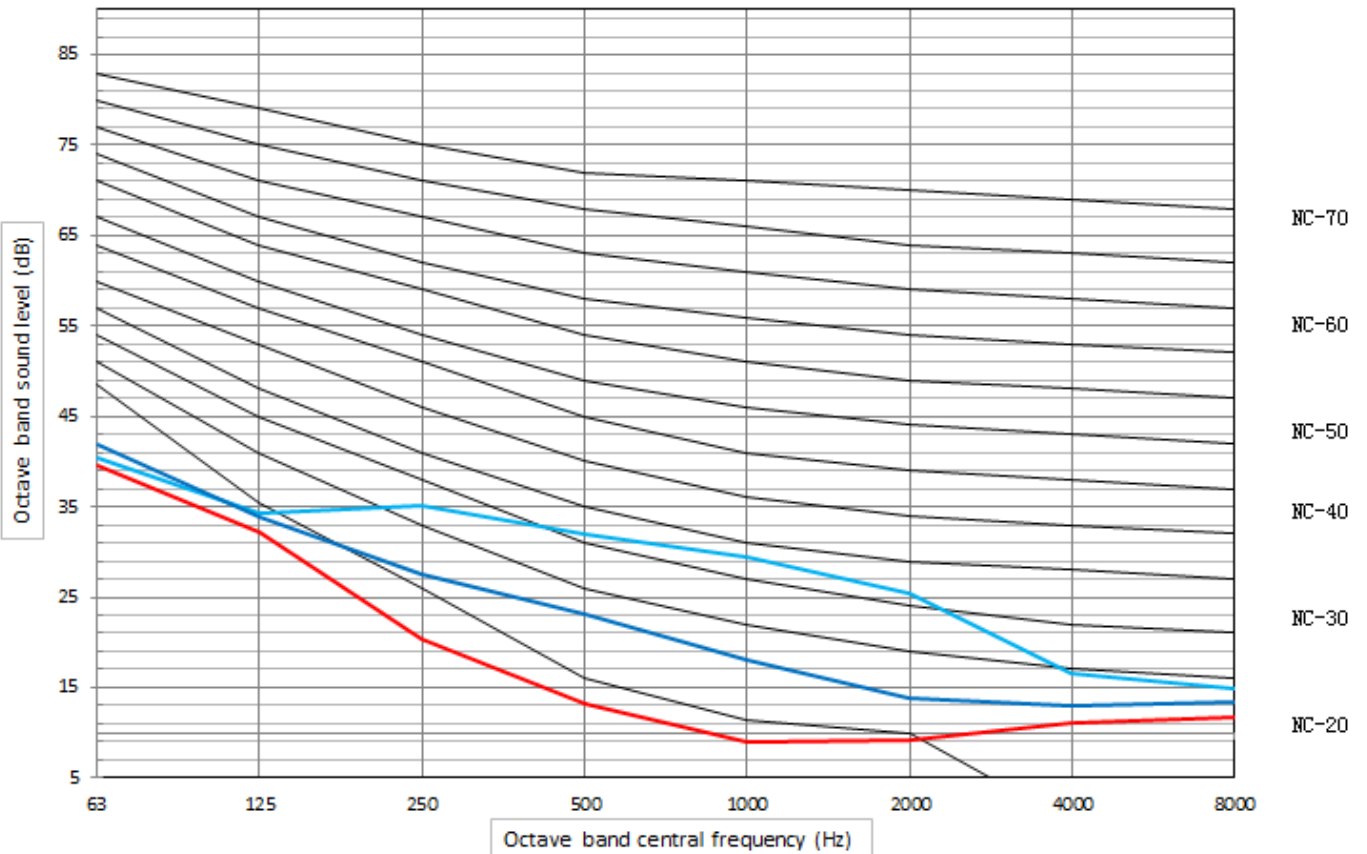
# MDV AC Fan Coil Unit



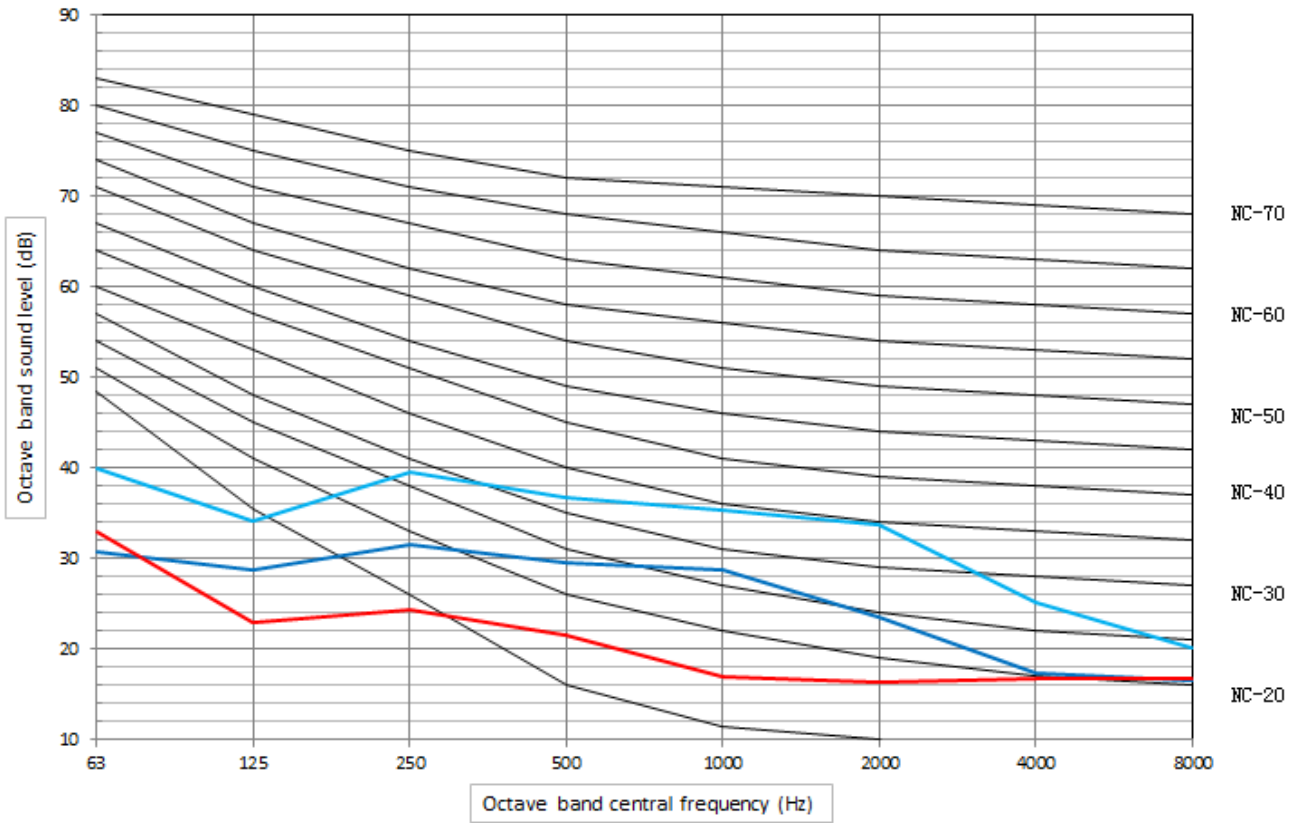
MDKH2-150R4/ MDKH3-150R4



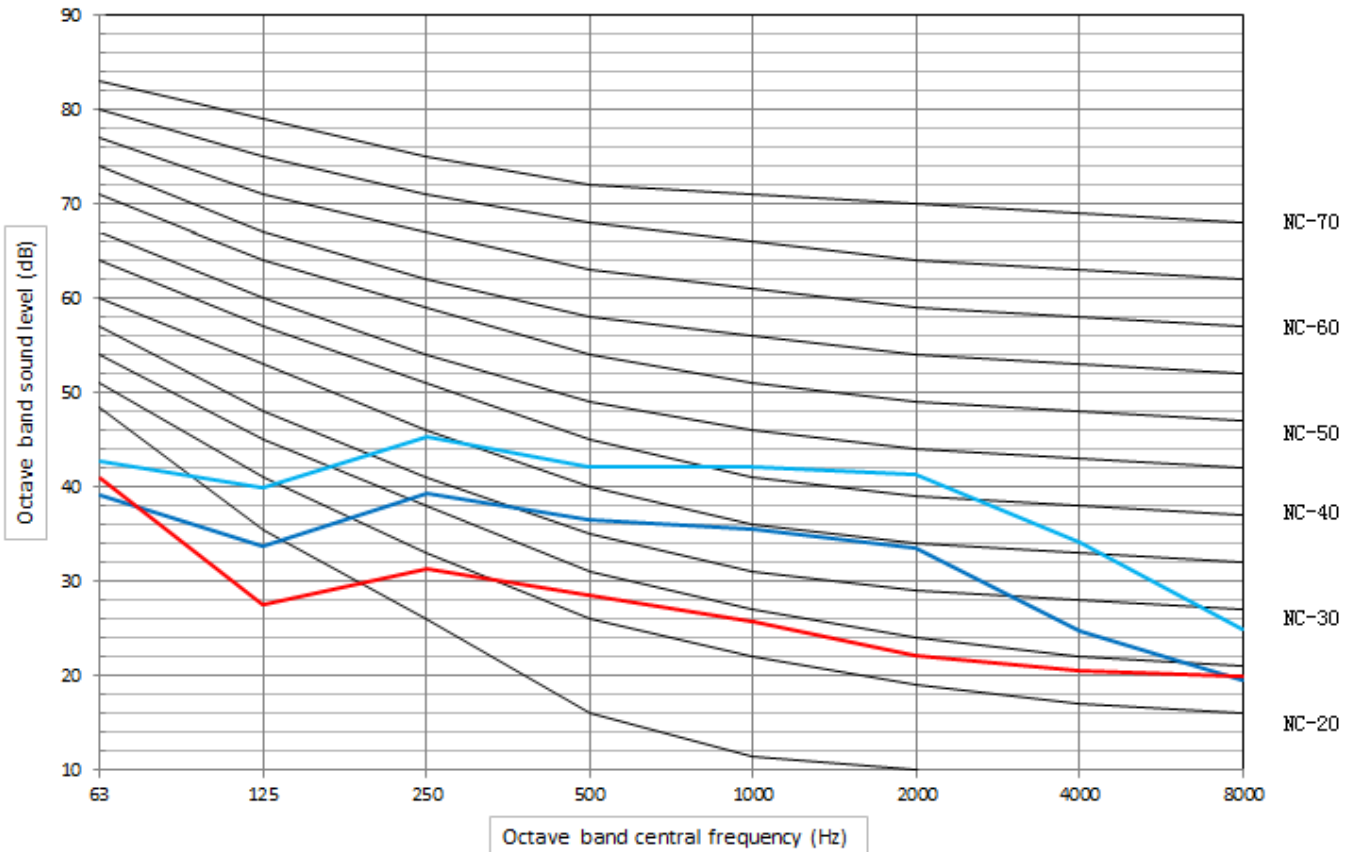
MDKH2-250R4/ MDKH3-250R4



MDKH2-350R4/ MDKH3-350R4



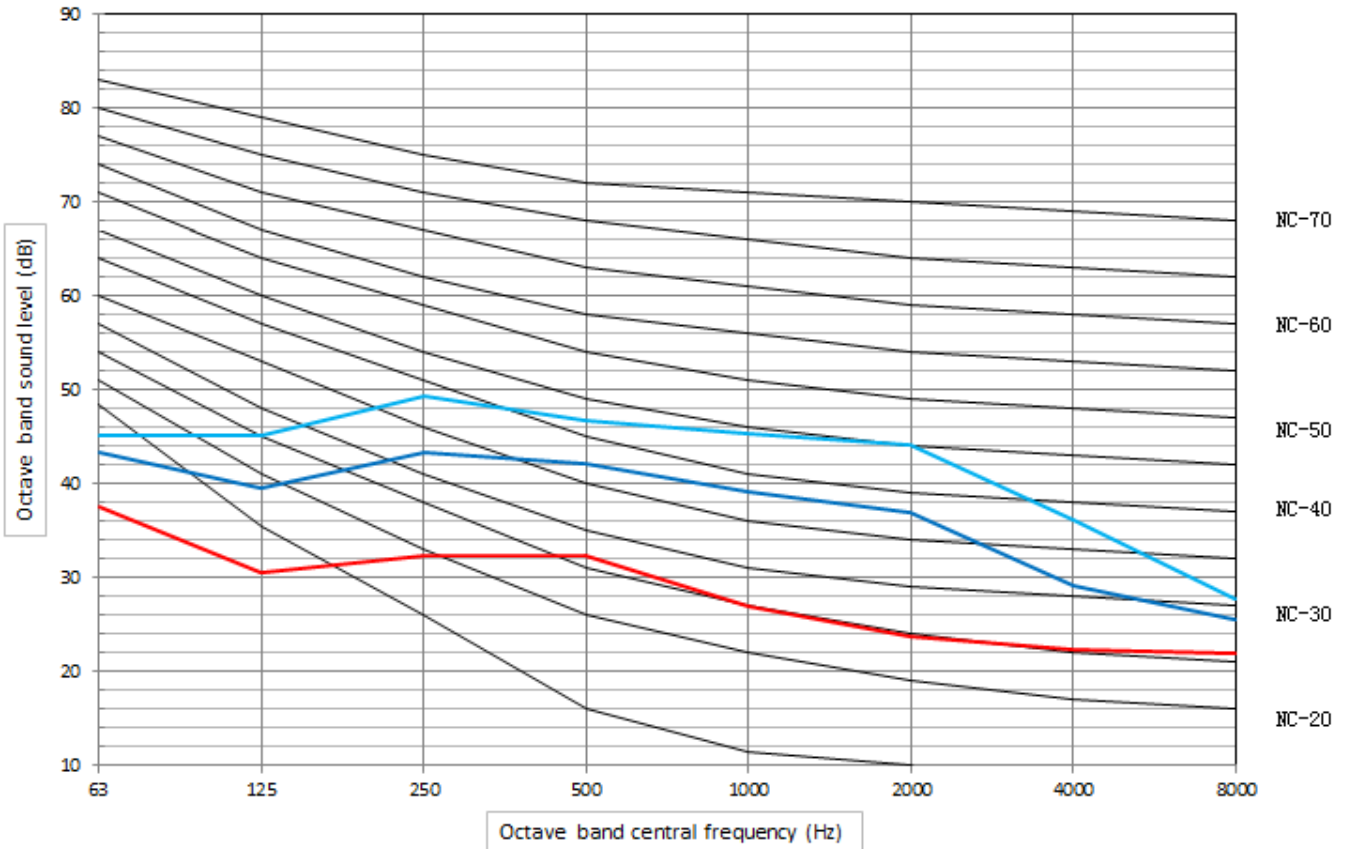
MDKH2-500R4/ MDKH3-500R4



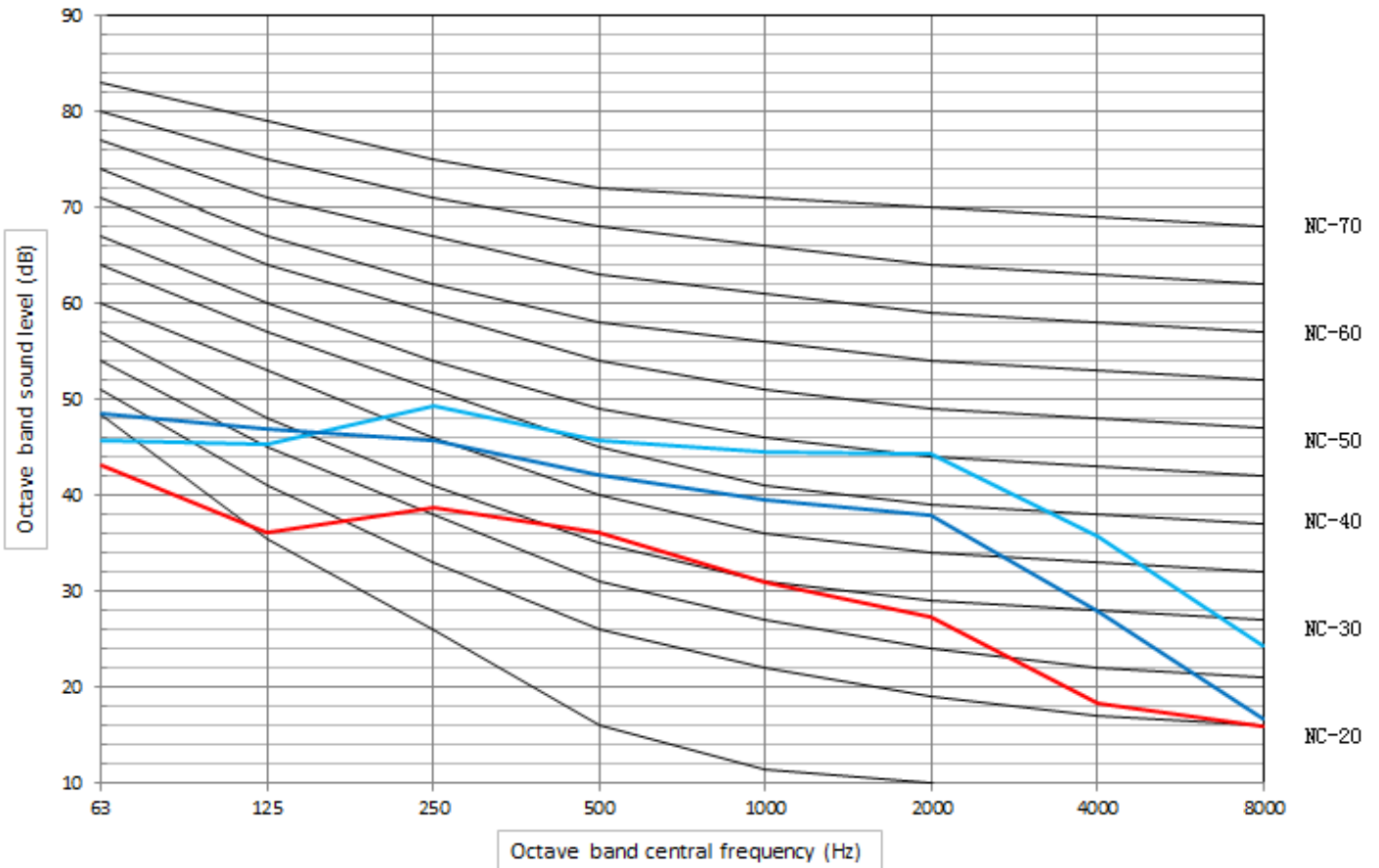
# MDV AC Fan Coil Unit



MDKH2-700R4/ MDKH3-700R4


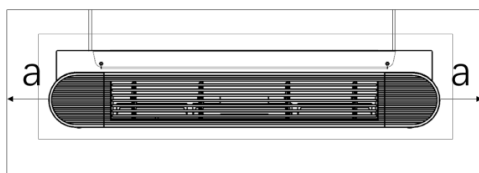
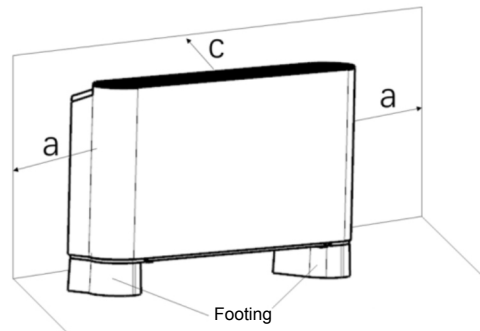
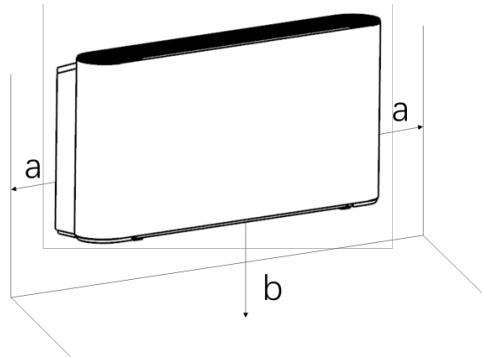


MDKH2-700R4/ MDKH3-700R4



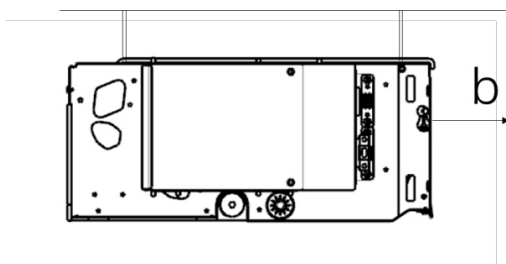
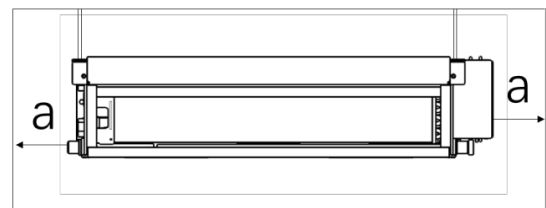
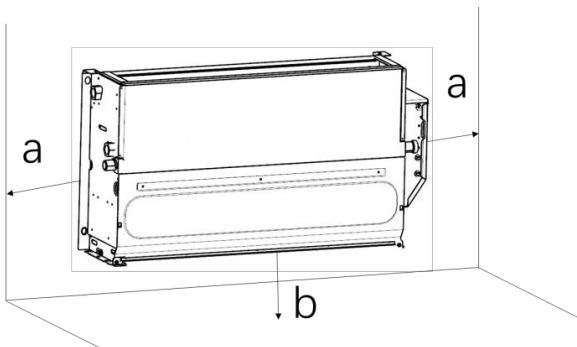
**8. Service Spaces**

**Cased type**



a (mm)	$\geq 150$
b (mm)	$\geq 90$
c (mm)	$\geq 50$

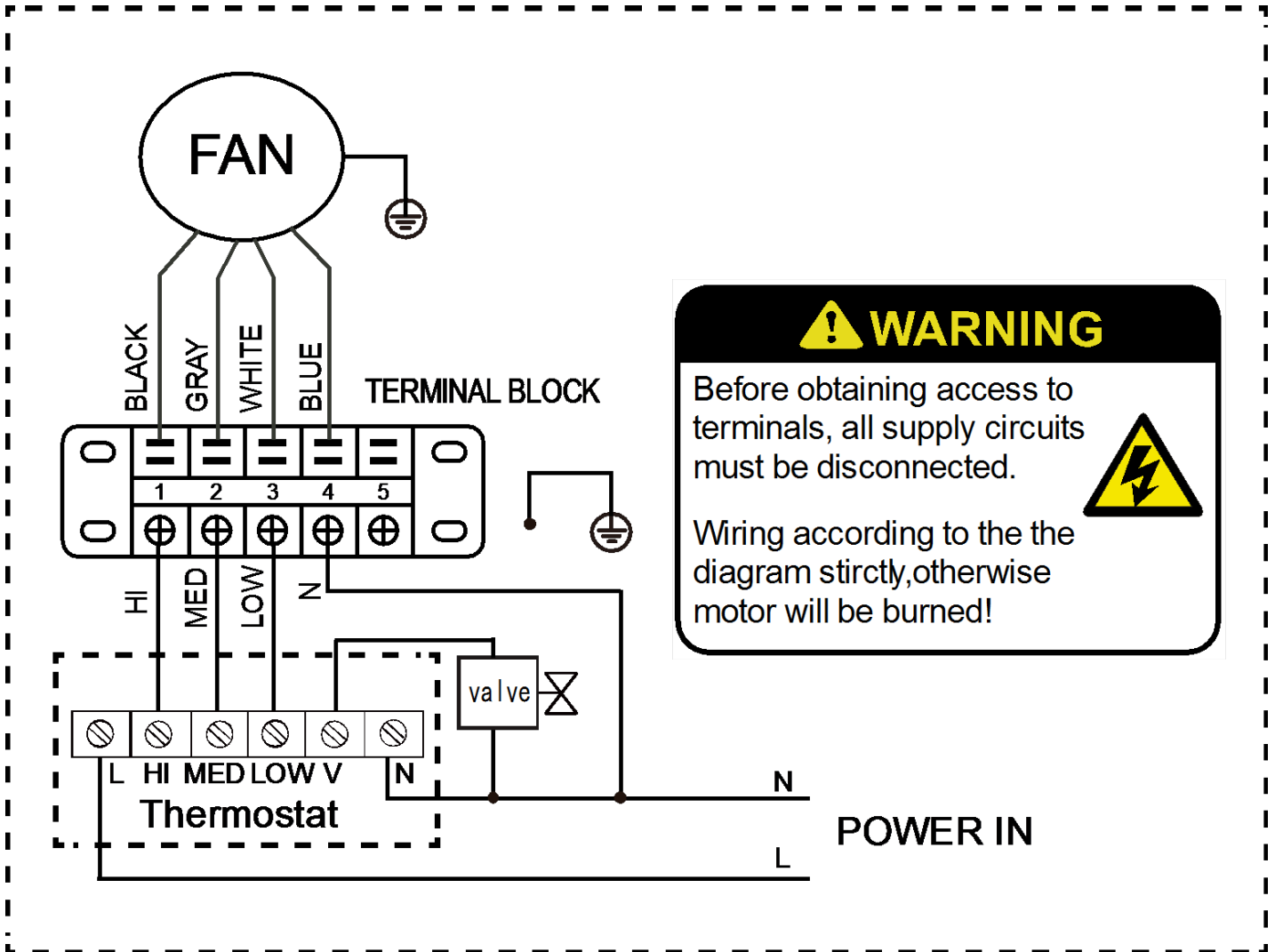
**Uncased type**



a (mm)	$\geq 150$
b (mm)	$\geq 90$
c (mm)	$\geq 50$

## 9. Wiring Diagrams

Model: MDKH1-150/(250)/(350)/(500)/(700)/(800)R3/(R4)  
MDKH2-150/(250)/(350)/(500)/(700)/(800)R3/(R4)  
MDKH3-150/(250)/(350)/(500)/(700)/(800)R3/(R4)



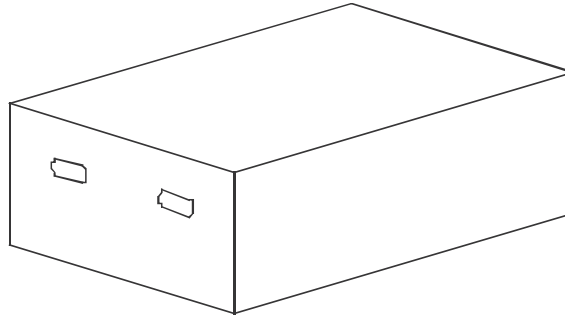
## 10. Installation

### 10.1 Transport and handling

**Caution:**

Do not open or tamper with the packaging before installation. The units should only be moved and lifted by specialized personnel trained in these operations.

Check on arrival that the unit has not been damaged during transport and that it is complete with all its parts.



To remove the packaging, please follow below instructions:

1. Check for visible damage.
2. Open the packaging.
3. Check that the manual for use and maintenance are in the packaging.
4. Dispose of the packaging material in accordance with current legislation at the appropriate waste reception or recycling site.

The units may be moved or lifted either by hand or by means of a suitable trolley. If the weight of the unit is more than 30kg, moving units need to be moved at the same time, it is advisable to put the machines in a container and lift them by means of a crane or something similar.

### 10.2 Storage conditions

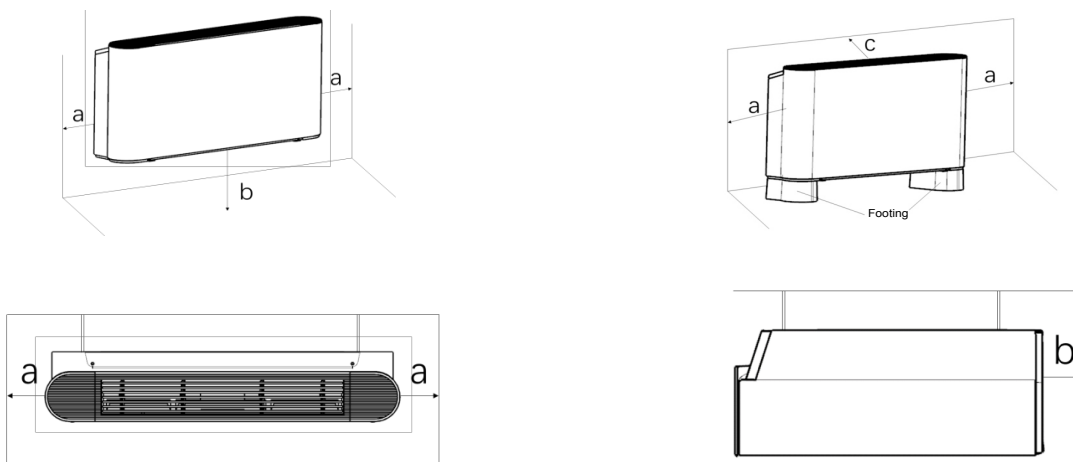
Units in packaging may be stacked not more than four-layer, and must be kept under cover.

### 10.3 Service spaces

**Caution:**

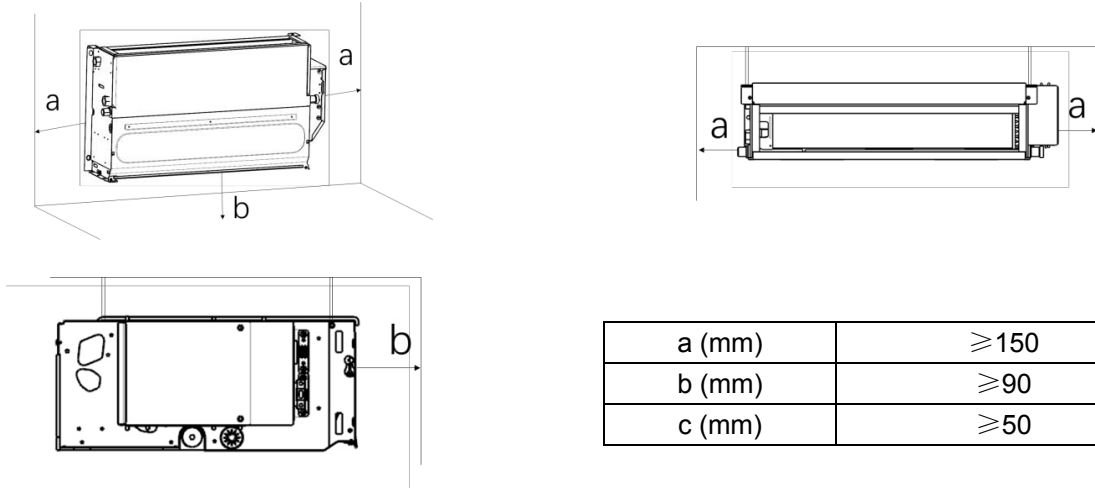
Incorrect positioning or installation of the unit may amplify noise levels and vibrations generated during operation. Guarantee enough clearances for installation and maintenances.

**Cased type**



a (mm)	$\geq 150$
b (mm)	$\geq 90$
c (mm)	$\geq 50$

## Uncased type



## 10.4 Units installation

### Caution:

Installation must only be carried out by qualified technicians, trained to work with air-conditioning and refrigeration systems. Incorrect installation could lead to unit malfunctioning and a consequent deterioration in performance.

For installation, follow the instructions set out below:

### Check the space technically required for installation:

- ♦ Space required for installation.
- ♦ Space required for connecting the liquid lines and other valves.
- ♦ Space required for connecting power supply.
- ♦ Space required for connecting the unit to the external control panel (if any).
- ♦ Space required for setting flow route and air inlet (for specific models).
- ♦ Space required for correct and sufficient air flow.
- ♦ Space required for removing condensate water.
- ♦ Space required for cleaning the filter.
- ♦ Space required for cleaning internal assembly and maintenance.

Remove the casing:

Removing screws ① \*2, ② \*2 and ③ \*2 and then the casing as Figure 10.4.1.



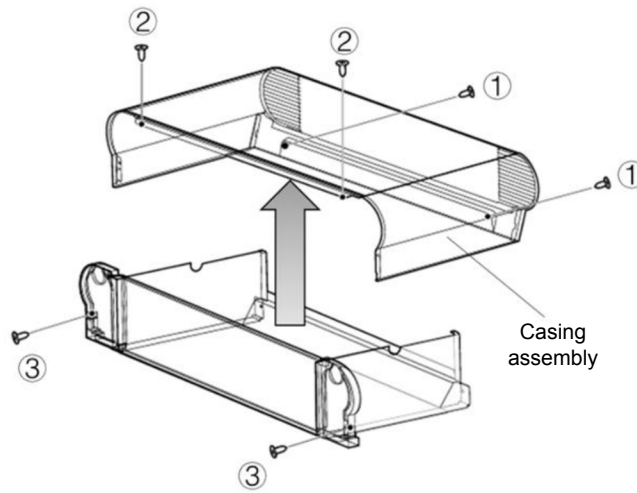


Figure 10.4.1

Mark the places for screws on the wall according to the unit mounting holes or dimensions specified in Figure 10.4.2. The drain pipe for condensate water must be smooth enough to allow unobstructed water discharge. As shown in Figure 10.4.2, fasten four screws (①) into a proper masonry structure.

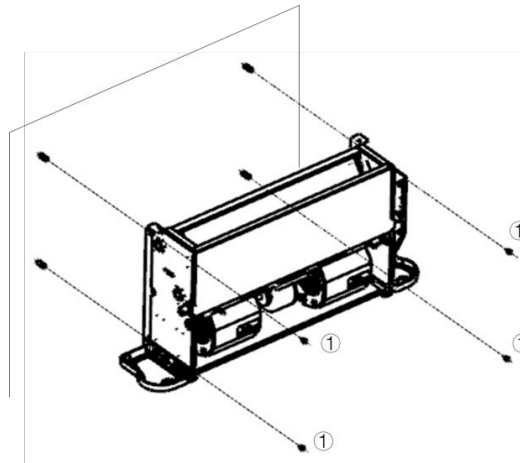


Figure 10.4.2

The footings shown in Figure 10.4.3 are optional. You can purchase them separately and install them as follows:

1. Put the footings beside the unit to be installed.
2. Place the mounting holes on the unit base into the corresponding footing locating pin and install screws ① \*2 and ② \*2 to fix the footing according to Figure 10.4.3.

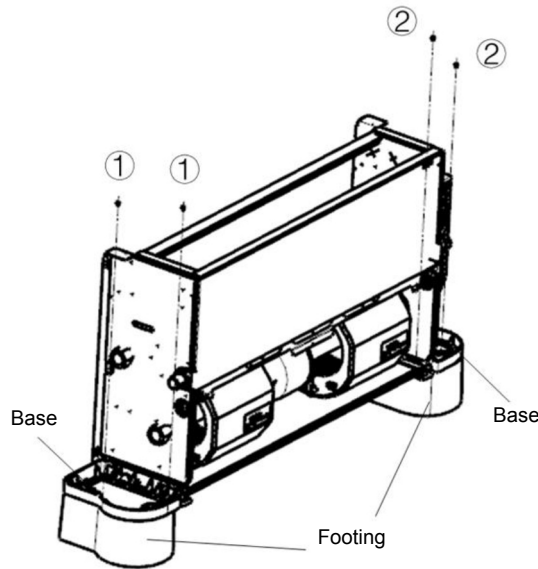


Figure 10.4.3

The footings shown in Figure 10.4.3 are optional. You can purchase them separately and install them as follows:

1. Put the footings beside the unit to be installed.
2. Place the mounting holes on the unit base into the corresponding footing locating pin and install screws ① \*2 and ② \*2 to fix the footing according to Figure 10.4.3.

**Install the unit following the steps below in case it is ceiling mounted.**

To match the existing structure, set the screw pitch according to the unit dimensions.

Wooden structure	Original concrete slab structure
<p>Secure the square rod on the beam to set the lifting bolts.</p> <p>Square bar material Beam Ceiling Lifting bolt</p>	<p>Use embedded bolts, and pull bolts.</p>
Steel framework	Newly set concrete slab structure
<p>Directly set and use an angle steel for support.</p> <p>Suspension bolt Suspension bolt Angle steel for support</p>	<p>Set using embedded appliances, and embedded type of bolts.</p> <p>Knife-type insertion piece Sliding-type insertion piece Reinforced bar Embedded bolt (hanging and embedded bolt of piping)</p>

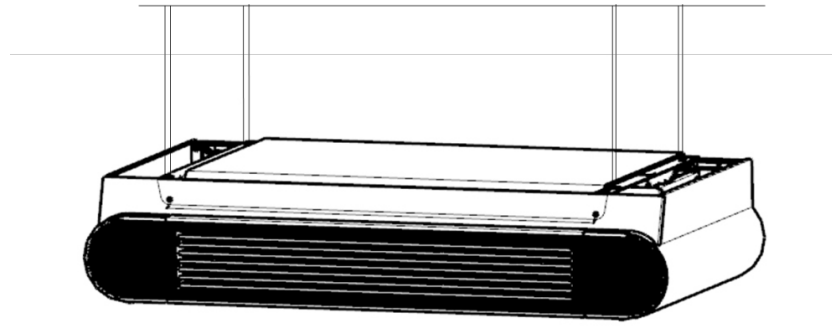


Figure 10.4.4 Diagram of ceiling exposed

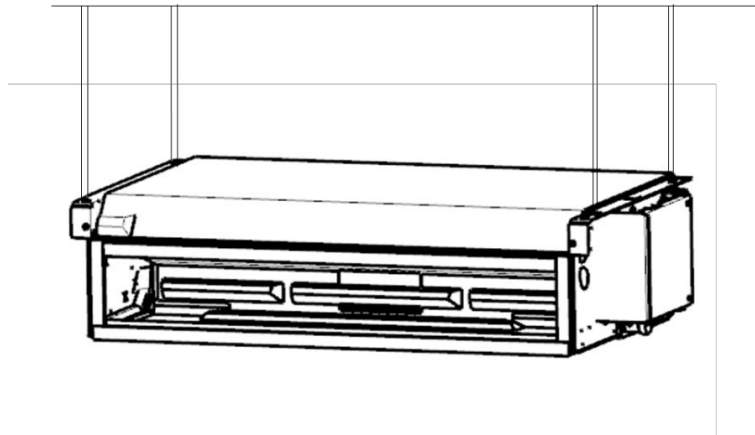


Figure 10.4.5 Diagram of ceiling concealed

**Liquid pipe connections**

Connect the unit to the water system using inlet and outlet connectors.

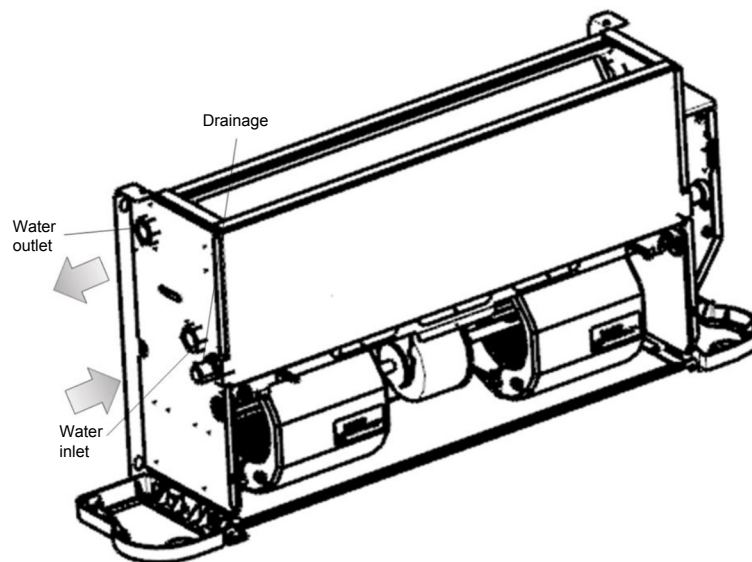


Figure 10.4.6

All water system coils are equipped with discharge and drain valves. Use a screwdriver or wrench to open and close the valve.

**When installation is complete,**

- ① Remove air inside pipes.

## MDV AC Fan Coil Unit



- ② Wrap the connecting pipes and all the valve body with anti-condensation material (EPDM or PE) of no less than 10 mm thick, or install auxiliary drainage equipment.
- ③ Pour water into the drain pan and check it all the way until you can see water flows from the drain outlet. Alternatively, you may check the drain channel and remove impurities that may obstruct the flow.
- ④ Install the condensate drain system.
- ⑤ The condensate drain system must be properly lowered to ensure water discharge.

Follow the steps below to set the condensate drain system.

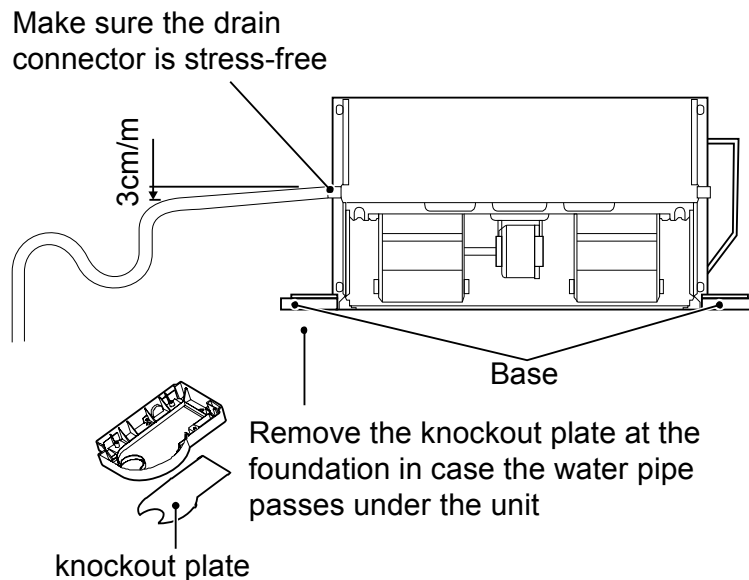


Figure 10.4.7

### Set water storage elbow

The condensate drain system must be fitted with a suitable elbow to prevent odour penetration. Follow the steps below to set the elbow.

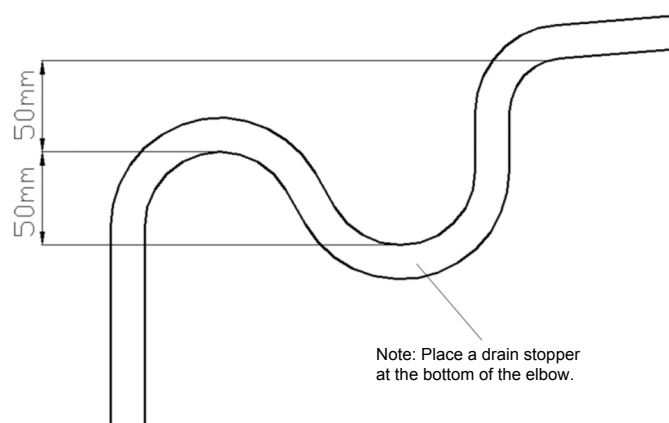


Figure 10.4.8

The customer has to purchase the three-way valve and its accessories (Operation and Installation Manual attached) separately from the manufacturer.

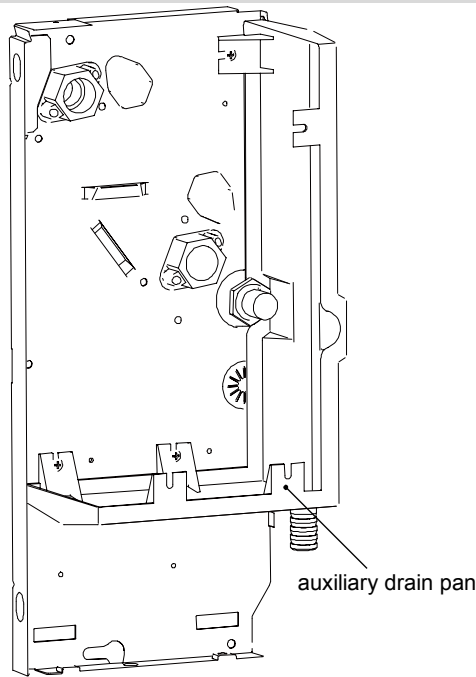


Figure 10.4.9

The customer may also need to purchase the auxiliary drain pan (Figure 10.4.9) separately from the manufacturer if required. See the steps below for installation of auxiliary drain pan:

**Electrical connections**

**Caution:**

- ♦ Make sure that the power supply falls with 220-240V~1ph 50Hz/60Hz and is able to provide enough wattage for the unit. The power supply system must comply with the current national safety regulations.
- ♦ The electrical connection must be completed by qualified professionals and must comply with local laws and regulations. The company is not responsible for personal or property damage resulting from any incorrect electrical connections.
- ♦ Provide dedicated and suitable leakage protection device for the unit, with a minimum distance of 3 mm among the wiring contacts. The unit must be grounded reliably.
- ♦ Make sure that the power cord has a large-enough cross section to withstand the maximum current required. Never use a damaged cable.
- ♦ Perform electrical connections according to the wiring nameplate of the unit.
- ♦ Secure the cable using clamps in the electric control box to ensure the safety of the power supply cable and the connection cable.
- ♦ Do not pull, step on or squeeze the cable. Do not use nails or staples to secure the power cord. You need to pass the cable through the knockout hole at the foundation.
- ♦ For this stationary appliance it is required to have for disconnection of mains supply and all-pole switch with a contact opening of at least 3mm in the fixed wiring

**Danger!**

Always install a general automatic switch in a protected area near the appliance with an adequate capacity characteristic delayed curve with sufficient breaking power. There should be a minimum distance of 3mm between the contacts. Earth connection is compulsory by law to ensure user safety while the machine is in use. Refer to Tables 10.4.1&10.4.2for the specifications of the power cord and communication wire. A wiring capacity that is too small will cause the electrical wiring to become too hot, and lead to accidents when the unit burns and becomes damaged.

Select the wire diameters ( minimum value) individually for each unit based on the Table 10.4.2.

Maximum allowable voltage range variation between phases is 2%.

# MDV AC Fan Coil Unit



Select circuit breaker that having a contact separation in all poles not less than 3 mm providing full disconnection, where MFA is used to select the current circuit breakers and residual current operation breakers

Table 10.4.1

Air flow	255-1300m <sup>3</sup> /h
Power supply voltage	220-240V
Power supply phase	1 phase
Power supply frequency	50Hz、60Hz
Circuit breaker / Fuse	15A / 15A
Communication wire between indoor unit and wired controller	Three core shielded wire

Table 10.4.2

Rated current of appliance (A)	Nominal cross-sectional area (mm <sup>2</sup> )	
	Flexible cords	Cable for fixed wiring
≤3	0.5 and 0.75	1 and 2.5
>3 and ≤6	0.75 and 1	1 and 2.5
>6 and ≤10	1 and 1.5	1 and 2.5
>10 and ≤16	1.5 and 2.5	1.5 and 4
>16 and ≤25	2.5 and 4	2.5 and 6
>25 and ≤32	4 and 6	4 and 10
>32 and ≤50	6 and 10	6 and 16
>50 and ≤63	10 and 16	10 and 25

## Wiring

- ♦ See product wiring nameplate.
- ♦ Check that the voltage and the frequency of the power supply correspond to 220-240V single phase at 50Hz/60Hz; that the available power is sufficient for the running the equipment; and that the supply cables are of adequate section for the maximum current which will be required.
- ♦ Make sure that the power supply system complies with current national safety regulations.
- ♦ Electrical connections must be made in accordance with the wiring diagrams supplied with the machine. For connection to the power supply network, use double-insulated flexible cable, twin pole + earth, section 1.5mm<sup>2</sup>, type H05RN-F.
- ♦ Pass the power supply cable through the slot beside the air filter. Use the cable clamp provided on the inner side of the panel to secure the power supply cable and the connecting cables, and strip only the length of cable needed to go into the connector block. In the event that the unit is mounted on a metal surface, earth connections must be made in compliance with local regulations. If the optional extra electric heating element is fitted, a separate power supply must be provided. Use double-insulated flexible cable, twin pole + earth, section 2.5mm<sup>2</sup>, type H05RN-F.

## Startup instructions

### Caution:

Machine commissioning or the first startup must be carried out by skilled personnel qualified to work on this type of product.

Before starting up, make sure that the installation and electrical connections have been carried out in accordance with the instructions in this manual. Also make sure that there are no unauthorized persons in the vicinity of the machine during these operations.

## Preliminary checks before startup

- ♦ Before starting up the unit, make sure that:
- ♦ The unit is positioned correctly;
- ♦ The flow and return pipes of the water system are correctly connected;
- ♦ The pipes are clean and free of air;

- ♦ The unit falls correctly towards the drainage outlet and the trap;
- ♦ The heat-exchangers are clean;
- ♦ The electrical connections are correct;
- ♦ The screws holding the cables are well tightened;
- ♦ The supply voltage is as required;
- ♦ The power consumption of the blower is correct and does not exceed the maximum permitted.

### 10.5 Maintenance

#### Caution:

- ♦ Maintenance work must only be carried out by qualified technicians authorized to work on air-conditioning and refrigeration systems.
- ♦ Use suitable work gloves.
- ♦ Do not use pointed objects through the air intake grilles.
- ♦ Disconnect the power supply before cleaning and maintenance.
- ♦ Use dry cloth to clean the unit.
- ♦ Always disconnect the unit from the mains power supply at the main isolator switch before carrying out maintenance work or checks. Make sure that no one accidentally supplies power to the machine; lock the main switch in the Off position.

#### Scheduled maintenance

- ♦ Once a month

Check the state of cleanliness of the air filters. The air filters are made of fibre and can be washed in water. The state of cleanliness of the filters must be checked regularly at the start of the operating season and on a monthly basis.

- ♦ Every six months

Check the state of cleanliness of the heat-exchanger and the condensation drain-tube.

Switch off the unit, remove the casing of the machine and check the state of the heat-exchanger and the condensation drain-tube if necessary:

1. Remove any obstacle from the surface which may obstruct air flow;
2. Clean the dust with a jet of compressed air;
3. Wash and brush gently with water;
4. Dry with a jet of compressed air;
5. Check that there are no obstacles in the condensation drain tube which could prevent the normal flow of water.

#### Release the air in the water system.

1. Remove the casing of the machine (for casing type);
2. Start the system and run for a few minutes;
3. Stop the system;
4. Loosen the release screw on the inlet manifold and release the air.
5. Repeat the operation several times until no more air comes out of the system.

#### At the end of the season

To avoid the risk of rupture due to freezing, it is advisable to drain the water from the system at the end of every season.

#### Check the electrical circuit

The following operations are recommended for the maintenance of the electrical circuit:

Tighten the electrical contacts and terminals;

Check the unit's power using a clip-on ammeter and compare with the values shown on the document.

#### Motor to replace, follow the steps below:

- a) Unplug the unit.
- b) As shown in Figure 12.5.1, remove screws ①\*2 and ②\*2 and then the casing.

c) As shown in Figure 10.5.2, remove screws ①\*2 to take the filter out.

Then, remove the upper volute.

After that, remove four screws (②) that fix the motor, to disconnect the motor cable and the main board. Then, take out the fan and the motor.

Disassemble the fan to get the motor.

Install back the motor in reverse order.

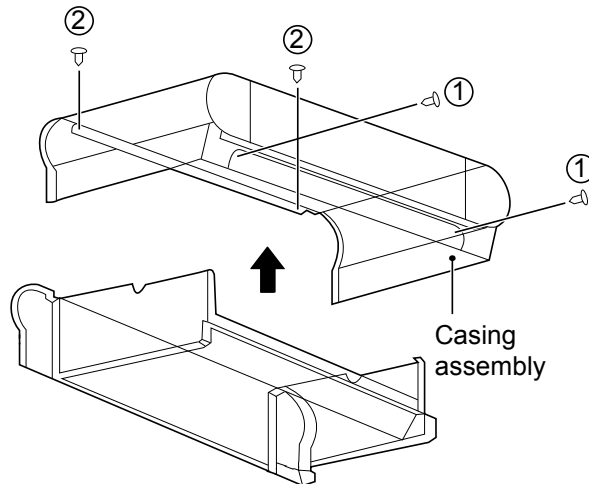


Figure 10.5.1 Removal of casing

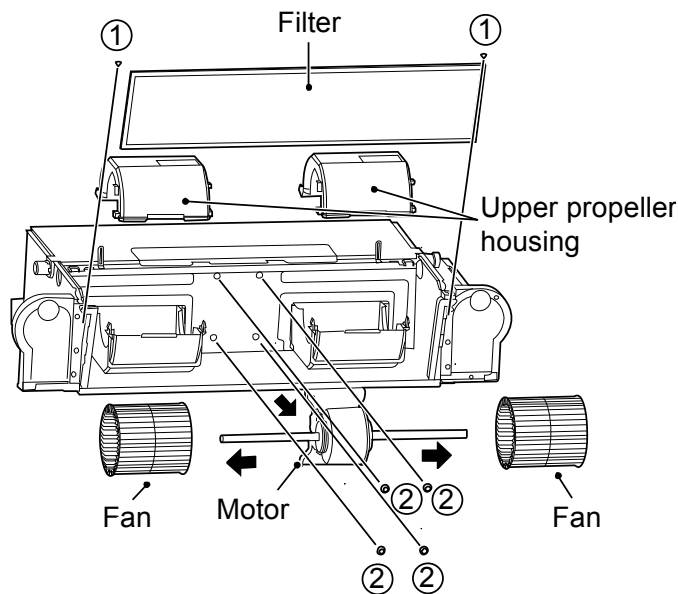


Figure 10.5.2 Removal of filter, upper volute and motor screws

**Heat exchanger to replace, follow the steps below:**

a) Unplug the unit.

b) Shut off the water supply.

c) As shown in Figure 10.5.3, remove screws ①\*2 and ②\*2 and then the casing.

d) Drain the coil.

e) Disassemble the inlet and outlet pipes.

f) As shown in Figure 10.5.4, remove screws ①\*2 to remove the electric control box.

g) As shown in Figure 10.5.5, remove screws ①\*7 to take the drain pan out. Then, remove screws ②\*4 to take



the heat exchanger out.

h) Pull out the temperature sensor plug.

Install back the heat exchanger in reverse order

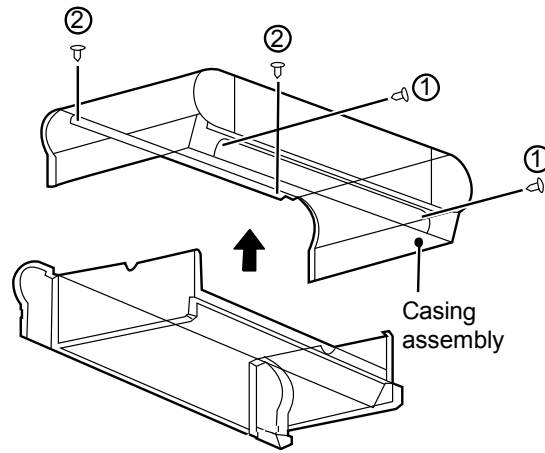


Figure 10.5.3 Removal of casing

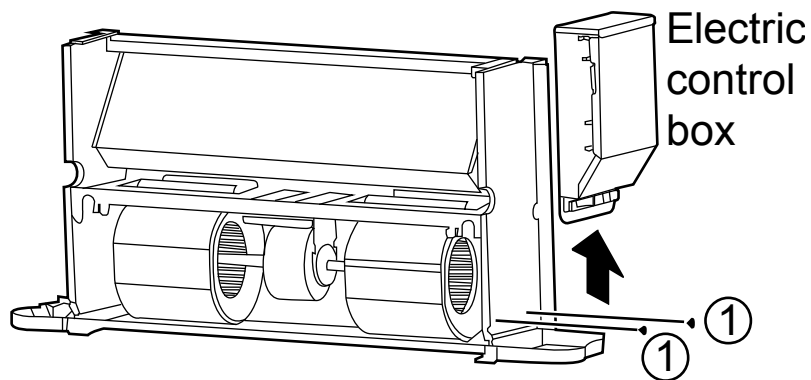


Figure 10.5.4 Removing the electric control box

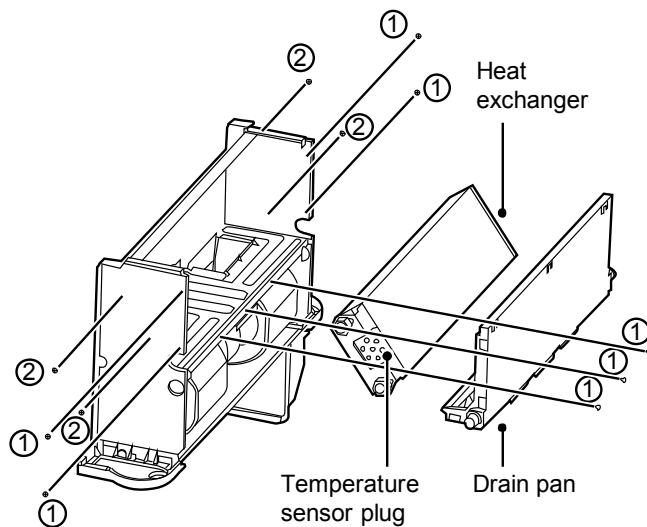


Figure 10.5.5 Removal of drain pan and heat exchanger

## MDV AC Fan Coil Unit



**If the unit or its parts need(s) to be removed, make sure that:**

Only a professional person can disassemble the unit.

The system with antifreeze must not be discarded; otherwise, it will cause pollution. It should be collected and then be disposed off properly.

As a special waste, electronic components must be handled by professional persons together with polyurethane foam, polyurethane and sound absorbing sponge.

### 10.6 Troubleshooting

The system maintenance must be carried out by qualified maintenance personnel.

Error	Measures
If a safety device, such as a fuse, circuit breaker or a leakage circuit breaker is triggered frequently or the ON/OFF switch is not working properly.	Turn off the main power switch.
The operating switch is not functioning normally.	Turn off the power supply.
If a centralized controller is used, the unit number is displayed on the user interface, and the operating indicator is flickering, and an error code is shown on the screen as well.	Notify the installation personnel and report the error code.

Except as noted above, if the above faults are not typical and the unit still fails, follow the steps below:

Error	Measures
If the system does not run at all.	Check whether there is a power failure. Wait for the power supply to be restored. If a power failure occurs when the unit is still running, the system will restart automatically once the power is restored.
The system is running but there is insufficient cooling or heating.	<ul style="list-style-type: none"> <li>Check whether the air outlet is blocked by any obstacles. Remove the obstacles.</li> <li>Check whether the filter is blocked.</li> <li>Check the temperature setting.</li> <li>Check the fan speed settings on the user interface.</li> <li>Check whether the doors and windows are open.</li> <li>Close the doors and windows to shut out wind from the external environment.</li> <li>Check whether there are too many people in the room when the cooling mode is in operation.</li> <li>Check whether the heat source of the room is too high.</li> <li>Check whether there is direct sunlight into the room. Use curtains or blinds.</li> <li>Check whether the angle of air flow is appropriate.</li> </ul>

**Non-Unit Related Faults:**

The following fault symptoms are not caused by the unit itself:

1) Fault symptom: Fan speed is not consistent with the setting.

The fan doesn't respond to the controller. In cooling mode, when the pipe water temperature is outside the allowable range of room temperature, the fan speed will be maintained at a low level to avoid direct exposure to hot air. In heating mode, when the pipe water temperature reaches a certain low level, the fan speed will also be maintained at a low level to avoid direct exposure to cold air.

2) Fault symptom: Fan direction is not consistent with the setting.

The fan direction is inconsistent with the direction indicated on the user interface. Swing is a customized function. If the customer customizes this function and the fan direction does not correspond to the set direction, this is because the unit is controlled.

3) Fault symptom: white fog from a certain unit.

This may result from high humidity during cooling mode. If the interior pollution of the fan coil unit is severe, the indoor temperature distribution may be uneven. At this time, you need to clean the inside of the unit. Ask the dealer for information on how to clean the unit. This operation must be carried out by qualified maintenance personnel.

4) Fault symptom: dust and dirt in the unit.

It may happen after the unit is used again after being left idle for a long period. This is because there is dust inside the unit.

5) Fault symptom: odour from unit.

The unit will absorb the odours of rooms, furniture, cigarettes and others, and then disperse the odours again. Odour might occur after small animals enter the unit.

# MDV AC Fan Coil Unit



## 11. Capacity Table

### 11.1 Cooling capacity table

R3 series

MDKH1-150-R3																						
EWT	ΔT	Indoor temp(W.B.)	Indoor temperature (D.B.)																			
			21				23				25				27				29			
°C	°C	°C	TC [kW]	SC [kW]	WF [m³/h]	WPD [kPa]	TC [kW]	SC [kW]	WF [m³/h]	WPD [kPa]	TC [kW]	SC [kW]	WF [m³/h]	WPD [kPa]	TC [kW]	SC [kW]	WF [m³/h]	WPD [kPa]	TC [kW]	SC [kW]	WF [m³/h]	WPD [kPa]
5	3	15	1.3	1.03	0.37	20.15	1.29	1.19	0.37	19.98	1.34	1.34	0.39	21.31	1.5	1.5	0.43	25.81	1.66	1.66	0.48	30.47
		17	1.76	1.03	0.5	33.51	1.75	1.19	0.5	33.3	1.75	1.35	0.5	33.04	1.74	1.51	0.5	32.81	1.73	1.66	0.49	32.59
		19	-	-	-	-	2.26	1.2	0.65	52.19	2.25	1.36	0.65	51.91	2.24	1.52	0.65	51.64	2.24	1.68	0.64	51.35
		20	-	-	-	-	2.52	1.21	0.73	63.46	2.51	1.37	0.73	63.14	2.51	1.52	0.72	62.83	2.5	1.68	0.72	62.51
	4	15	1.1	0.94	0.24	9.26	1.1	1.1	0.24	9.25	1.25	1.25	0.27	11.37	1.41	1.41	0.3	13.94	1.57	1.57	0.34	16.89
		17	1.57	0.95	0.34	16.87	1.56	1.1	0.34	16.75	1.56	1.26	0.33	16.63	1.55	1.42	0.33	16.5	1.57	1.56	0.34	16.86
		19	-	-	-	-	2.06	1.11	0.44	26.74	2.05	1.27	0.44	26.64	2.05	1.43	0.44	26.51	2.04	1.58	0.44	26.09
		20	-	-	-	-	2.32	1.11	0.5	32.78	2.32	1.27	0.5	32.62	2.31	1.43	0.5	32.45	2.3	1.59	0.49	32.27
	5	15	0.88	0.84	0.15	4.21	1	1	0.17	5.33	1.16	1.16	0.2	6.83	1.32	1.32	0.23	8.48	1.48	1.48	0.25	10.28
		17	1.36	0.85	0.23	8.95	1.36	1.01	0.23	8.88	1.35	1.17	0.23	8.8	1.35	1.32	0.23	8.76	1.48	1.48	0.25	10.32
		19	-	-	-	-	1.86	1.02	0.32	15.33	1.86	1.18	0.32	15.23	1.85	1.34	0.32	15.14	1.84	1.49	0.32	15.03
		20	-	-	-	-	2.13	1.03	0.37	19.21	2.12	1.18	0.36	19.11	2.11	1.34	0.36	19	2.11	1.5	0.36	18.89
6	15	0.69	0.69	0.1	1.69	0.88	0.88	0.13	2.8	1.07	1.07	0.15	4.3	1.23	1.23	0.18	5.52	1.39	1.39	0.2	6.8	
	17	1.14	0.76	0.16	4.88	1.14	0.91	0.16	4.83	1.13	1.07	0.16	4.78	1.23	1.23	0.18	5.54	1.39	1.39	0.2	6.83	
	19	-	-	-	-	1.65	0.93	0.24	9.12	1.65	1.09	0.24	9.05	1.64	1.25	0.23	8.98	1.63	1.4	0.23	8.91	
	20	-	-	-	-	1.92	0.94	0.27	11.73	1.91	1.09	0.27	11.67	1.9	1.25	0.27	11.59	1.9	1.41	0.27	11.51	
7	3	15	0.94	0.86	0.27	11.26	1.02	1.02	0.29	13.01	1.18	1.18	0.34	16.88	1.34	1.34	0.38	20.66	1.49	1.49	0.43	24.98
		17	1.4	0.87	0.4	22.26	1.39	1.03	0.4	22.07	1.38	1.18	0.4	21.89	1.38	1.34	0.39	21.77	1.5	1.5	0.43	25.07
		19	-	-	-	-	1.89	1.03	0.55	38.03	1.88	1.19	0.54	37.81	1.88	1.35	0.54	37.56	1.87	1.51	0.54	37.3
		20	-	-	-	-	2.15	1.04	0.62	46.96	2.14	1.2	0.62	46.71	2.14	1.35	0.61	46.45	2.13	1.51	0.61	46.17
	4	15	0.76	0.75	0.16	4.91	0.93	0.93	0.2	6.87	1.09	1.09	0.24	8.97	1.25	1.25	0.27	11.29	1.41	1.41	0.3	13.81
		17	1.2	0.78	0.26	10.47	1.19	0.94	0.26	10.38	1.18	1.09	0.26	10.3	1.25	1.25	0.27	11.33	1.41	1.41	0.3	13.87
		19	-	-	-	-	1.68	0.94	0.36	18.61	1.68	1.1	0.36	18.47	1.67	1.26	0.36	18.34	1.66	1.41	0.36	18.19
		20	-	-	-	-	1.95	0.95	0.42	23.88	1.94	1.11	0.42	23.75	1.93	1.26	0.42	23.59	1.93	1.42	0.41	23.43
	5	15	0.65	0.65	0.11	2.12	0.84	0.84	0.14	3.83	1	1	0.17	5.26	1.16	1.16	0.2	6.77	1.32	1.32	0.23	8.4
		17	0.97	0.69	0.17	5.02	0.97	0.84	0.17	4.97	1	0.98	0.17	5.22	1.16	1.16	0.2	6.8	1.32	1.32	0.23	8.43
		19	-	-	-	-	1.47	0.86	0.25	10.1	1.47	1.01	0.25	10.02	1.58	1.2	0.27	15.1	1.45	1.33	0.25	9.93
		20	-	-	-	-	1.74	0.86	0.3	13.31	1.73	1.02	0.3	13.22	1.72	1.17	0.3	13.13	1.71	1.33	0.29	13.02
6	15	0.55	0.55	0.08	1.13	0.7	0.7	0.1	1.74	0.89	0.89	0.13	2.97	1.07	1.07	0.15	4.27	1.23	1.23	0.18	5.41	
	17	0.61	0.54	0.09	1.33	0.7	0.7	0.1	1.73	0.89	0.89	0.13	2.99	1.07	1.07	0.15	4.29	1.23	1.23	0.18	5.43	
	19	-	-	-	-	1.25	0.76	0.18	5.56	1.24	0.92	0.18	5.51	1.23	1.08	0.18	5.46	1.23	1.23	0.18	5.47	
	20	-	-	-	-	1.52	0.77	0.22	7.75	1.51	0.93	0.22	7.69	1.5	1.09	0.22	7.62	1.49	1.24	0.21	7.56	
9	3	15	0.7	0.7	0.2	6.8	0.86	0.86	0.25	9.61	1.02	1.02	0.29	12.62	1.17	1.17	0.33	16.15	1.33	1.33	0.38	20.04
		17	1.01	0.7	0.29	12.54	1.01	0.86	0.29	12.42	1.01	1	0.29	12.58	1.18	1.18	0.34	16.21	1.33	1.33	0.38	20.11
		19	-	-	-	-	1.5	0.87	0.43	24.69	1.49	1.03	0.43	24.49	1.49	1.18	0.42	24.29	1.48	1.34	0.42	24.1
		20	-	-	-	-	1.76	0.87	0.5	32.58	1.76	1.03	0.5	32.36	1.75	1.19	0.5	32.12	1.74	1.34	0.5	31.87
	4	15	0.61	0.61	0.13	3.01	0.77	0.77	0.16	4.83	0.93	0.93	0.2	6.65	1.09	1.09	0.23	8.69	1.24	1.24	0.27	10.93
		17	0.79	0.61	0.17	5.08	0.79	0.77	0.17	5.06	0.93	0.93	0.2	6.67	1.09	1.09	0.23	8.72	1.25	1.25	0.27	10.97
		19	-	-	-	-	1.29	0.78	0.28	11.6	1.28	0.94	0.28	11.49	1.27	1.09	0.27	11.39	1.27	1.25	0.27	11.37
		20	-	-	-	-	1.55	0.79	0.33	15.92	1.54	0.94	0.33	15.8	1.54	1.1	0.33	15.66	1.53	1.25	0.33	15.54
	5	15	0.48	0.48	0.08	1.19	0.66	0.66	0.11	2.23	0.84	0.84	0.14	3.8	1	1	0.17	5.11	1.16	1.16	0.2	6.55
		17	0.48	0.47	0.08	1.17	0.66	0.66	0.11	2.25	0.84	0.84	0.14	3.81	1	1	0.17	5.13	1.16	1.16	0.2	6.57
		19	-	-	-	-	1.06	0.69	0.18	5.64	1.05	0.85	0.18	5.58	1.05	1	0.18	5.55	1.16	1.16	0.2	6.6
		20	-	-	-	-	1.32	0.7	0.23	8.25	1.32	0.85	0.23	8.17	1.31	1.01	0.22	8.1	1.3	1.16	0.22	8.04
6	15	0.42	0.42	0.06	0.77	0.55	0.55	0.08	1.09	0.72	0.72	0.1	1.81	0.9	0.9	0.13	3.1	1.07	1.07	0.15	4.21	
	17	0.42	0.42	0.06	0.78	0.55	0.55	0.08	1.09	0.72	0.72	0.1	1.82	0.9	0.9	0.13	3.11	1.07	1.07	0.15	4.22	
	19	-	-	-	-	0.71	0.56	0.1	1.76	0.73	0.72	0.1	1.88	0.91	0.91	0.13	3.13	1.07	1.07	0.15	4.24	
	20	-	-	-	-	1.08	0.61	0.16	4.31	1.07	0.76	0.15	4.26	1.07	0.92	0.15	4.22	1.07	1.07	0.15	4.25	

Continued:

MDKH1-150-R3																						
EWT	ΔT	Indoor temp(W.B.)	Indoor temperature (D.B.)																			
			21				23				25				27				29			
			TC	SC	WF	WPD	TC	SC	WF	WPD	TC	SC	WF	WPD	TC	SC	WF	WPD	TC	SC	WF	WPD
[°C]	[°C]	[°C]	[kW]	[kW]	[m <sup>3</sup> /h]	[kPa]	[kW]	[kW]	[m <sup>3</sup> /h]	[kPa]	[kW]	[kW]	[m <sup>3</sup> /h]	[kPa]	[kW]	[kW]	[m <sup>3</sup> /h]	[kPa]	[kW]	[kW]	[m <sup>3</sup> /h]	[kPa]
11	3	15	0.54	0.54	0.15	4.25	0.7	0.7	0.2	6.6	0.85	0.85	0.24	9.33	1.01	1.01	0.29	12.43	1.17	1.17	0.33	15.89
		17	0.6	0.54	0.17	5.18	0.7	0.7	0.2	6.62	0.86	0.86	0.25	9.36	1.01	1.01	0.29	12.48	1.17	1.17	0.34	15.96
		19	-	-	-	-	1.09	0.7	0.31	14.16	1.08	0.86	0.31	14.02	1.08	1.02	0.31	13.95	1.17	1.17	0.34	16.02
		20	-	-	-	-	1.35	0.71	0.39	20.46	1.34	0.86	0.39	20.27	1.34	1.02	0.38	20.09	1.33	1.18	0.38	19.93
	4	15	0.42	0.42	0.09	1.38	0.61	0.61	0.13	3.16	0.77	0.77	0.17	4.79	0.93	0.93	0.2	6.56	1.08	1.08	0.23	8.56
		17	0.42	0.42	0.09	1.39	0.61	0.61	0.13	3.2	0.77	0.77	0.17	4.8	0.93	0.93	0.2	6.59	1.08	1.08	0.23	8.59
		19	-	-	-	-	0.86	0.62	0.19	5.81	0.86	0.77	0.18	5.76	0.93	0.92	0.2	6.59	1.09	1.09	0.23	8.62
		20	-	-	-	-	1.12	0.62	0.24	9.15	1.12	0.78	0.24	9.05	1.11	0.93	0.24	8.97	1.11	1.09	0.24	8.97
	5	15	0.35	0.35	0.06	0.75	0.48	0.48	0.08	1.2	0.67	0.67	0.12	2.4	0.84	0.84	0.14	3.79	1	1	0.17	5.07
		17	0.35	0.35	0.06	0.76	0.49	0.49	0.08	1.2	0.67	0.67	0.12	2.41	0.84	0.84	0.14	3.8	1	1	0.17	5.08
		19	-	-	-	-	0.51	0.49	0.09	1.31	0.67	0.67	0.12	2.42	0.84	0.84	0.15	3.82	1	1	0.17	5.11
		20	-	-	-	-	0.88	0.53	0.15	4.09	0.87	0.69	0.15	4.05	0.87	0.84	0.15	4.04	1	1	0.17	5.12
6	15	0.29	0.29	0.04	0.5	0.42	0.42	0.06	0.74	0.55	0.55	0.08	1.08	0.73	0.73	0.1	1.9	0.9	0.9	0.13	3.14	
	17	0.29	0.29	0.04	0.5	0.42	0.42	0.06	0.74	0.55	0.55	0.08	1.09	0.73	0.73	0.1	1.92	0.91	0.91	0.13	3.15	
	19	-	-	-	-	0.42	0.42	0.06	0.74	0.55	0.55	0.08	1.09	0.73	0.73	0.1	1.93	0.91	0.91	0.13	3.16	
	20	-	-	-	-	0.5	0.4	0.07	0.93	0.55	0.53	0.08	1.07	0.73	0.73	0.11	1.94	0.91	0.91	0.13	3.17	
13	3	15	0.37	0.37	0.1	1.92	0.54	0.54	0.15	4.18	0.69	0.69	0.2	6.46	0.85	0.85	0.24	9.12	1.01	1.01	0.29	12.15
		17	0.37	0.37	0.11	1.93	0.54	0.54	0.15	4.2	0.7	0.7	0.2	6.48	0.85	0.85	0.24	9.15	1.01	1.01	0.29	12.2
		19	-	-	-	-	0.66	0.54	0.19	5.87	0.69	0.67	0.2	6.38	0.85	0.85	0.25	9.19	1.01	1.01	0.29	12.08
		20	-	-	-	-	0.91	0.54	0.26	10.31	0.91	0.7	0.26	10.2	0.91	0.86	0.26	10.18	1.01	1.01	0.29	12.13
	4	15	0.28	0.28	0.06	0.72	0.42	0.42	0.09	1.42	0.61	0.61	0.13	3.14	0.77	0.77	0.16	4.66	0.92	0.92	0.2	6.3
		17	0.28	0.28	0.06	0.73	0.43	0.43	0.09	1.43	0.61	0.61	0.13	3.16	0.77	0.77	0.16	4.67	0.92	0.92	0.2	6.33
		19	-	-	-	-	0.42	0.42	0.09	1.42	0.61	0.61	0.13	3.17	0.77	0.77	0.17	4.69	0.92	0.92	0.2	6.35
		20	-	-	-	-	0.66	0.46	0.14	3.65	0.66	0.61	0.14	3.63	0.77	0.77	0.17	4.7	0.93	0.93	0.2	6.37
	5	15	0.22	0.22	0.04	0.44	0.35	0.35	0.06	0.71	0.49	0.49	0.08	1.18	0.67	0.67	0.11	2.43	0.83	0.83	0.14	3.65
		17	0.22	0.22	0.04	0.44	0.35	0.35	0.06	0.71	0.49	0.49	0.08	1.18	0.67	0.67	0.12	2.44	0.84	0.84	0.14	3.67
		19	-	-	-	-	0.35	0.35	0.06	0.71	0.49	0.49	0.08	1.19	0.67	0.67	0.12	2.46	0.84	0.84	0.14	3.68
		20	-	-	-	-	0.35	0.34	0.06	0.71	0.49	0.49	0.08	1.19	0.67	0.67	0.12	2.46	0.84	0.84	0.14	3.69
6	15	0.15	0.15	0.02	0.25	0.28	0.28	0.04	0.47	0.41	0.41	0.06	0.69	0.55	0.55	0.08	1.06	0.73	0.73	0.1	1.95	
	17	0.15	0.15	0.02	0.25	0.29	0.29	0.04	0.47	0.41	0.41	0.06	0.69	0.55	0.55	0.08	1.07	0.73	0.73	0.1	1.96	
	19	-	-	-	-	0.29	0.29	0.04	0.47	0.42	0.42	0.06	0.7	0.55	0.55	0.08	1.07	0.73	0.73	0.11	1.98	
	20	-	-	-	-	0.29	0.29	0.04	0.48	0.42	0.42	0.06	0.7	0.55	0.55	0.08	1.07	0.74	0.74	0.11	1.99	

**Abbreviations:**

- EWT: Enter Water Temp. (°C)      Δt: Temperature Difference (°C)      DB: Dry Bulb Temp. (°C)      WF: Water Flow (m<sup>3</sup>/h)
- WB: Wet Bulb Temp. (°C)      TC: Total Cooling Capacity (kW)      SC: Sensible Cooling Capacity (kW)      WPD: Water Pressure Drop (kPa)

# MDV AC Fan Coil Unit



MDKH1-250-R3																						
EWT	ΔT	Indoor temp(W.B.)	Indoor temperature (D.B.)																			
			21				23				25				27				29			
			TC	SC	WF	WPD	TC	SC	WF	WPD	TC	SC	WF	WPD	TC	SC	WF	WPD	TC	SC	WF	WPD
[°C]	[°C]	[°C]	[kW]	[kW]	[m³/h]	[kPa]	[kW]	[kW]	[m³/h]	[kPa]	[kW]	[kW]	[m³/h]	[kPa]	[kW]	[kW]	[m³/h]	[kPa]	[kW]	[kW]	[m³/h]	[kPa]
5	3	15	2.09	1.65	0.6	22.87	2.09	1.9	0.6	22.73	2.15	2.14	0.62	23.95	2.4	2.4	0.69	28.81	2.66	2.66	0.76	34.04
		17	2.83	1.66	0.81	37.95	2.82	1.91	0.81	37.71	2.81	2.16	0.8	37.44	2.8	2.42	0.8	37.2	2.79	2.66	0.8	37
		19	-	-	-	-	3.62	1.93	1.03	58.16	3.6	2.18	1.03	57.85	3.59	2.43	1.03	57.52	3.58	2.68	1.02	57.19
		20	-	-	-	-	4.04	1.94	1.17	71.65	4.03	2.19	1.15	70.23	4.02	2.44	1.15	69.88	4	2.69	1.15	69.51
	4	15	1.79	1.51	0.38	10.51	1.78	1.76	0.38	10.48	2.01	2.01	0.43	12.84	2.26	2.26	0.48	15.71	2.52	2.52	0.54	19.01
		17	2.53	1.52	0.55	19.19	2.52	1.77	0.54	19.05	2.51	2.03	0.54	18.92	2.5	2.28	0.54	18.8	2.52	2.5	0.54	18.99
		19	-	-	-	-	3.31	1.79	0.71	30.17	3.3	2.04	0.71	29.98	3.29	2.29	0.7	29.81	3.28	2.54	0.7	29.62
		20	-	-	-	-	3.74	1.79	0.8	37.19	3.73	2.05	0.8	36.99	3.71	2.3	0.8	36.79	3.7	2.55	0.79	36.58
	5	15	1.47	1.36	0.25	5.18	1.62	1.62	0.28	6.05	1.87	1.87	0.32	7.74	2.13	2.13	0.36	9.6	2.38	2.38	0.41	11.61
		17	2.22	1.38	0.38	10.31	2.21	1.63	0.38	10.23	2.2	1.88	0.38	10.16	2.19	2.13	0.38	10.11	2.38	2.38	0.41	11.65
		19	-	-	-	-	3.01	1.65	0.52	17.46	3	1.9	0.52	17.35	2.99	2.15	0.51	17.24	2.97	2.4	0.51	17.13
		20	-	-	-	-	3.42	1.65	0.59	21.61	3.41	1.9	0.58	21.49	3.4	2.16	0.58	21.36	3.39	2.41	0.58	21.23
6	15	1.16	1.16	0.17	2.09	1.46	1.46	0.21	3.59	1.73	1.73	0.25	4.98	1.99	1.99	0.28	6.3	2.24	2.24	0.32	7.71	
	17	1.89	1.24	0.27	5.78	1.88	1.49	0.27	5.73	1.87	1.74	0.27	5.69	1.99	1.99	0.29	6.33	2.24	2.24	0.32	7.74	
	19	-	-	-	-	2.69	1.51	0.38	10.48	2.67	1.76	0.38	10.4	2.66	2.01	0.38	10.33	2.65	2.26	0.38	10.26	
	20	-	-	-	-	3.11	1.52	0.45	13.43	3.1	1.77	0.44	13.34	3.08	2.02	0.44	13.26	3.07	2.27	0.44	13.17	
7	3	15	1.52	1.38	0.43	12.92	1.64	1.64	0.47	14.88	1.89	1.89	0.55	18.98	2.14	2.14	0.61	23.19	2.39	2.39	0.69	28.49
		17	2.25	1.39	0.64	25.24	2.24	1.65	0.64	25.05	2.23	1.9	0.64	24.87	2.22	2.14	0.64	24.76	2.39	2.39	0.69	28.22
		19	-	-	-	-	3.03	1.66	0.87	42.29	3.02	1.91	0.87	42.01	3	2.16	0.86	41.73	2.99	2.41	0.86	41.46
		20	-	-	-	-	3.45	1.67	0.99	53.33	3.44	1.92	0.99	52.94	3.43	2.17	0.99	52.58	3.42	2.42	0.98	52.21
	4	15	1.23	1.2	0.27	5.58	1.5	1.5	0.32	7.78	1.75	1.75	0.38	10.12	2	2	0.43	12.71	2.25	2.25	0.49	15.54
		17	1.93	1.26	0.42	11.98	1.93	1.51	0.42	11.88	1.92	1.76	0.41	11.82	2.01	2	0.43	12.75	2.26	2.26	0.49	15.6
		19	-	-	-	-	2.71	1.52	0.58	21.12	2.7	1.77	0.58	20.99	2.69	2.02	0.58	20.84	2.68	2.27	0.58	20.7
		20	-	-	-	-	3.13	1.53	0.67	27.08	3.12	1.78	0.67	26.91	3.11	2.03	0.67	26.73	3.1	2.28	0.67	26.55
	5	15	1.08	1.08	0.19	2.73	1.36	1.36	0.23	4.46	1.61	1.61	0.28	5.97	1.87	1.87	0.32	7.66	2.12	2.12	0.37	9.48
		17	1.6	1.12	0.28	5.89	1.59	1.37	0.27	5.85	1.61	1.59	0.28	5.94	1.87	1.87	0.32	7.69	2.12	2.12	0.37	9.52
		19	-	-	-	-	2.38	1.38	0.41	11.49	2.37	1.63	0.41	11.4	2.51	1.94	0.43	17.1	2.36	2.13	0.41	11.33
		20	-	-	-	-	2.8	1.39	0.48	15.18	2.79	1.64	0.48	15.07	2.78	1.89	0.48	14.97	2.77	2.14	0.48	14.86
6	15	0.89	0.89	0.13	1.28	1.18	1.18	0.17	2.19	1.47	1.47	0.21	3.66	1.73	1.73	0.25	4.88	1.98	1.98	0.28	6.14	
	17	1.09	0.91	0.16	1.85	1.17	1.15	0.17	2.16	1.47	1.47	0.21	3.68	1.73	1.73	0.25	4.9	1.98	1.98	0.28	6.16	
	19	-	-	-	-	2.04	1.24	0.29	6.49	2.03	1.49	0.29	6.43	2.03	1.74	0.29	6.39	2.02	1.99	0.29	6.37	
	20	-	-	-	-	2.47	1.25	0.35	8.92	2.46	1.5	0.35	8.86	2.44	1.75	0.35	8.79	2.43	2	0.35	8.73	
9	3	15	1.12	1.12	0.32	7.68	1.37	1.37	0.39	10.74	1.63	1.63	0.46	14.2	1.88	1.88	0.54	18.15	2.13	2.13	0.61	22.5
		17	1.63	1.13	0.47	14.31	1.63	1.38	0.46	14.2	1.63	1.63	0.47	14.3	1.88	1.88	0.54	18.22	2.13	2.13	0.61	22.59
		19	-	-	-	-	2.42	1.4	0.7	28.39	2.41	1.65	0.69	28.18	2.4	1.89	0.69	27.97	2.39	2.14	0.69	27.82
		20	-	-	-	-	2.83	1.4	0.81	36.82	2.82	1.65	0.81	36.56	2.81	1.9	0.8	36.31	2.79	2.15	0.8	36.05
	4	15	0.98	0.98	0.21	3.69	1.24	1.24	0.27	5.49	1.49	1.49	0.32	7.51	1.74	1.74	0.37	9.79	1.99	1.99	0.43	12.23
		17	1.3	0.99	0.28	5.94	1.3	1.24	0.28	5.93	1.49	1.49	0.32	7.54	1.75	1.75	0.38	9.83	2	2	0.43	12.28
		19	-	-	-	-	2.08	1.26	0.45	13.12	2.07	1.51	0.44	13.01	2.06	1.75	0.44	12.93	2.06	2	0.44	12.9
		20	-	-	-	-	2.5	1.27	0.54	18.19	2.49	1.52	0.54	18.06	2.48	1.77	0.53	17.92	2.47	2.01	0.53	17.8
	5	15	0.79	0.79	0.14	1.4	1.09	1.09	0.19	2.83	1.35	1.35	0.23	4.34	1.61	1.61	0.28	5.79	1.86	1.86	0.32	7.39
		17	0.8	0.8	0.14	1.43	1.09	1.09	0.19	2.85	1.36	1.36	0.23	4.36	1.61	1.61	0.28	5.81	1.86	1.86	0.32	7.42
		19	-	-	-	-	1.73	1.12	0.3	6.55	1.72	1.37	0.3	6.5	1.72	1.62	0.29	6.47	1.87	1.87	0.32	7.45
		20	-	-	-	-	2.15	1.13	0.37	9.46	2.14	1.38	0.37	9.38	2.13	1.63	0.37	9.31	2.12	1.87	0.36	9.25
6	15	0.67	0.67	0.1	0.83	0.89	0.89	0.13	1.26	1.19	1.19	0.17	2.31	1.47	1.47	0.21	3.64	1.72	1.72	0.25	4.77	
	17	0.67	0.67	0.1	0.83	0.9	0.9	0.13	1.26	1.19	1.19	0.17	2.33	1.47	1.47	0.21	3.66	1.72	1.72	0.25	4.79	
	19	-	-	-	-	1.33	0.97	0.19	3.02	1.32	1.21	0.19	2.97	1.47	1.47	0.21	3.67	1.73	1.73	0.25	4.81	
	20	-	-	-	-	1.78	0.99	0.26	5.07	1.77	1.24	0.25	5.02	1.76	1.48	0.25	4.99	1.76	1.73	0.25	4.98	

MDKH1-250-R3																							
EWT	ΔT	Indoor temp(W.B.)	Indoor temperature (D.B.)																				
			21				23				25				27				29				
[°C]	[°C]	[°C]	TC	SC	WF	WPD	TC	SC	WF	WPD	TC	SC	WF	WPD	TC	SC	WF	WPD	TC	SC	WF	WPD	
[kW]	[kW]	[m <sup>3</sup> /h]	[kPa]	[kW]	[kW]	[m <sup>3</sup> /h]	[kPa]	[kW]	[kW]	[m <sup>3</sup> /h]	[kPa]	[kW]	[kW]	[m <sup>3</sup> /h]	[kPa]	[kW]	[kW]	[m <sup>3</sup> /h]	[kPa]	[kW]	[kW]	[m <sup>3</sup> /h]	[kPa]
11	3	15	0.87	0.87	0.25	4.83	1.12	1.12	0.32	7.44	1.37	1.37	0.39	10.49	1.62	1.62	0.46	13.96	1.87	1.87	0.54	17.84	
		17	0.99	0.87	0.28	6.06	1.12	1.11	0.32	7.47	1.37	1.37	0.39	10.53	1.62	1.62	0.47	14.01	1.87	1.87	0.54	17.91	
		19	-	-	-	-	1.76	1.13	0.5	16.09	1.75	1.38	0.5	15.96	1.75	1.63	0.5	15.9	1.87	1.87	0.54	17.98	
		20	-	-	-	-	2.17	1.14	0.62	23.13	2.16	1.39	0.62	22.95	2.15	1.63	0.62	22.77	2.14	1.88	0.62	22.62	
	4	15	0.7	0.7	0.15	1.76	0.98	0.98	0.21	3.69	1.23	1.23	0.27	5.41	1.49	1.49	0.32	7.39	1.73	1.73	0.37	9.63	
		17	0.7	0.7	0.15	1.77	0.98	0.98	0.21	3.7	1.24	1.24	0.27	5.44	1.49	1.49	0.32	7.42	1.74	1.74	0.38	9.66	
		19	-	-	-	-	1.4	0.99	0.3	6.73	1.4	1.24	0.3	6.69	1.48	1.46	0.32	7.39	1.74	1.74	0.38	9.7	
		20	-	-	-	-	1.82	1	0.39	10.45	1.81	1.25	0.39	10.36	1.8	1.5	0.39	10.29	1.8	1.75	0.39	10.29	
	5	15	0.56	0.56	0.1	0.81	0.8	0.8	0.14	1.46	1.1	1.1	0.19	2.96	1.35	1.35	0.23	4.3	1.6	1.6	0.28	5.72	
		17	0.56	0.56	0.1	0.81	0.8	0.8	0.14	1.47	1.1	1.1	0.19	2.98	1.35	1.35	0.23	4.31	1.6	1.6	0.28	5.74	
		19	-	-	-	-	0.97	0.84	0.17	2.23	1.09	1.05	0.19	2.93	1.36	1.36	0.23	4.33	1.61	1.61	0.28	5.77	
		20	-	-	-	-	1.44	0.87	0.25	4.82	1.44	1.11	0.25	4.78	1.43	1.36	0.25	4.77	1.61	1.61	0.28	5.78	
6	15	0.46	0.46	0.07	0.54	0.67	0.67	0.1	0.8	0.9	0.9	0.13	1.29	1.2	1.2	0.17	2.42	1.46	1.46	0.21	3.6		
	17	0.46	0.46	0.07	0.54	0.67	0.67	0.1	0.8	0.91	0.91	0.13	1.29	1.2	1.2	0.17	2.44	1.47	1.47	0.21	3.61		
	19	-	-	-	-	0.67	0.67	0.1	0.8	0.91	0.91	0.13	1.3	1.21	1.21	0.17	2.46	1.47	1.47	0.21	3.63		
	20	-	-	-	-	0.84	0.65	0.12	1.13	0.9	0.88	0.13	1.29	1.21	1.21	0.17	2.46	1.47	1.47	0.21	3.63		
13	3	15	0.6	0.6	0.17	2.44	0.86	0.86	0.25	4.73	1.11	1.11	0.32	7.27	1.36	1.36	0.39	10.24	1.61	1.61	0.46	13.43	
		17	0.59	0.59	0.17	2.47	0.86	0.86	0.25	4.75	1.12	1.12	0.32	7.3	1.36	1.36	0.39	10.28	1.61	1.61	0.46	13.48	
		19	-	-	-	-	1.07	0.87	0.31	6.79	1.1	1.07	0.32	7.18	1.37	1.37	0.39	10.32	1.61	1.61	0.46	13.54	
		20	-	-	-	-	1.48	0.88	0.42	11.75	1.47	1.12	0.42	11.66	1.47	1.37	0.42	11.63	1.62	1.62	0.46	13.57	
	4	15	0.45	0.45	0.09	0.72	0.71	0.71	0.15	1.79	0.98	0.98	0.21	3.58	1.23	1.23	0.26	5.19	1.48	1.48	0.32	7.09	
		17	0.45	0.45	0.1	0.79	0.7	0.7	0.15	1.81	0.98	0.98	0.21	3.6	1.23	1.23	0.26	5.21	1.48	1.48	0.32	7.12	
		19	-	-	-	-	0.7	0.67	0.15	1.73	0.98	0.98	0.21	3.61	1.23	1.23	0.26	5.23	1.49	1.49	0.32	7.15	
		20	-	-	-	-	1.09	0.74	0.24	4.32	1.09	0.99	0.23	4.3	1.23	1.23	0.26	5.24	1.49	1.49	0.32	7.17	
	5	15	0.34	0.34	0.06	0.47	0.55	0.55	0.09	0.76	0.81	0.81	0.14	1.46	1.09	1.09	0.19	2.9	1.34	1.34	0.23	4.14	
		17	0.35	0.35	0.06	0.47	0.55	0.55	0.1	0.77	0.81	0.81	0.14	1.47	1.07	1.07	0.19	2.92	1.35	1.35	0.23	4.15	
		19	-	-	-	-	0.56	0.56	0.1	0.77	0.81	0.81	0.14	1.48	1.1	1.1	0.19	2.93	1.35	1.35	0.23	4.17	
		20	-	-	-	-	0.56	0.55	0.1	0.78	0.81	0.81	0.14	1.48	1.1	1.1	0.19	2.94	1.35	1.35	0.23	4.18	
6	15	0.24	0.24	0.03	0.27	0.46	0.46	0.07	0.5	0.66	0.66	0.09	0.75	0.91	0.91	0.13	1.29	1.2	1.2	0.17	2.44		
	17	0.24	0.24	0.03	0.27	0.46	0.46	0.07	0.51	0.66	0.66	0.09	0.76	0.91	0.91	0.13	1.3	1.2	1.2	0.17	2.45		
	19	-	-	-	-	0.46	0.46	0.07	0.51	0.66	0.66	0.1	0.76	0.92	0.92	0.13	1.31	1.21	1.21	0.17	2.47		
	20	-	-	-	-	0.46	0.46	0.07	0.51	0.67	0.67	0.1	0.76	0.92	0.92	0.13	1.31	1.21	1.21	0.17	2.48		

**Abbreviations:**

EWT: Enter Water Temp. (°C)    Δt: Temperature Difference (°C)    DB: Dry Bulb Temp. (°C)    WF: Water Flow (m<sup>3</sup>/h)  
 WB: Wet Bulb Temp. (°C)    TC: Total Cooling Capacity (kW)    SC: Sensible Cooling Capacity (kW)    WPD: Water Pressure Drop (kPa)

# MDV AC Fan Coil Unit



MDKH1-350-R3																						
EWT	ΔT	Indoor temp(W.B.)	Indoor temperature (D.B.)																			
			21				23				25				27				29			
			TC	SC	WF	WPD	TC	SC	WF	WPD	TC	SC	WF	WPD	TC	SC	WF	WPD	TC	SC	WF	WPD
[°C]	[°C]	[°C]	[kW]	[kW]	[m³/h]	[kPa]	[kW]	[kW]	[m³/h]	[kPa]	[kW]	[kW]	[m³/h]	[kPa]	[kW]	[kW]	[m³/h]	[kPa]	[kW]	[kW]	[m³/h]	[kPa]
5	3	15	3.2	2.51	0.92	63.09	3.19	2.88	0.92	62.77	3.26	3.26	0.94	65.37	3.64	3.64	1.04	77.92	4.02	4.02	1.16	93.43
		17	4.31	2.52	1.24	105.6	4.29	2.9	1.24	104.88	4.27	3.28	1.23	104.1	4.25	3.65	1.23	103.37	4.25	4.03	1.23	103.22
		19	-	-	-	-	5.48	2.92	1.58	160.72	5.46	3.3	1.58	159.91	5.45	3.68	1.57	158.93	5.43	4.05	1.56	157.94
		20	-	-	-	-	6.12	2.93	1.76	194.81	6.1	3.31	1.76	193.83	6.09	3.69	1.75	192.85	6.07	4.07	1.75	191.78
	4	15	2.76	2.3	0.59	29.15	2.78	2.68	0.59	29.45	3.06	3.06	0.66	34.82	3.44	3.44	0.74	42.6	3.82	3.82	0.82	50.96
		17	3.87	2.32	0.83	52.42	3.85	2.69	0.83	51.88	3.83	3.07	0.82	51.43	3.82	3.45	0.82	51.17	3.87	3.84	0.83	52.51
		19	-	-	-	-	5.05	2.71	1.09	83.05	5.03	3.09	1.08	82.49	5.01	3.47	1.08	81.97	4.99	3.85	1.07	81.42
		20	-	-	-	-	5.68	2.72	1.22	102.36	5.67	3.11	1.22	101.66	5.65	3.48	1.21	101.03	5.63	3.87	1.21	100.74
	5	15	2.34	2.1	0.4	15.02	2.49	2.48	0.43	16.67	2.86	2.86	0.49	20.98	3.24	3.24	0.55	25.97	3.62	3.62	0.62	31.69
		17	3.43	2.12	0.59	28.86	3.41	2.5	0.59	28.65	3.4	2.87	0.59	28.49	3.41	3.25	0.59	28.69	3.63	3.62	0.62	31.81
		19	-	-	-	-	4.6	2.51	0.79	47.49	4.58	2.89	0.79	47.19	4.56	3.27	0.78	46.87	4.54	3.64	0.78	46.57
		20	-	-	-	-	5.24	2.52	0.9	59.81	5.22	2.9	0.9	59.45	5.2	3.28	0.9	59.12	5.19	3.66	0.89	59.05
6	15	1.93	1.91	0.28	7.9	2.28	2.28	0.33	10.49	2.66	2.66	0.38	13.63	3.04	3.04	0.43	16.96	3.41	3.41	0.49	20.72	
	17	2.95	1.91	0.42	16.15	2.94	2.29	0.42	16.05	2.94	2.66	0.42	16.07	3.07	3.05	0.44	17.31	3.42	3.42	0.49	20.8	
	19	-	-	-	-	4.15	2.32	0.59	29.06	4.13	2.69	0.59	28.85	4.1	3.06	0.59	28.35	4.09	3.44	0.58	28.21	
	20	-	-	-	-	4.77	2.32	0.68	36.72	4.75	2.7	0.68	36.47	4.73	3.08	0.68	36.22	4.71	3.45	0.67	35.99	
7	3	15	2.34	2.11	0.68	36.41	2.48	2.48	0.72	40.26	2.86	2.86	0.82	51.13	3.24	3.24	0.93	63.06	3.62	3.62	1.04	76.41
		17	3.44	2.12	1	70.78	3.42	2.5	0.99	70.26	3.41	2.88	0.99	69.79	3.41	3.25	0.99	69.82	3.63	3.63	1.04	76.71
		19	-	-	-	-	4.62	2.52	1.34	119.22	4.6	2.9	1.34	118.47	4.57	3.27	1.32	115.56	4.55	3.65	1.32	114.82
		20	-	-	-	-	5.25	2.53	1.53	149.68	5.23	2.91	1.53	148.84	5.21	3.29	1.52	147.97	5.19	3.66	1.51	147
	4	15	1.95	1.92	0.42	16	2.28	2.28	0.49	20.83	2.66	2.66	0.57	27.11	3.04	3.04	0.66	34.45	3.42	3.42	0.74	42.14
		17	2.98	1.92	0.64	33.17	2.97	2.3	0.64	32.93	2.96	2.68	0.64	32.87	3.07	3.06	0.66	34.96	3.43	3.43	0.74	42.31
		19	-	-	-	-	4.14	2.31	0.89	58.34	4.13	2.69	0.89	57.9	4.11	3.07	0.89	57.48	4.1	3.44	0.88	57.15
		20	-	-	-	-	4.78	2.33	1.03	75.21	4.76	2.7	1.03	74.71	4.75	3.08	1.03	74.18	4.73	3.46	1.02	73.66
	5	15	1.71	1.71	0.29	8.71	2.09	2.09	0.36	12.12	2.47	2.47	0.42	16.12	2.84	2.84	0.49	20.56	3.22	3.22	0.55	25.44
		17	2.5	1.72	0.43	16.48	2.49	2.1	0.43	16.42	2.55	2.48	0.44	17.07	2.85	2.85	0.49	20.64	3.23	3.23	0.55	25.53
		19	-	-	-	-	3.67	2.11	0.63	31.82	3.66	2.49	0.63	31.95	3.75	2.83	0.64	37.3	3.64	3.24	0.63	31.67
		20	-	-	-	-	4.31	2.13	0.74	42.35	4.29	2.5	0.74	42.05	4.27	2.88	0.74	41.75	4.26	3.26	0.74	41.48
6	15	1.5	1.5	0.21	5.06	1.89	1.89	0.27	7.51	2.27	2.27	0.33	10.24	2.65	2.65	0.38	13.24	3.02	3.02	0.43	16.68	
	17	2.01	1.52	0.29	8.35	2.04	1.9	0.29	8.53	2.27	2.27	0.33	10.29	2.65	2.65	0.38	13.3	3.03	3.03	0.43	16.75	
	19	-	-	-	-	3.19	1.92	0.46	18.3	3.17	2.29	0.46	18.17	3.17	2.67	0.46	18.12	3.21	3.05	0.46	18.53	
	20	-	-	-	-	3.81	1.93	0.55	24.87	3.8	2.3	0.55	24.68	3.78	2.68	0.54	24.51	3.77	3.05	0.54	24.39	
9	3	15	1.71	1.71	0.49	20.51	2.09	2.09	0.6	29.36	2.47	2.47	0.71	38.51	2.85	2.85	0.82	49.95	3.22	3.22	0.93	62.06
		17	2.51	1.72	0.72	39.54	2.5	2.1	0.72	39.34	2.54	2.49	0.73	40.99	2.85	2.85	0.82	50.15	3.23	3.23	0.93	62.32
		19	-	-	-	-	3.67	2.11	1.05	77	3.65	2.49	1.05	76.29	3.64	2.87	1.05	75.92	3.64	3.24	1.05	75.95
		20	-	-	-	-	4.31	2.13	1.25	103.55	4.3	2.51	1.24	102.77	4.28	2.88	1.24	101.99	4.26	3.26	1.23	101.23
	4	15	1.52	1.52	0.33	10.23	1.9	1.9	0.41	14.95	2.28	2.28	0.49	20.49	2.65	2.65	0.57	26.62	3.02	3.02	0.65	33.09
		17	2.03	1.52	0.44	16.8	2.05	1.91	0.44	17.04	2.28	2.27	0.49	20.56	2.66	2.66	0.57	26.73	3.03	3.03	0.65	33.22
		19	-	-	-	-	3.19	1.92	0.68	36.22	3.17	2.29	0.68	35.94	3.16	2.67	0.68	35.78	3.19	3.05	0.68	36.25
		20	-	-	-	-	3.81	1.92	0.82	49.42	3.79	2.3	0.82	48.99	3.78	2.68	0.81	48.64	3.77	3.05	0.81	48.36
	5	15	1.31	1.31	0.23	5.48	1.7	1.7	0.29	8.41	2.08	2.08	0.36	11.83	2.45	2.45	0.42	15.7	2.83	2.83	0.49	20.01
		17	1.53	1.32	0.26	7.08	1.71	1.71	0.29	8.52	2.08	2.08	0.36	11.87	2.46	2.46	0.42	15.76	2.84	2.84	0.49	20.09
		19	-	-	-	-	2.69	1.72	0.46	18.32	2.68	2.09	0.46	18.22	2.7	2.47	0.46	18.42	2.87	2.85	0.49	20.46
		20	-	-	-	-	3.31	1.73	0.57	26.2	3.3	2.1	0.57	25.99	3.28	2.47	0.56	25.82	3.28	2.85	0.56	25.79
6	15	1.06	1.06	0.15	2.36	1.5	1.5	0.21	5	1.89	1.89	0.27	7.33	2.26	2.26	0.32	10	2.63	2.63	0.38	12.88	
	17	1.07	1.07	0.15	2.38	1.5	1.5	0.22	5.02	1.89	1.89	0.27	7.37	2.26	2.26	0.33	10.05	2.64	2.64	0.38	12.91	
	19	-	-	-	-	2.17	1.52	0.31	9.35	2.18	1.9	0.31	9.42	2.33	2.28	0.33	10.52	2.64	2.64	0.38	13	
	20	-	-	-	-	2.79	1.53	0.4	14.17	2.77	1.9	0.4	14.1	2.77	2.28	0.4	14.08	2.83	2.66	0.4	14.57	



Continued:

MDKH1-350-R3																						
EWT	ΔT	Indoor temp(W.B.)	Indoor temperature (D.B.)																			
			21				23				25				27				29			
			TC	SC	WF	WPD	TC	SC	WF	WPD	TC	SC	WF	WPD	TC	SC	WF	WPD	TC	SC	WF	WPD
[°C]	[°C]	[°C]	[kW]	[kW]	[m <sup>3</sup> /h]	[kPa]	[kW]	[kW]	[m <sup>3</sup> /h]	[kPa]	[kW]	[kW]	[m <sup>3</sup> /h]	[kPa]	[kW]	[kW]	[m <sup>3</sup> /h]	[kPa]	[kW]	[kW]	[m <sup>3</sup> /h]	[kPa]
11	3	15	1.33	1.33	0.38	13.15	1.7	1.7	0.49	20.17	2.08	2.08	0.6	28.61	2.46	2.46	0.71	38.39	2.83	2.83	0.81	48.36
		17	1.55	1.33	0.44	17.14	1.71	1.69	0.49	20.29	2.08	2.08	0.6	28.72	2.46	2.46	0.71	38.54	2.83	2.83	0.82	48.55
		19	-	-	-	-	2.69	1.72	0.77	44.24	2.67	2.09	0.77	43.97	2.68	2.47	0.77	44.08	2.85	2.84	0.82	48.87
		20	-	-	-	-	3.32	1.73	0.96	64.99	3.31	2.11	0.96	64.4	3.29	2.48	0.96	63.92	3.29	2.85	0.95	63.65
	4	15	1.13	1.13	0.24	6.17	1.51	1.51	0.33	10.07	1.89	1.89	0.41	14.57	2.26	2.26	0.49	19.87	2.64	2.64	0.57	25.84
		17	1.14	1.12	0.25	6.23	1.51	1.51	0.33	10.12	1.89	1.89	0.41	14.63	2.27	2.27	0.49	19.95	2.64	2.64	0.57	25.94
		19	-	-	-	-	2.18	1.52	0.47	18.64	2.18	1.9	0.47	18.71	2.31	2.29	0.5	20.6	2.65	2.65	0.57	26.29
		20	-	-	-	-	2.8	1.53	0.6	28.79	2.79	1.91	0.6	28.54	2.78	2.28	0.6	28.42	2.81	2.66	0.61	29.03
	5	15	0.9	0.9	0.16	2.48	1.31	1.31	0.23	5.42	1.69	1.69	0.29	8.31	2.07	2.07	0.36	11.68	2.45	2.45	0.42	15.52
		17	0.9	0.9	0.16	2.49	1.32	1.32	0.23	5.45	1.7	1.7	0.29	8.35	2.08	2.08	0.36	11.72	2.45	2.45	0.42	15.57
		19	-	-	-	-	1.65	1.32	0.29	8	1.76	1.72	0.3	8.87	2.08	2.07	0.36	11.76	2.45	2.45	0.42	15.64
		20	-	-	-	-	2.25	1.33	0.39	13.41	2.25	1.7	0.39	13.37	2.28	2.09	0.39	13.69	2.48	2.47	0.43	15.96
6	15	0.67	0.67	0.1	1.06	1.08	1.08	0.16	2.5	1.49	1.49	0.22	4.93	1.87	1.87	0.27	7.14	2.25	2.25	0.32	9.73	
	17	0.67	0.67	0.1	1.07	1.08	1.08	0.16	2.52	1.5	1.5	0.21	4.87	1.88	1.88	0.27	7.17	2.25	2.25	0.32	9.77	
	19	-	-	-	-	1.06	0.99	0.15	2.39	1.5	1.49	0.21	4.92	1.88	1.88	0.27	7.2	2.26	2.26	0.32	9.81	
	20	-	-	-	-	1.69	1.13	0.24	6.05	1.72	1.51	0.25	6.17	1.92	1.9	0.27	7.44	2.26	2.26	0.32	9.83	
13	3	15	0.94	0.94	0.27	7.26	1.32	1.32	0.38	12.62	1.7	1.7	0.49	19.71	2.07	2.07	0.59	27.34	2.44	2.44	0.7	36.47
		17	0.94	0.94	0.27	7.28	1.32	1.32	0.38	12.67	1.7	1.7	0.49	19.79	2.07	2.07	0.59	27.45	2.44	2.44	0.7	36.62
		19	-	-	-	-	1.66	1.33	0.48	19.1	1.74	1.73	0.5	20.57	2.07	2.07	0.59	27.57	2.45	2.45	0.7	36.78
		20	-	-	-	-	2.27	1.33	0.65	32.31	2.26	1.71	0.65	32.11	2.27	2.09	0.65	32.41	2.46	2.45	0.7	36.95
	4	15	0.73	0.73	0.16	2.53	1.12	1.12	0.24	5.91	1.5	1.5	0.32	9.66	1.88	1.88	0.4	14.29	2.25	2.25	0.48	19.44
		17	0.73	0.73	0.16	2.55	1.12	1.12	0.24	5.94	1.5	1.5	0.32	9.7	1.89	1.89	0.41	14.34	2.26	2.26	0.49	19.51
		19	-	-	-	-	1.17	1.15	0.25	6.33	1.51	1.5	0.32	9.73	1.89	1.89	0.41	14.41	2.26	2.26	0.49	19.6
		20	-	-	-	-	1.72	1.14	0.37	12.14	1.73	1.52	0.37	12.3	1.92	1.91	0.41	14.77	2.26	2.26	0.49	19.64
	5	15	0.51	0.51	0.09	0.91	0.91	0.91	0.16	2.52	1.31	1.31	0.22	5.22	1.68	1.68	0.29	8	2.06	2.06	0.35	11.24
		17	0.51	0.51	0.09	0.91	0.91	0.91	0.16	2.54	1.31	1.31	0.22	5.25	1.69	1.69	0.29	8.03	2.06	2.06	0.35	11.28
		19	-	-	-	-	0.91	0.91	0.16	2.55	1.31	1.31	0.23	5.27	1.69	1.69	0.29	8.07	2.07	2.07	0.35	11.33
		20	-	-	-	-	1.14	0.94	0.2	4.18	1.33	1.33	0.23	5.41	1.69	1.69	0.29	8.09	2.07	2.07	0.35	11.36
6	15	0.36	0.36	0.05	0.52	0.67	0.67	0.1	1.01	1.09	1.09	0.16	2.55	1.49	1.49	0.21	4.76	1.86	1.86	0.27	6.95	
	17	0.36	0.36	0.05	0.53	0.67	0.67	0.1	1.01	1.09	1.09	0.16	2.58	1.5	1.5	0.21	4.78	1.87	1.87	0.27	6.98	
	19	-	-	-	-	0.67	0.67	0.1	1.02	1.1	1.1	0.16	2.6	1.5	1.5	0.21	4.8	1.88	1.88	0.27	7.01	
	20	-	-	-	-	0.67	0.67	0.1	1.02	1.1	1.1	0.16	2.61	1.5	1.5	0.21	4.81	1.88	1.88	0.27	7.03	

**Abbreviations:**

EWT: Enter Water Temp. (°C)      Δt: Temperature Difference (°C)      DB: Dry Bulb Temp. (°C)      WF: Water Flow (m<sup>3</sup>/h)  
 WB: Wet Bulb Temp. (°C)      TC: Total Cooling Capacity (kW)      SC: Sensible Cooling Capacity (kW)      WPD: Water Pressure Drop (kPa)

# MDV AC Fan Coil Unit



MDKH1-500-R3																							
EWT	ΔT	Indoor temp(W.B.)	Indoor temperature (D.B.)																				
			21				23				25				27				29				
[°C]	[°C]	[°C]	TC	SC	WF	WPD	TC	SC	WF	WPD	TC	SC	WF	WPD	TC	SC	WF	WPD	TC	SC	WF	WPD	
[kW]	[kW]	[m³/h]	[kPa]	[kW]	[kW]	[m³/h]	[kPa]	[kW]	[kW]	[m³/h]	[kPa]	[kW]	[kW]	[m³/h]	[kPa]	[kW]	[kW]	[m³/h]	[kPa]	[kW]	[kW]	[m³/h]	[kPa]
5	3	15	3.94	3.08	1.14	90.84	3.91	3.54	1.12	88.51	4.02	4.02	1.16	93.43	4.48	4.48	1.3	114.44	4.95	4.95	1.44	136.77	
		17	5.29	3.1	1.52	150.94	5.27	3.56	1.52	150.16	5.25	4.03	1.51	149.26	5.23	4.5	1.51	148.78	5.22	4.96	1.51	148.31	
		19	-	-	-	-	6.74	3.58	1.94	230.8	6.72	4.05	1.94	229.57	6.7	4.52	1.93	228.43	6.68	4.98	1.93	227.21	
		20	-	-	-	-	7.53	3.59	2.17	280	7.5	4.06	2.16	278.52	7.48	4.53	2.16	277.07	7.46	5	2.15	275.66	
	4	15	3.4	2.83	0.73	41.78	3.43	3.3	0.74	42.49	3.77	3.77	0.81	49.93	4.24	4.24	0.91	61.89	4.7	4.7	1.02	74.18	
		17	4.77	2.85	1.03	75.93	4.75	3.32	1.03	75.42	4.73	3.79	1.02	74.82	4.71	4.25	1.02	74.35	4.79	4.72	1.03	76.45	
		19	-	-	-	-	6.21	3.33	1.34	119.65	6.19	3.8	1.33	119	6.17	4.27	1.33	118.34	6.15	4.73	1.32	117.58	
		20	-	-	-	-	7	3.35	1.52	149.29	6.97	3.81	1.5	146.83	6.95	4.28	1.5	146.04	6.93	4.75	1.5	145.34	
	5	15	2.86	2.58	0.49	21.06	3.07	3.06	0.53	23.76	3.53	3.53	0.61	30.39	3.99	3.99	0.69	37.63	4.46	4.46	0.76	45.1	
		17	4.21	2.6	0.72	40.87	4.19	3.06	0.72	40.48	4.17	3.53	0.72	40.46	4.2	4	0.72	40.78	4.47	4.46	0.77	45.3	
		19	-	-	-	-	5.67	3.09	0.98	68.74	5.65	3.56	0.97	68.34	5.63	4.02	0.97	67.88	5.6	4.49	0.96	67.36	
		20	-	-	-	-	6.45	3.1	1.11	86.56	6.43	3.57	1.11	86.07	6.41	4.04	1.11	85.59	6.39	4.5	1.1	85.08	
	6	15	2.41	2.34	0.35	11.59	2.81	2.81	0.4	15	3.28	3.28	0.47	19.36	3.75	3.75	0.54	24.33	4.22	4.22	0.6	30	
		17	3.64	2.35	0.52	23.14	3.62	2.82	0.52	22.92	3.63	3.29	0.52	23.05	3.81	3.76	0.54	25.08	4.23	4.23	0.61	30.11	
		19	-	-	-	-	5.1	2.84	0.73	41.69	5.09	3.31	0.73	41.41	5.06	3.78	0.73	41.04	5.04	4.24	0.72	40.76	
		20	-	-	-	-	5.87	2.85	0.84	52.7	5.85	3.32	0.84	52.38	5.83	3.78	0.83	52.05	5.8	4.25	0.83	51.67	
	7	3	15	2.88	2.59	0.83	51.25	3.07	3.07	0.89	58.17	3.53	3.53	1.02	73.45	4	4	1.15	91.21	4.46	4.46	1.29	110.92
			17	4.23	2.6	1.24	103.06	4.21	3.08	1.22	100.86	4.2	3.54	1.22	100.54	4.2	4.01	1.22	100.6	4.47	4.47	1.29	111.29
			19	-	-	-	-	5.68	3.1	1.66	172.08	5.67	3.56	1.65	171.04	5.65	4.03	1.65	170.1	5.62	4.49	1.64	168.86
			20	-	-	-	-	6.46	3.1	1.88	215.23	6.44	3.57	1.88	214.03	6.42	4.04	1.87	212.84	6.4	4.51	1.86	211.68
4		15	2.42	2.36	0.52	22.98	2.83	2.83	0.61	30.32	3.29	3.29	0.71	39.01	3.76	3.76	0.81	49.61	4.22	4.22	0.91	60.29	
		17	3.68	2.37	0.8	47.76	3.65	2.83	0.79	47.27	3.65	3.3	0.79	47.19	3.8	3.77	0.82	50.66	4.23	4.23	0.91	60.51	
		19	-	-	-	-	5.12	2.85	1.11	85.29	5.11	3.32	1.11	84.75	5.08	3.78	1.1	84.06	5.06	4.25	1.1	83.37	
		20	-	-	-	-	5.89	2.86	1.28	108.4	5.88	3.33	1.28	108.47	5.86	3.8	1.27	108.06	5.84	4.26	1.27	107.28	
5		15	2.1	2.1	0.36	12.33	2.58	2.58	0.44	17.41	3.05	3.05	0.52	23.17	3.52	3.52	0.61	29.87	3.98	3.98	0.68	36.64	
		17	3.08	2.12	0.53	23.59	3.07	2.58	0.53	23.48	3.17	3.06	0.55	24.87	3.52	3.52	0.61	29.97	3.98	3.98	0.69	36.76	
		19	-	-	-	-	4.54	2.61	0.78	46.43	4.52	3.07	0.78	46.02	4.59	3.53	0.79	56.1	4.49	4	0.78	45.53	
		20	-	-	-	-	5.3	2.61	0.91	59.96	5.28	3.08	0.91	59.94	5.26	3.54	0.91	59.46	5.23	4	0.9	58.97	
6		15	1.86	1.86	0.27	7.32	2.33	2.33	0.33	10.77	2.8	2.8	0.4	14.65	3.28	3.28	0.47	19.21	3.74	3.74	0.54	24.1	
		17	2.47	1.87	0.35	11.86	2.53	2.34	0.36	12.3	2.82	2.81	0.41	14.87	3.28	3.28	0.47	19.28	3.75	3.75	0.54	24.18	
		19	-	-	-	-	3.93	2.36	0.57	26.27	3.91	2.82	0.56	26.01	3.9	3.29	0.56	25.9	3.99	3.76	0.57	26.89	
		20	-	-	-	-	4.7	2.37	0.67	35.53	4.68	2.83	0.67	35.24	4.66	3.3	0.67	34.9	4.64	3.76	0.66	34.66	
9		3	15	2.12	2.12	0.61	29.99	2.59	2.59	0.75	42.37	3.05	3.05	0.88	56.46	3.52	3.52	1.02	72.36	3.98	3.98	1.15	90.05
			17	3.09	2.12	0.89	57.07	3.08	2.59	0.88	56.6	3.15	3.07	0.92	60.6	3.52	3.52	1.02	72.6	3.99	3.99	1.16	90.34
			19	-	-	-	-	4.56	2.61	1.32	114.26	4.53	3.08	1.32	113.34	4.51	3.54	1.31	112.31	4.48	4	1.29	109.34
			20	-	-	-	-	5.31	2.61	1.53	148.21	5.3	3.08	1.53	147.33	5.28	3.55	1.53	146.9	5.26	4.01	1.53	146.89
	4	15	1.87	1.87	0.4	14.61	2.34	2.34	0.5	21.51	2.81	2.81	0.6	29.17	3.27	3.27	0.7	38.03	3.74	3.74	0.8	47.81	
		17	2.51	1.88	0.54	24.24	2.54	2.36	0.55	24.79	2.82	2.82	0.6	29.33	3.28	3.28	0.7	38.16	3.74	3.74	0.8	47.96	
		19	-	-	-	-	3.95	2.37	0.85	53.19	3.93	2.83	0.85	52.67	3.92	3.29	0.85	52.29	3.96	3.76	0.85	53.27	
		20	-	-	-	-	4.73	2.38	1.02	72.74	4.71	2.84	1.02	72.18	4.69	3.31	1.01	71.55	4.66	3.77	1.01	70.93	
	5	15	1.63	1.63	0.28	7.86	2.1	2.1	0.36	12.1	2.57	2.57	0.44	17.03	3.04	3.04	0.52	22.64	3.5	3.5	0.6	29.02	
		17	1.9	1.64	0.33	10.15	2.14	2.11	0.37	12.44	2.58	2.58	0.44	17.09	3.04	3.04	0.52	22.72	3.51	3.51	0.6	29.12	
		19	-	-	-	-	3.32	2.12	0.57	26.37	3.3	2.58	0.57	26.16	3.34	3.05	0.57	26.66	3.56	3.52	0.61	29.92	
		20	-	-	-	-	4.11	2.13	0.71	38.37	4.09	2.6	0.7	37.98	4.06	3.06	0.7	37.62	4.06	3.52	0.7	37.58	
	6	15	1.36	1.36	0.2	4.18	1.86	1.86	0.27	7.21	2.33	2.33	0.33	10.59	2.8	2.8	0.4	14.33	3.26	3.26	0.47	18.63	
		17	1.36	1.34	0.2	4.17	1.86	1.86	0.27	7.23	2.34	2.34	0.34	10.62	2.8	2.8	0.4	14.38	3.27	3.27	0.47	18.69	
		19	-	-	-	-	2.67	1.87	0.38	13.26	2.7	2.34	0.39	13.46	2.9	2.81	0.42	15.28	3.27	3.27	0.47	18.76	
		20	-	-	-	-	3.45	1.88	0.49	20.49	3.43	2.35	0.49	20.28	3.43	2.81	0.49	20.25	3.53	3.29	0.5	21.28	

Continued:

MDKH1-500-R3																						
EWT	ΔT	Indoor temp(W.B.)	Indoor temperature (D.B.)																			
			21				23				25				27				29			
			TC	SC	WF	WPD	TC	SC	WF	WPD	TC	SC	WF	WPD	TC	SC	WF	WPD	TC	SC	WF	WPD
[°C]	[°C]	[°C]	[kW]	[kW]	[m <sup>3</sup> /h]	[kPa]	[kW]	[kW]	[m <sup>3</sup> /h]	[kPa]	[kW]	[kW]	[m <sup>3</sup> /h]	[kPa]	[kW]	[kW]	[m <sup>3</sup> /h]	[kPa]	[kW]	[kW]	[m <sup>3</sup> /h]	[kPa]
11	3	15	1.64	1.64	0.47	18.96	2.11	2.11	0.61	29.35	2.58	2.58	0.75	41.72	3.04	3.04	0.88	54.99	3.5	3.5	1.02	71.32
		17	1.91	1.64	0.55	24.64	2.12	2.12	0.61	29.69	2.58	2.58	0.75	41.86	3.04	3.04	0.88	55	3.51	3.51	1.02	71.57
		19	-	-	-	-	3.35	2.13	0.97	65.77	3.32	2.59	0.96	65.06	3.33	3.06	0.97	65.23	3.53	3.53	1.02	72.23
		20	-	-	-	-	4.11	2.13	1.18	93	4.08	2.59	1.18	92.14	4.06	3.06	1.17	91.2	4.04	3.52	1.17	90.64
	4	15	1.4	1.4	0.3	8.9	1.87	1.87	0.4	14.39	2.34	2.34	0.5	21.07	2.8	2.8	0.6	28.9	3.27	3.27	0.71	37.88
		17	1.44	1.42	0.31	9.3	1.87	1.87	0.4	14.44	2.34	2.34	0.5	21.14	2.81	2.81	0.61	29.01	3.27	3.27	0.71	38.01
		19	-	-	-	-	2.7	1.88	0.58	26.9	2.7	2.35	0.58	27.03	2.88	2.82	0.62	30.33	3.29	3.28	0.71	38.22
		20	-	-	-	-	3.46	1.89	0.75	41.53	3.44	2.35	0.74	41.06	3.43	2.82	0.74	40.82	3.49	3.29	0.75	41.98
	5	15	1.15	1.15	0.2	4.31	1.63	1.63	0.28	7.82	2.1	2.1	0.36	12.01	2.57	2.57	0.44	16.91	3.03	3.03	0.52	22.46
		17	1.14	1.14	0.2	4.34	1.63	1.63	0.28	7.85	2.1	2.1	0.36	12.06	2.57	2.57	0.44	16.97	3.04	3.04	0.53	22.54
		19	-	-	-	-	2.05	1.64	0.35	11.51	2.21	2.11	0.38	13	2.58	2.57	0.45	17.04	3.04	3.04	0.53	22.63
		20	-	-	-	-	2.81	1.65	0.49	19.69	2.8	2.11	0.48	19.59	2.86	2.59	0.49	20.27	3.1	3.05	0.54	23.34
6	15	0.75	0.75	0.11	1.25	1.37	1.37	0.2	4.28	1.85	1.85	0.27	7.05	2.32	2.32	0.33	10.33	2.79	2.79	0.4	14.22	
	17	0.76	0.76	0.11	1.25	1.38	1.38	0.2	4.29	1.86	1.86	0.27	7.07	2.33	2.33	0.33	10.37	2.8	2.8	0.4	14.27	
	19	-	-	-	-	1.46	1.4	0.21	4.73	1.86	1.86	0.27	7.11	2.33	2.33	0.33	10.41	2.81	2.81	0.4	14.33	
	20	-	-	-	-	2.09	1.4	0.3	8.66	2.14	1.87	0.31	9.01	2.41	2.34	0.35	10.99	2.81	2.81	0.4	14.35	
13	3	15	1.17	1.17	0.34	10.48	1.64	1.64	0.47	18.62	2.1	2.1	0.6	28.18	2.56	2.56	0.74	40.08	3.02	3.02	0.86	53.03
		17	1.17	1.17	0.34	10.52	1.64	1.64	0.47	18.69	2.1	2.1	0.6	28.29	2.57	2.57	0.74	40.22	3.03	3.03	0.87	53.21
		19	-	-	-	-	2.05	1.64	0.58	26.95	2.17	2.12	0.62	29.99	2.58	2.57	0.74	40.38	3.04	3.04	0.87	53.41
		20	-	-	-	-	2.82	1.65	0.81	47.56	2.8	2.12	0.81	47.08	2.82	2.58	0.81	47.66	3.05	3.05	0.87	53.86
	4	15	0.92	0.92	0.2	4.28	1.4	1.4	0.3	8.56	1.87	1.87	0.4	14.18	2.33	2.33	0.5	20.68	2.79	2.79	0.6	27.88
		17	0.92	0.92	0.2	4.3	1.4	1.4	0.3	8.59	1.87	1.87	0.4	14.23	2.34	2.34	0.5	20.75	2.79	2.79	0.6	27.97
		19	-	-	-	-	1.48	1.42	0.32	9.47	1.87	1.87	0.4	14.28	2.34	2.34	0.5	20.83	2.8	2.8	0.6	28.09
		20	-	-	-	-	2.14	1.41	0.46	17.81	2.16	1.88	0.47	18.16	2.39	2.35	0.52	21.61	2.8	2.8	0.6	28.14
	5	15	0.57	0.57	0.1	1.04	1.15	1.15	0.2	4.21	1.63	1.63	0.28	7.56	2.09	2.09	0.36	11.6	2.56	2.56	0.44	16.47
		17	0.57	0.57	0.1	1.04	1.15	1.15	0.2	4.23	1.63	1.63	0.28	7.59	2.1	2.1	0.36	11.64	2.56	2.56	0.44	16.52
		19	-	-	-	-	1.15	1.14	0.2	4.24	1.63	1.63	0.28	7.62	2.1	2.1	0.36	11.69	2.57	2.57	0.44	16.59
		20	-	-	-	-	1.42	1.16	0.24	6.04	1.69	1.65	0.29	8.07	2.1	2.1	0.36	11.71	2.57	2.57	0.44	16.62
6	15	0.41	0.41	0.06	0.61	0.76	0.76	0.11	1.22	1.38	1.38	0.2	4.19	1.85	1.85	0.27	6.91	2.33	2.33	0.33	10.19	
	17	0.41	0.41	0.06	0.61	0.76	0.76	0.11	1.22	1.38	1.38	0.2	4.21	1.86	1.86	0.27	6.93	2.33	2.33	0.33	10.22	
	19	-	-	-	-	0.76	0.76	0.11	1.23	1.38	1.38	0.2	4.23	1.86	1.86	0.27	6.96	2.33	2.33	0.34	10.26	
	20	-	-	-	-	0.76	0.76	0.11	1.23	1.39	1.38	0.2	4.23	1.86	1.86	0.27	6.97	2.34	2.34	0.34	10.28	

**Abbreviations:**

EWT: Enter Water Temp. (°C)      Δt: Temperature Difference (°C)      DB: Dry Bulb Temp. (°C)      WF: Water Flow (m<sup>3</sup>/h)  
 WB: Wet Bulb Temp. (°C)      TC: Total Cooling Capacity (kW)      SC: Sensible Cooling Capacity (kW)      WPD: Water Pressure Drop (kPa)

MDKH1-700-R3																							
EWT	ΔT	Indoor temp(W.B.)	Indoor temperature (D.B.)																				
			21				23				25				27				29				
			TC	SC	WF	WPD	TC	SC	WF	WPD	TC	SC	WF	WPD	TC	SC	WF	WPD	TC	SC	WF	WPD	
[°C]	[°C]	[°C]	[kW]	[kW]	[m³/h]	[kPa]	[kW]	[kW]	[m³/h]	[kPa]	[kW]	[kW]	[m³/h]	[kPa]	[kW]	[kW]	[m³/h]	[kPa]	[kW]	[kW]	[m³/h]	[kPa]	
5	3	15	5.04	3.97	1.45	70.92	5.03	4.58	1.45	71.52	5.19	5.19	1.5	75.48	5.79	5.79	1.68	91.71	6.4	6.4	1.85	108.65	
		17	6.82	3.99	1.97	121.29	6.79	4.6	1.95	119.75	6.76	5.2	1.95	119.05	6.73	5.81	1.94	118.11	6.71	6.41	1.93	117.5	
		19	-	-	-	-	8.69	4.62	2.5	185.02	8.67	5.23	2.5	184.09	8.64	5.84	2.49	183.13	8.61	6.44	2.48	182.18	
		20	-	-	-	-	9.7	4.63	2.8	224.44	9.68	5.24	2.79	223.36	9.65	5.85	2.78	222.2	9.62	6.46	2.77	221.08	
	4	15	4.34	3.64	0.93	32.95	4.38	4.25	0.94	33.49	4.86	4.86	1.04	40.1	5.46	5.46	1.17	49.11	6.07	6.07	1.31	59.28	
		17	6.12	3.67	1.32	60.38	6.09	4.27	1.31	59.6	6.06	4.88	1.31	59.1	6.04	5.48	1.3	58.65	6.15	6.09	1.33	60.85	
		19	-	-	-	-	7.98	4.29	1.72	95.17	7.96	4.9	1.71	94.68	7.94	5.51	1.71	94.13	7.91	6.11	1.7	93.61	
		20	-	-	-	-	8.99	4.3	1.94	117.53	8.97	4.91	1.93	116.94	8.94	5.52	1.93	116.32	8.91	6.13	1.92	115.7	
	5	15	3.64	3.32	0.63	16.63	3.93	3.93	0.68	19.03	4.53	4.53	0.78	24.08	5.15	5.15	0.89	30.17	5.75	5.75	0.99	36.54	
		17	5.4	3.34	0.93	32.7	5.37	3.95	0.92	32.4	5.34	4.55	0.92	32.1	5.37	5.16	0.93	32.49	5.76	5.76	0.99	36.65	
		19	-	-	-	-	7.27	3.97	1.25	54.54	7.24	4.58	1.25	54.23	7.22	5.18	1.24	53.87	7.18	5.78	1.23	53.34	
		20	-	-	-	-	8.27	3.98	1.42	68.39	8.25	4.59	1.42	68	8.22	5.2	1.42	67.64	8.19	5.8	1.41	67.26	
6	15	3.03	2.99	0.43	8.89	3.6	3.6	0.52	11.93	4.21	4.21	0.6	15.58	4.82	4.82	0.69	19.46	5.42	5.42	0.77	23.83		
	17	4.62	3	0.66	18.08	4.59	3.61	0.66	17.88	4.6	4.22	0.66	17.95	4.86	4.83	0.69	19.74	5.43	5.43	0.78	23.91		
	19	-	-	-	-	6.52	3.65	0.94	32.91	6.5	4.25	0.93	32.7	6.47	4.86	0.93	32.43	6.44	5.46	0.92	32.16		
	20	-	-	-	-	7.53	3.66	1.08	42.16	7.5	4.26	1.08	41.91	7.48	4.87	1.07	41.68	7.45	5.47	1.07	41.4		
7	3	15	3.68	3.34	1.06	40.53	3.95	3.94	1.13	45.85	4.56	4.56	1.32	59.34	5.17	5.17	1.49	73.45	5.77	5.77	1.66	89.03	
		17	5.45	3.36	1.57	80.99	5.42	3.97	1.57	80.34	5.39	4.58	1.56	79.51	5.39	5.18	1.56	79.48	5.78	5.78	1.67	89.32	
		19	-	-	-	-	7.32	3.99	2.12	135.97	7.29	4.6	2.11	135.18	7.27	5.2	2.1	134.36	7.24	5.81	2.1	134.04	
		20	-	-	-	-	8.33	4	2.43	172.66	8.3	4.61	2.42	171.71	8.28	5.22	2.41	170.79	8.25	5.82	2.41	169.88	
	4	15	3.07	3.03	0.66	18	3.63	3.63	0.78	23.99	4.25	4.25	0.92	31.68	4.84	4.84	1.04	39.42	5.45	5.45	1.18	48.85	
		17	4.69	3.04	1.01	37.3	4.66	3.64	1	36.9	4.65	4.25	1	36.74	4.88	4.87	1.06	40.32	5.46	5.46	1.18	49.03	
		19	-	-	-	-	6.56	3.66	1.41	66.87	6.54	4.27	1.41	66.48	6.51	4.87	1.4	66	6.48	5.47	1.4	65.41	
		20	-	-	-	-	7.57	3.67	1.63	85.86	7.55	4.28	1.63	85.37	7.53	4.89	1.63	85.25	7.51	5.5	1.63	85.3	
	5	15	2.7	2.7	0.47	9.91	3.31	3.31	0.57	13.89	3.92	3.92	0.67	18.54	4.53	4.53	0.78	23.72	5.14	5.14	0.89	29.7	
		17	3.91	2.71	0.67	18.48	3.9	3.32	0.67	18.34	4.04	3.93	0.69	19.48	4.53	4.53	0.78	23.79	5.15	5.15	0.89	29.79	
		19	-	-	-	-	5.8	3.34	1	36.34	5.77	3.95	0.99	36.05	5.29	4.26	0.91	47.5	5.72	5.15	0.98	35.54	
		20	-	-	-	-	6.81	3.36	1.18	48.41	6.79	3.96	1.17	48.12	6.76	4.57	1.17	47.8	6.73	5.17	1.16	47.39	
6	15	2.36	2.36	0.34	5.74	2.99	2.99	0.43	8.54	3.6	3.6	0.52	11.73	4.21	4.21	0.6	15.3	4.82	4.82	0.69	19.33		
	17	3.1	2.38	0.44	9.09	3.18	3	0.46	9.48	3.61	3.6	0.52	11.77	4.22	4.22	0.61	15.35	4.83	4.83	0.69	19.39		
	19	-	-	-	-	5.01	3.02	0.72	20.68	4.98	3.63	0.72	20.44	4.96	4.23	0.71	20.33	5.06	4.84	0.73	20.95		
	20	-	-	-	-	6	3.03	0.86	27.99	5.98	3.63	0.86	27.81	5.96	4.24	0.86	27.84	5.93	4.84	0.85	27.6		
9	3	15	2.73	2.72	0.78	23.67	3.33	3.33	0.95	33.49	3.95	3.95	1.14	45.42	4.54	4.54	1.3	57.34	5.15	5.15	1.49	72.38	
		17	3.99	2.74	1.15	46.28	3.96	3.35	1.14	45.76	4.03	3.96	1.16	47.18	4.55	4.55	1.3	57.52	5.16	5.16	1.49	72.61	
		19	-	-	-	-	5.86	3.37	1.7	90.86	5.84	3.97	1.69	90.24	5.81	4.58	1.68	89.41	5.78	5.18	1.67	88.66	
		20	-	-	-	-	6.84	3.37	1.97	118.15	6.82	3.98	1.96	117.32	6.8	4.58	1.96	117.18	6.78	5.19	1.96	117.24	
	4	15	2.41	2.41	0.52	11.73	3.02	3.02	0.65	17.23	3.63	3.63	0.78	23.71	4.23	4.23	0.91	30.54	4.83	4.83	1.04	38.48	
		17	3.19	2.42	0.69	19.03	3.23	3.03	0.7	19.41	3.64	3.63	0.78	23.78	4.23	4.23	0.91	30.64	4.84	4.84	1.04	38.61	
		19	-	-	-	-	5.07	3.05	1.1	42.29	5.04	3.65	1.09	41.86	5.02	4.25	1.08	41.47	5.07	4.86	1.09	42.17	
		20	-	-	-	-	6.07	3.06	1.31	57.82	6.05	3.66	1.31	57.42	6.02	4.26	1.3	56.93	5.99	4.87	1.29	56.38	
	5	15	2.08	2.08	0.36	6.21	2.7	2.7	0.46	9.64	3.31	3.31	0.57	13.63	3.91	3.91	0.67	18.16	4.52	4.52	0.78	23.21	
		17	2.37	2.09	0.41	7.72	2.72	2.71	0.47	9.74	3.31	3.31	0.57	13.67	3.92	3.92	0.67	18.22	4.52	4.52	0.78	23.28	
		19	-	-	-	-	4.23	2.72	0.73	20.76	4.21	3.32	0.72	20.56	4.25	3.93	0.73	20.88	4.56	4.54	0.78	23.6	
		20	-	-	-	-	5.25	2.73	0.9	30.18	5.22	3.34	0.9	29.89	5.19	3.94	0.89	29.57	5.18	4.54	0.89	29.47	
6	15	1.67	1.67	0.24	2.91	2.37	2.37	0.34	5.69	2.99	2.99	0.43	8.42	3.6	3.6	0.52	11.55	4.2	4.2	0.6	14.93		
	17	1.67	1.67	0.24	2.93	2.38	2.38	0.34	5.71	3	3	0.43	8.45	3.61	3.61	0.52	11.59	4.21	4.21	0.6	14.98		
	19	-	-	-	-	3.38	2.4	0.49	10.35	3.41	3.01	0.49	10.49	3.69	3.62	0.53	12.04	4.22	4.22	0.6	15.03		
	20	-	-	-	-	4.39	2.41	0.63	16.06	4.36	3.01	0.62	15.87	4.34	3.61	0.62	15.8	4.47	4.23	0.64	16.6		

Continued:

MDKH1-700-R3																							
EWT	ΔT	Indoor temp(W.B.)	Indoor temperature (D.B.)																				
			21				23				25				27				29				
			TC	SC	WF	WPD	TC	SC	WF	WPD	TC	SC	WF	WPD	TC	SC	WF	WPD	TC	SC	WF	WPD	
[°C]	[°C]	[°C]	[kW]	[kW]	[m <sup>3</sup> /h]	[kPa]	[kW]	[kW]	[m <sup>3</sup> /h]	[kPa]	[kW]	[kW]	[m <sup>3</sup> /h]	[kPa]	[kW]	[kW]	[m <sup>3</sup> /h]	[kPa]	[kW]	[kW]	[m <sup>3</sup> /h]	[kPa]	
11	3	15	2.12	2.12	0.61	15.19	2.72	2.72	0.78	23.4	3.33	3.33	0.96	33.31	3.93	3.93	1.13	44.11	4.53	4.53	1.3	56.57	
		17	2.43	2.12	0.7	19.32	2.72	2.71	0.78	23.51	3.33	3.33	0.96	33.42	3.93	3.93	1.13	44.24	4.54	4.54	1.31	56.75	
		19	-	-	-	-	4.3	2.74	1.25	52.29	4.27	3.35	1.24	51.64	4.27	3.95	1.24	51.66	4.55	4.54	1.31	57.01	
		20	-	-	-	-	5.28	2.74	1.52	74.11	5.25	3.35	1.51	73.42	5.23	3.95	1.51	73.14	5.21	4.56	1.51	73.16	
	4	15	1.8	1.8	0.39	7.06	2.41	2.41	0.52	11.66	3.01	3.01	0.65	16.91	3.62	3.62	0.78	23.12	4.22	4.22	0.91	30.32	
		17	1.82	1.81	0.39	7.2	2.42	2.42	0.52	11.7	3.02	3.02	0.65	16.96	3.62	3.62	0.78	23.19	4.23	4.23	0.91	30.42	
		19	-	-	-	-	3.44	2.42	0.74	21.18	3.44	3.02	0.74	21.21	3.68	3.64	0.79	23.82	4.24	4.24	0.91	30.52	
		20	-	-	-	-	4.45	2.43	0.96	33.26	4.42	3.04	0.95	32.84	4.4	3.64	0.95	32.57	4.47	4.25	0.97	33.64	
	5	15	1.43	1.43	0.25	3.21	2.09	2.09	0.36	6.2	2.7	2.7	0.47	9.6	3.3	3.3	0.57	13.41	3.91	3.91	0.68	18.06	
		17	1.44	1.44	0.25	3.23	2.09	2.09	0.36	6.23	2.71	2.71	0.47	9.63	3.31	3.31	0.57	13.46	3.92	3.92	0.68	18.12	
		19	-	-	-	-	2.57	2.1	0.44	8.84	2.8	2.72	0.48	10.21	3.31	3.31	0.57	13.5	3.93	3.93	0.68	18.18	
		20	-	-	-	-	3.57	2.11	0.62	15.47	3.55	2.72	0.61	15.32	3.62	3.33	0.63	15.8	3.96	3.94	0.69	18.47	
	6	15	0.89	0.89	0.13	0.91	1.73	1.73	0.25	3.24	2.37	2.37	0.34	5.58	2.98	2.98	0.43	8.24	3.59	3.59	0.52	11.29	
		17	0.9	0.9	0.13	0.91	1.73	1.73	0.25	3.25	2.37	2.37	0.34	5.6	2.99	2.99	0.43	8.27	3.6	3.6	0.52	11.33	
		19	-	-	-	-	1.73	1.7	0.25	3.23	2.38	2.37	0.34	5.62	3	3	0.43	8.3	3.61	3.61	0.52	11.37	
		20	-	-	-	-	2.61	1.77	0.37	6.56	2.67	2.39	0.38	6.82	3.05	3.01	0.44	8.53	3.61	3.61	0.52	11.39	
	13	3	15	1.5	1.5	0.43	8.37	2.11	2.11	0.6	14.69	2.72	2.72	0.78	23	3.32	3.32	0.95	32.27	3.92	3.92	1.13	43.65
			17	1.51	1.51	0.43	8.39	2.12	2.12	0.61	15	2.72	2.72	0.78	23.08	3.32	3.32	0.95	32.38	3.92	3.92	1.13	43.24
			19	-	-	-	-	2.63	2.12	0.75	21.71	2.78	2.74	0.8	23.93	3.33	3.33	0.95	32.49	3.93	3.93	1.13	43.72
			20	-	-	-	-	3.6	2.12	1.03	37.05	3.58	2.73	1.02	36.57	3.6	3.33	1.03	36.96	3.94	3.94	1.13	43.86
		4	15	1.16	1.16	0.25	3.29	1.79	1.79	0.38	6.81	2.4	2.4	0.51	11.21	3.01	3.01	0.65	16.64	3.61	3.61	0.78	22.72
			17	1.17	1.17	0.25	3.31	1.79	1.79	0.38	6.83	2.41	2.41	0.52	11.24	3.02	3.02	0.65	16.69	3.62	3.62	0.78	22.79
			19	-	-	-	-	1.86	1.81	0.4	7.28	2.41	2.4	0.52	11.27	3.02	3.02	0.65	16.75	3.62	3.62	0.78	22.87
			20	-	-	-	-	2.72	1.81	0.59	13.96	2.74	2.42	0.59	14.18	3.06	3.04	0.66	17.09	3.63	3.63	0.78	22.91
5		15	0.68	0.68	0.12	0.78	1.45	1.45	0.25	3.25	2.08	2.08	0.36	6.02	2.69	2.69	0.46	9.29	3.3	3.3	0.57	13.24	
		17	0.68	0.68	0.12	0.78	1.45	1.45	0.25	3.27	2.09	2.09	0.36	6.04	2.7	2.7	0.46	9.32	3.31	3.31	0.57	13.28	
		19	-	-	-	-	1.46	1.46	0.25	3.28	2.09	2.09	0.36	6.06	2.71	2.71	0.46	9.35	3.32	3.32	0.57	13.33	
		20	-	-	-	-	1.74	1.47	0.3	4.46	2.13	2.11	0.36	6.23	2.71	2.71	0.46	9.37	3.32	3.32	0.57	13.36	
6		15	0.5	0.5	0.07	0.47	0.89	0.89	0.13	0.86	1.75	1.75	0.25	3.26	2.38	2.38	0.34	5.49	2.99	2.99	0.43	8.12	
		17	0.5	0.5	0.07	0.47	0.89	0.89	0.13	0.87	1.75	1.75	0.25	3.27	2.38	2.38	0.34	5.51	3	3	0.43	8.16	
		19	-	-	-	-	0.9	0.9	0.13	0.87	1.75	1.75	0.25	3.29	2.39	2.39	0.34	5.53	3	3	0.43	8.22	
		20	-	-	-	-	0.9	0.9	0.13	0.87	1.76	1.76	0.25	3.29	2.39	2.39	0.34	5.54	3.01	3.01	0.43	8.23	

**Abbreviations:**

- EWT: Enter Water Temp. (°C)      Δt: Temperature Difference (°C)      DB: Dry Bulb Temp. (°C)      WF: Water Flow (m<sup>3</sup>/h)  
 WB: Wet Bulb Temp. (°C)      TC: Total Cooling Capacity (kW)      SC: Sensible Cooling Capacity (kW)      WPD: Water Pressure Drop (kPa)

MDKH1-800-R3																						
EWT	ΔT	Indoor temp(W.B.)	Indoor temperature (D.B.)																			
			21				23				25				27				29			
			TC	SC	WF	WPD	TC	SC	WF	WPD	TC	SC	WF	WPD	TC	SC	WF	WPD	TC	SC	WF	WPD
[°C]	[°C]	[°C]	[kW]	[kW]	[m³/h]	[kPa]	[kW]	[kW]	[m³/h]	[kPa]	[kW]	[kW]	[m³/h]	[kPa]	[kW]	[kW]	[m³/h]	[kPa]	[kW]	[kW]	[m³/h]	[kPa]
5	3	15	5.63	4.44	1.61	42.42	5.61	5.12	1.6	42.08	5.8	5.78	1.66	44.56	6.48	6.48	1.85	54.05	7.17	7.17	2.07	65.31
		17	7.63	4.47	2.2	72.85	7.61	5.16	2.2	72.47	7.56	5.83	2.17	70.81	7.53	6.5	2.16	70.24	7.5	7.18	2.15	69.85
		19	-	-	-	-	9.75	5.19	2.82	111.93	9.72	5.87	2.82	111.83	9.68	6.54	2.78	109.41	9.67	7.23	2.8	110.7
		20	-	-	-	-	10.89	5.2	3.17	137.21	10.86	5.89	3.15	136.01	10.83	6.57	3.15	135.67	10.8	7.25	3.13	134.52
	4	15	4.84	4.07	1.04	19.97	4.85	4.75	1.04	20.07	5.43	5.43	1.16	24.07	6.11	6.11	1.31	29.5	6.79	6.79	1.46	35.44
		17	6.82	4.09	1.46	35.74	6.79	4.78	1.46	35.48	6.76	5.45	1.45	35.18	6.73	6.13	1.44	34.93	6.81	6.81	1.46	35.68
		19	-	-	-	-	8.94	4.81	1.92	57.26	8.91	5.49	1.92	56.95	8.88	6.17	1.91	56.64	8.85	6.84	1.9	56.28
		20	-	-	-	-	10.06	4.82	2.16	70.08	10.03	5.5	2.15	69.72	10	6.19	2.15	69.35	9.97	6.86	2.14	68.99
	5	15	3.99	3.68	0.68	9.7	4.37	4.37	0.75	11.32	5.06	5.06	0.87	14.65	5.74	5.74	0.99	18.15	6.41	6.41	1.1	21.77
		17	6	3.73	1.03	19.55	5.97	4.41	1.03	19.38	5.94	5.08	1.02	19.22	5.95	5.76	1.02	19.27	6.43	6.43	1.1	21.84
		19	-	-	-	-	8.11	4.44	1.4	32.81	8.09	5.12	1.39	32.63	8.05	5.8	1.39	32.41	8.02	6.47	1.38	32.16
		20	-	-	-	-	9.22	4.44	1.58	40.66	9.2	5.13	1.58	40.48	9.17	5.81	1.58	40.42	9.15	6.49	1.58	40.41
6	15	3.27	3.23	0.47	5.07	3.99	3.99	0.57	7.16	4.68	4.68	0.67	9.36	5.37	5.37	0.77	11.79	6.05	6.05	0.87	14.44	
	17	5.12	3.35	0.73	10.88	5.09	4.02	0.73	10.78	5.08	4.7	0.73	10.74	5.38	5.36	0.77	11.83	6.06	6.06	0.87	14.49	
	19	-	-	-	-	7.24	4.06	1.03	19.48	7.21	4.74	1.03	19.34	7.17	5.41	1.02	19.18	7.14	6.08	1.02	19.03	
	20	-	-	-	-	8.37	4.08	1.2	25	8.35	4.76	1.19	24.86	8.32	5.43	1.19	24.7	8.28	6.11	1.18	24.52	
7	3	15	4.09	3.73	1.17	24.2	4.41	4.41	1.26	27.53	5.1	5.1	1.47	35.81	5.77	5.77	1.66	43.81	6.45	6.45	1.86	53.34
		17	6.07	3.76	1.74	47.77	6.04	4.44	1.73	47.35	6.01	5.11	1.72	46.92	6	5.79	1.72	46.82	6.47	6.47	1.86	53.6
		19	-	-	-	-	8.18	4.47	2.36	81.04	8.15	5.15	2.35	80.54	8.13	5.83	2.35	80.14	8.09	6.5	2.34	79.5
		20	-	-	-	-	9.31	4.48	2.69	101.71	9.28	5.17	2.69	101.27	9.25	5.85	2.68	100.85	9.23	6.52	2.68	100.63
	4	15	3.37	3.35	0.73	10.66	4.05	4.05	0.87	14.58	4.73	4.73	1.02	18.8	5.41	5.41	1.16	23.66	6.09	6.09	1.32	29.32
		17	5.22	3.39	1.12	22.26	5.19	4.07	1.11	22.03	5.17	4.74	1.11	21.92	5.42	5.4	1.16	23.73	6.11	6.11	1.32	29.42
		19	-	-	-	-	7.34	4.1	1.59	40.49	7.32	4.78	1.58	40.21	7.26	5.45	1.56	39.35	7.23	6.12	1.55	39.03
		20	-	-	-	-	8.46	4.11	1.82	51.47	8.43	4.8	1.82	51.24	8.41	5.47	1.82	51.09	8.37	6.14	1.81	50.83
	5	15	2.98	2.98	0.51	5.9	3.68	3.68	0.63	8.42	4.36	4.36	0.75	11.18	5.04	5.04	0.87	14.24	5.72	5.72	0.98	17.67
		17	4.33	3.02	0.75	11.05	4.31	3.69	0.74	10.96	4.41	4.39	0.76	11.39	5.05	5.05	0.87	14.3	5.73	5.73	0.98	17.73
		19	-	-	-	-	6.45	3.73	1.11	21.69	6.42	4.4	1.1	21.51	6.22	4.76	1.07	38.4	6.36	5.75	1.09	21.21
		20	-	-	-	-	7.6	3.75	1.31	28.96	7.57	4.43	1.31	28.77	7.54	5.11	1.3	28.56	7.5	5.78	1.29	28.32
6	15	2.46	2.46	0.35	2.73	3.29	3.29	0.47	5.08	3.99	3.99	0.57	7.02	4.68	4.68	0.67	9.18	5.36	5.36	0.77	11.55	
	17	3.36	2.63	0.48	5.26	3.39	3.31	0.49	5.34	4	4	0.57	7.04	4.69	4.69	0.67	9.21	5.37	5.37	0.77	11.59	
	19	-	-	-	-	5.53	3.36	0.79	12.15	5.5	4.03	0.79	12.03	5.47	4.7	0.78	11.95	5.53	5.39	0.79	12.16	
	20	-	-	-	-	6.68	3.38	0.96	16.82	6.65	4.06	0.95	16.68	6.61	4.73	0.95	16.53	6.58	5.4	0.94	16.4	
9	3	15	3.04	3.04	0.87	14.21	3.72	3.72	1.06	20.09	4.41	4.41	1.27	27.21	5.07	5.07	1.45	34.31	5.75	5.75	1.66	43.23
		17	4.44	3.06	1.28	27.59	4.42	3.74	1.27	27.32	4.46	4.43	1.29	27.85	5.08	5.08	1.45	34.43	5.77	5.77	1.66	43.39
		19	-	-	-	-	6.53	3.76	1.89	53.92	6.5	4.44	1.88	53.46	6.47	5.11	1.87	52.97	6.44	5.78	1.86	52.59
		20	-	-	-	-	7.66	3.78	2.21	71.02	7.63	4.45	2.2	70.76	7.58	5.12	2.18	69.11	7.55	5.8	2.16	68.51
	4	15	2.67	2.67	0.57	7.01	3.36	3.36	0.72	10.34	4.04	4.04	0.87	14.07	4.72	4.72	1.02	18.55	5.39	5.39	1.16	23.31
		17	3.52	2.69	0.76	11.22	3.54	3.37	0.76	11.32	4.04	4.04	0.87	14.12	4.73	4.73	1.02	18.61	5.4	5.4	1.17	23.39
		19	-	-	-	-	5.63	3.4	1.22	25.15	5.6	4.07	1.21	24.88	5.58	4.75	1.2	24.68	5.6	5.42	1.21	24.89
		20	-	-	-	-	6.75	3.4	1.45	33.98	6.72	4.08	1.44	33.71	6.68	4.76	1.43	33.41	6.65	5.43	1.43	33.1
	5	15	2.25	2.25	0.39	3.46	2.98	2.98	0.51	5.76	3.67	3.67	0.63	8.16	4.35	4.35	0.75	10.89	5.03	5.03	0.86	13.92
		17	2.53	2.29	0.43	4.36	2.99	2.98	0.51	5.77	3.68	3.68	0.63	8.19	4.36	4.36	0.75	10.93	5.04	5.04	0.86	13.97
		19	-	-	-	-	4.69	3.03	0.8	12.34	4.66	3.7	0.8	12.23	4.67	4.37	0.8	12.29	5.04	5.03	0.87	14.01
		20	-	-	-	-	5.82	3.04	1	17.86	5.78	3.72	0.99	17.69	5.75	4.39	0.99	17.51	5.74	5.06	0.98	17.43
6	15	1.78	1.78	0.23	1.18	2.54	2.54	0.36	3.04	3.3	3.3	0.47	5.01	3.99	3.99	0.57	6.89	4.67	4.67	0.67	9	
	17	1.78	1.78	0.23	1.18	2.55	2.55	0.37	3.06	3.31	3.31	0.47	5.03	4	4	0.57	6.92	4.68	4.68	0.67	9.03	
	19	-	-	-	-	3.69	2.65	0.53	6.05	3.69	3.32	0.53	6.05	4.01	3.99	0.57	6.95	4.69	4.69	0.67	9.07	
	20	-	-	-	-	4.85	2.68	0.7	9.61	4.82	3.35	0.69	9.49	4.8	4.02	0.69	9.43	4.87	4.71	0.7	9.68	

Continued:

MDKH1-800-R3																						
EWT	ΔT	Indoor temp(W.B.)	Indoor temperature (D.B.)																			
			21				23				25				27				29			
			TC	SC	WF	WPD	TC	SC	WF	WPD	TC	SC	WF	WPD	TC	SC	WF	WPD	TC	SC	WF	WPD
[°C]	[°C]	[°C]	[kW]	[kW]	[m³/h]	[kPa]	[kW]	[kW]	[m³/h]	[kPa]	[kW]	[kW]	[m³/h]	[kPa]	[kW]	[kW]	[m³/h]	[kPa]	[kW]	[kW]	[m³/h]	[kPa]
11	3	15	2.35	2.35	0.67	9.1	3.03	3.03	0.87	14.02	3.7	3.7	1.06	19.81	4.38	4.38	1.26	26.41	5.05	5.05	1.46	34.03
		17	2.69	2.36	0.77	11.45	3.03	3.01	0.87	14.05	3.71	3.71	1.07	19.88	4.39	4.39	1.26	26.51	5.07	5.07	1.46	34.15
		19	-	-	-	-	4.77	3.06	1.37	30.75	4.74	3.73	1.37	30.43	4.74	4.4	1.37	30.38	5.07	5.06	1.46	34.26
		20	-	-	-	-	5.88	3.06	1.69	43.94	5.84	3.74	1.68	43.52	5.81	4.41	1.67	43.08	5.79	5.08	1.66	42.76
	4	15	1.97	1.97	0.43	4.19	2.67	2.67	0.58	6.95	3.36	3.36	0.72	10.22	4.02	4.02	0.87	13.84	4.7	4.7	1.01	18.03
		17	1.97	1.92	0.42	4.16	2.68	2.68	0.58	6.98	3.36	3.36	0.73	10.27	4.03	4.03	0.87	13.89	4.71	4.71	1.01	18.1
		19	-	-	-	-	3.82	2.7	0.83	12.77	3.81	3.37	0.82	12.75	4.05	4.03	0.87	13.99	4.72	4.72	1.01	18.17
		20	-	-	-	-	4.93	2.71	1.06	19.58	4.9	3.38	1.05	19.37	4.87	4.05	1.05	19.22	4.91	4.73	1.06	19.5
	5	15	1.56	1.56	0.23	1.2	2.28	2.28	0.39	3.64	2.99	2.99	0.52	5.73	3.67	3.67	0.63	8.1	4.34	4.34	0.75	10.79
		17	1.56	1.56	0.23	1.2	2.29	2.29	0.4	3.65	2.99	2.99	0.52	5.75	3.67	3.67	0.63	8.13	4.35	4.35	0.75	10.83
		19	-	-	-	-	2.79	2.32	0.48	5.12	3	2.97	0.52	5.78	3.68	3.68	0.64	8.16	4.36	4.36	0.75	10.87
		20	-	-	-	-	3.93	2.34	0.68	9.11	3.91	3.01	0.68	9.03	3.94	3.7	0.68	9.16	4.37	4.35	0.75	10.89
6	15	1.1	1.1	0.16	0.73	1.84	1.84	0.23	1.2	2.59	2.59	0.37	3.23	3.29	3.29	0.47	4.9	3.97	3.97	0.57	6.73	
	17	1.1	1.1	0.16	0.73	1.84	1.84	0.23	1.2	2.6	2.6	0.37	3.25	3.3	3.3	0.47	4.92	3.98	3.98	0.57	6.76	
	19	-	-	-	-	1.85	1.85	0.24	1.21	2.6	2.6	0.37	3.27	3.31	3.31	0.47	4.94	4	4	0.57	6.78	
	20	-	-	-	-	2.82	1.95	0.41	3.79	2.84	2.63	0.41	3.84	3.3	3.28	0.47	4.94	4	4	0.57	6.8	
13	3	15	1.66	1.66	0.48	4.98	2.35	2.35	0.67	8.93	3.01	3.01	0.86	13.53	3.69	3.69	1.06	19.41	4.37	4.37	1.25	25.86
		17	1.66	1.66	0.48	5	2.35	2.35	0.67	8.96	3.02	3.02	0.86	13.58	3.7	3.7	1.06	19.48	4.37	4.37	1.26	25.96
		19	-	-	-	-	2.88	2.35	0.82	12.53	3.03	3.01	0.87	13.69	3.71	3.71	1.07	19.56	4.38	4.38	1.26	26.04
		20	-	-	-	-	4.01	2.37	1.15	22.34	3.98	3.04	1.14	22.1	3.99	3.72	1.15	22.19	4.39	4.37	1.26	26.08
	4	15	1.2	1.2	0.24	1.2	1.98	1.98	0.43	4.1	2.66	2.66	0.57	6.68	3.34	3.34	0.71	9.82	4.01	4.01	0.86	13.43
		17	1.2	1.2	0.24	1.21	1.99	1.99	0.43	4.11	2.66	2.66	0.57	6.71	3.34	3.34	0.72	9.86	4.02	4.02	0.86	13.48
		19	-	-	-	-	1.98	1.94	0.43	4.1	2.68	2.68	0.57	6.74	3.35	3.35	0.72	9.89	4.02	4.02	0.86	13.53
		20	-	-	-	-	2.96	2	0.64	8.04	2.98	2.68	0.64	8.11	3.35	3.33	0.72	9.92	4.03	4.03	0.86	13.56
	5	15	0.83	0.83	0.14	0.64	1.56	1.56	0.24	1.19	2.29	2.29	0.39	3.55	2.98	2.98	0.51	5.53	3.65	3.65	0.63	7.82
		17	0.83	0.83	0.14	0.64	1.56	1.56	0.24	1.2	2.29	2.29	0.39	3.57	2.98	2.98	0.51	5.55	3.66	3.66	0.63	7.85
		19	-	-	-	-	1.57	1.57	0.24	1.21	2.3	2.3	0.39	3.58	2.99	2.99	0.51	5.58	3.67	3.67	0.63	7.88
		20	-	-	-	-	1.87	1.87	0.23	1.14	2.29	2.26	0.39	3.57	2.99	2.99	0.51	5.59	3.67	3.67	0.63	7.9
6	15	0.6	0.6	0.09	0.38	1.09	1.09	0.16	0.69	1.93	1.93	0.24	1.22	2.6	2.6	0.37	3.21	3.29	3.29	0.47	4.8	
	17	0.6	0.6	0.09	0.38	1.1	1.1	0.16	0.69	1.93	1.93	0.24	1.22	2.61	2.61	0.37	3.23	3.3	3.3	0.47	4.82	
	19	-	-	-	-	1.1	1.1	0.16	0.69	1.95	1.95	0.24	1.24	2.61	2.61	0.37	3.24	3.31	3.31	0.47	4.84	
	20	-	-	-	-	1.1	1.1	0.16	0.69	1.95	1.95	0.24	1.23	2.62	2.62	0.37	3.25	3.32	3.32	0.47	4.85	

**Abbreviations:**

EWT: Enter Water Temp. (°C)      Δt: Temperature Difference (°C)      DB: Dry Bulb Temp. (°C)      WF: Water Flow (m³/h)  
 WB: Wet Bulb Temp. (°C)      TC: Total Cooling Capacity (kW)      SC: Sensible Cooling Capacity (kW)      WPD: Water Pressure Drop (kPa)

# MDV AC Fan Coil Unit



MDKH2(3)-150-R3																						
EWT	ΔT	Indoor temp(W.B.)	Indoor temperature (D.B.)																			
			21				23				25				27				29			
			TC	SC	WF	WPD	TC	SC	WF	WPD	TC	SC	WF	WPD	TC	SC	WF	WPD	TC	SC	WF	WPD
[°C]	[°C]	[°C]	[kW]	[kW]	[m³/h]	[kPa]	[kW]	[kW]	[m³/h]	[kPa]	[kW]	[kW]	[m³/h]	[kPa]	[kW]	[kW]	[m³/h]	[kPa]	[kW]	[kW]	[m³/h]	[kPa]
5	3	15	1.35	1.06	0.39	21.37	1.34	1.23	0.38	21.18	1.39	1.39	0.4	22.61	1.55	1.55	0.44	27.01	1.72	1.72	0.49	32.11
		17	1.82	1.07	0.52	35.87	1.82	1.24	0.52	35.67	1.81	1.4	0.52	35.12	1.8	1.56	0.51	34.85	1.79	1.72	0.51	34.62
		19	-	-	-	-	2.33	1.24	0.67	54.58	2.32	1.41	0.66	54.29	2.32	1.57	0.66	54.01	2.31	1.73	0.66	53.72
		20	-	-	-	-	2.61	1.25	0.75	67.38	2.6	1.41	0.75	67.04	2.59	1.58	0.75	66.7	2.59	1.74	0.75	66.36
	4	15	1.14	0.97	0.24	9.67	1.14	1.13	0.24	9.66	1.3	1.3	0.28	12.06	1.46	1.46	0.31	14.78	1.63	1.63	0.35	17.91
		17	1.63	0.98	0.35	17.9	1.62	1.14	0.35	17.77	1.61	1.3	0.35	17.64	1.6	1.47	0.35	17.51	1.62	1.61	0.35	17.88
		19	-	-	-	-	2.13	1.15	0.46	28.2	2.12	1.31	0.45	28.04	2.12	1.48	0.45	27.88	2.11	1.64	0.45	27.7
		20	-	-	-	-	2.41	1.15	0.52	34.83	2.4	1.32	0.51	34.65	2.39	1.48	0.51	34.47	2.38	1.65	0.51	34.29
	5	15	0.91	0.87	0.16	4.57	1.03	1.03	0.18	5.63	1.2	1.2	0.21	7.24	1.37	1.37	0.23	9	1.53	1.53	0.26	10.91
		17	1.41	0.88	0.24	9.51	1.41	1.05	0.24	9.43	1.4	1.21	0.24	9.34	1.39	1.37	0.24	9.3	1.53	1.53	0.26	10.95
		19	-	-	-	-	1.93	1.06	0.33	16.26	1.92	1.22	0.33	16.17	1.91	1.38	0.33	16.06	1.91	1.55	0.33	15.95
		20	-	-	-	-	2.2	1.06	0.38	20.39	2.19	1.23	0.38	20.28	2.19	1.39	0.38	20.16	2.18	1.55	0.38	20.04
6	15	0.72	0.72	0.1	1.81	0.92	0.92	0.13	3.1	1.1	1.1	0.16	4.6	1.27	1.27	0.18	5.86	1.44	1.44	0.21	7.22	
	17	1.19	0.79	0.17	5.21	1.18	0.95	0.17	5.15	1.17	1.11	0.17	5.1	1.28	1.28	0.18	5.88	1.44	1.44	0.21	7.25	
	19	-	-	-	-	1.71	0.96	0.25	9.68	1.7	1.13	0.24	9.61	1.7	1.29	0.24	9.53	1.69	1.45	0.24	9.46	
	20	-	-	-	-	1.99	0.97	0.28	12.45	1.98	1.13	0.28	12.38	1.97	1.3	0.28	12.3	1.96	1.46	0.28	12.22	
7	3	15	0.97	0.89	0.28	11.95	1.06	1.06	0.3	13.8	1.22	1.22	0.35	17.91	1.38	1.38	0.4	21.89	1.55	1.55	0.44	26.51
		17	1.45	0.9	0.41	23.64	1.44	1.06	0.41	23.45	1.43	1.22	0.41	23.25	1.43	1.39	0.41	23.11	1.55	1.55	0.44	26.61
		19	-	-	-	-	1.96	1.07	0.57	40.37	1.95	1.23	0.56	40.14	1.94	1.4	0.56	39.89	1.93	1.56	0.56	39.6
		20	-	-	-	-	2.23	1.07	0.64	49.87	2.22	1.24	0.64	49.4	2.21	1.4	0.63	49.33	2.2	1.56	0.63	49.04
	4	15	0.79	0.78	0.17	5.21	0.97	0.97	0.21	7.29	1.13	1.13	0.24	9.52	1.29	1.29	0.28	11.97	1.46	1.46	0.31	14.66
		17	1.24	0.81	0.27	11.12	1.23	0.97	0.27	11.01	1.23	1.13	0.26	10.93	1.3	1.3	0.28	12.02	1.46	1.46	0.31	14.71
		19	-	-	-	-	1.74	0.98	0.37	19.76	1.74	1.14	0.37	19.62	1.73	1.3	0.37	19.47	1.72	1.46	0.37	19.31
		20	-	-	-	-	2.02	0.98	0.43	25.36	2.01	1.15	0.43	25.21	2	1.31	0.43	25.05	1.99	1.47	0.43	24.88
	5	15	0.68	0.68	0.12	2.33	0.87	0.87	0.15	4.12	1.04	1.04	0.18	5.58	1.2	1.2	0.21	7.19	1.36	1.36	0.24	8.92
		17	1.01	0.71	0.17	5.34	1	0.87	0.17	5.29	1.03	1.01	0.18	5.54	1.2	1.2	0.21	7.21	1.37	1.37	0.24	8.95
		19	-	-	-	-	1.53	0.89	0.26	10.73	1.52	1.05	0.26	10.64	1.65	1.25	0.28	15.75	1.5	1.37	0.26	10.47
		20	-	-	-	-	1.8	0.89	0.31	14.14	1.79	1.05	0.31	14.04	1.78	1.22	0.31	13.93	1.77	1.38	0.3	13.82
6	15	0.57	0.57	0.08	1.18	0.73	0.73	0.11	1.89	0.93	0.93	0.13	3.27	1.11	1.11	0.16	4.54	1.27	1.27	0.18	5.75	
	17	0.63	0.56	0.09	1.41	0.73	0.73	0.1	1.88	0.93	0.93	0.13	3.29	1.11	1.11	0.16	4.56	1.27	1.27	0.18	5.77	
	19	-	-	-	-	1.29	0.79	0.19	5.92	1.29	0.96	0.18	5.86	1.28	1.12	0.18	5.8	1.28	1.28	0.18	5.81	
	20	-	-	-	-	1.57	0.8	0.23	8.23	1.56	0.96	0.22	8.17	1.56	1.12	0.22	8.1	1.55	1.29	0.22	8.03	
9	3	15	0.72	0.72	0.21	7.21	0.89	0.89	0.25	10.11	1.05	1.05	0.3	13.39	1.21	1.21	0.35	17.14	1.38	1.38	0.39	21.27
		17	1.05	0.72	0.3	13.29	1.04	0.89	0.3	13.2	1.05	1.04	0.3	13.37	1.22	1.22	0.35	17.2	1.38	1.38	0.39	21.34
		19	-	-	-	-	1.56	0.9	0.45	26.41	1.55	1.06	0.44	26	1.54	1.22	0.44	25.78	1.53	1.38	0.44	25.59
		20	-	-	-	-	1.82	0.9	0.52	34.61	1.82	1.07	0.52	34.38	1.81	1.23	0.52	34.13	1.8	1.39	0.52	33.86
	4	15	0.62	0.62	0.13	3.33	0.8	0.8	0.17	5.13	0.96	0.96	0.21	7.06	1.12	1.12	0.24	9.22	1.29	1.29	0.28	11.6
		17	0.82	0.64	0.18	5.4	0.82	0.8	0.18	5.39	0.96	0.96	0.21	7.08	1.13	1.13	0.24	9.25	1.29	1.29	0.28	11.64
		19	-	-	-	-	1.33	0.81	0.29	12.21	1.32	0.97	0.28	12.1	1.32	1.13	0.28	12	1.32	1.29	0.28	11.98
		20	-	-	-	-	1.61	0.81	0.35	16.9	1.6	0.98	0.34	16.77	1.59	1.14	0.34	16.63	1.58	1.3	0.34	16.5
	5	15	0.5	0.5	0.09	1.25	0.69	0.69	0.12	2.47	0.87	0.87	0.15	4.04	1.03	1.03	0.18	5.42	1.2	1.2	0.21	6.95
		17	0.49	0.48	0.08	1.24	0.69	0.69	0.12	2.49	0.87	0.87	0.15	4.06	1.04	1.04	0.18	5.44	1.2	1.2	0.21	6.98
		19	-	-	-	-	1.1	0.72	0.19	5.99	1.09	0.88	0.19	5.93	1.09	1.04	0.19	5.9	1.2	1.2	0.21	7
		20	-	-	-	-	1.37	0.72	0.24	8.76	1.36	0.88	0.23	8.68	1.36	1.05	0.23	8.6	1.35	1.21	0.23	8.53
6	15	0.43	0.43	0.06	0.8	0.57	0.57	0.08	1.14	0.75	0.75	0.11	1.99	0.94	0.94	0.13	3.35	1.1	1.1	0.16	4.47	
	17	0.43	0.43	0.06	0.8	0.57	0.57	0.08	1.15	0.75	0.75	0.11	2	0.94	0.94	0.13	3.37	1.11	1.11	0.16	4.48	
	19	-	-	-	-	0.76	0.59	0.11	2.06	0.77	0.76	0.11	2.12	0.94	0.94	0.13	3.38	1.11	1.11	0.16	4.5	
	20	-	-	-	-	1.12	0.63	0.16	4.59	1.11	0.79	0.16	4.54	1.11	0.95	0.16	4.49	1.11	1.11	0.16	4.52	



Continued:

MDKH2(3)-150-R3																						
EWT	ΔT	Indoor temp(W.B.)	Indoor temperature (D.B.)																			
			21				23				25				27				29			
			TC	SC	WF	WPD	TC	SC	WF	WPD	TC	SC	WF	WPD	TC	SC	WF	WPD	TC	SC	WF	WPD
[°C]	[°C]	[°C]	[kW]	[kW]	[m <sup>3</sup> /h]	[kPa]	[kW]	[kW]	[m <sup>3</sup> /h]	[kPa]	[kW]	[kW]	[m <sup>3</sup> /h]	[kPa]	[kW]	[kW]	[m <sup>3</sup> /h]	[kPa]	[kW]	[kW]	[m <sup>3</sup> /h]	[kPa]
11	3	15	0.56	0.56	0.16	4.52	0.72	0.72	0.21	7	0.89	0.89	0.25	9.9	1.05	1.05	0.3	13.19	1.21	1.21	0.35	16.87
		17	0.63	0.56	0.18	5.51	0.72	0.72	0.21	7.03	0.89	0.89	0.25	9.93	1.05	1.05	0.3	13.24	1.21	1.21	0.35	16.94
		19	-	-	-	-	1.13	0.73	0.32	15.04	1.12	0.89	0.32	14.89	1.12	1.05	0.32	14.82	1.21	1.21	0.35	17.01
		20	-	-	-	-	1.4	0.73	0.4	21.74	1.39	0.89	0.4	21.53	1.39	1.06	0.4	21.33	1.38	1.22	0.4	21.17
	4	15	0.44	0.44	0.09	1.49	0.63	0.63	0.14	3.42	0.79	0.79	0.17	5.08	0.96	0.96	0.21	6.96	1.12	1.12	0.24	9.08
		17	0.44	0.44	0.09	1.5	0.63	0.63	0.14	3.43	0.8	0.8	0.17	5.1	0.96	0.96	0.21	6.99	1.12	1.12	0.24	9.12
		19	-	-	-	-	0.89	0.64	0.19	6.17	0.89	0.8	0.19	6.12	0.96	0.95	0.21	7	1.13	1.13	0.24	9.15
		20	-	-	-	-	1.17	0.64	0.25	9.71	1.16	0.81	0.25	9.62	1.15	0.97	0.25	9.53	1.15	1.13	0.25	9.54
	5	15	0.36	0.36	0.06	0.78	0.5	0.5	0.09	1.28	0.69	0.69	0.12	2.64	0.87	0.87	0.15	4.02	1.03	1.03	0.18	5.38
		17	0.36	0.36	0.06	0.78	0.5	0.5	0.09	1.29	0.7	0.7	0.12	2.66	0.87	0.87	0.15	4.04	1.03	1.03	0.18	5.4
		19	-	-	-	-	0.53	0.51	0.09	1.43	0.7	0.69	0.12	2.66	0.87	0.87	0.15	4.05	1.04	1.04	0.18	5.42
		20	-	-	-	-	0.91	0.55	0.16	4.35	0.9	0.71	0.16	4.31	0.9	0.87	0.16	4.31	1.04	1.04	0.18	5.43
6	15	0.29	0.29	0.04	0.52	0.43	0.43	0.06	0.76	0.57	0.57	0.08	1.15	0.76	0.76	0.11	2.1	0.94	0.94	0.13	3.35	
	17	0.3	0.3	0.04	0.52	0.43	0.43	0.06	0.76	0.57	0.57	0.08	1.15	0.76	0.76	0.11	2.12	0.94	0.94	0.14	3.36	
	19	-	-	-	-	0.43	0.43	0.06	0.76	0.57	0.57	0.08	1.16	0.76	0.76	0.11	2.13	0.94	0.94	0.14	3.38	
	20	-	-	-	-	0.51	0.41	0.07	0.96	0.56	0.55	0.08	1.13	0.76	0.76	0.11	2.14	0.94	0.94	0.14	3.39	
13	3	15	0.38	0.38	0.11	2.12	0.56	0.56	0.16	4.44	0.72	0.72	0.21	6.86	0.88	0.88	0.25	9.68	1.04	1.04	0.3	12.71
		17	0.38	0.38	0.11	2.14	0.56	0.56	0.16	4.46	0.72	0.72	0.21	6.88	0.88	0.88	0.25	9.72	1.04	1.04	0.3	12.76
		19	-	-	-	-	0.68	0.56	0.19	6.23	0.71	0.69	0.2	6.77	0.88	0.88	0.25	9.76	1.05	1.05	0.3	12.81
		20	-	-	-	-	0.95	0.56	0.27	10.95	0.94	0.73	0.27	10.84	0.94	0.89	0.27	10.81	1.05	1.05	0.3	12.84
	4	15	0.29	0.29	0.06	0.75	0.44	0.44	0.1	1.55	0.63	0.63	0.14	3.35	0.79	0.79	0.17	4.87	0.95	0.95	0.2	6.69
		17	0.29	0.29	0.06	0.75	0.44	0.44	0.1	1.56	0.63	0.63	0.14	3.36	0.79	0.79	0.17	4.9	0.96	0.96	0.2	6.72
		19	-	-	-	-	0.44	0.44	0.1	1.54	0.63	0.63	0.14	3.37	0.79	0.79	0.17	4.92	0.96	0.96	0.21	6.75
		20	-	-	-	-	0.69	0.47	0.15	3.89	0.69	0.63	0.15	3.88	0.79	0.79	0.17	4.93	0.96	0.96	0.21	6.76
	5	15	0.22	0.22	0.04	0.45	0.36	0.36	0.06	0.73	0.5	0.5	0.09	1.27	0.7	0.7	0.12	2.65	0.86	0.86	0.15	3.88
		17	0.22	0.22	0.04	0.45	0.36	0.36	0.06	0.73	0.51	0.51	0.09	1.28	0.7	0.7	0.12	2.67	0.87	0.87	0.15	3.9
		19	-	-	-	-	0.36	0.36	0.06	0.73	0.51	0.51	0.09	1.28	0.7	0.7	0.12	2.68	0.87	0.87	0.15	3.91
		20	-	-	-	-	0.36	0.35	0.06	0.73	0.51	0.51	0.09	1.29	0.7	0.7	0.12	2.69	0.87	0.87	0.15	3.92
6	15	0.16	0.16	0.02	0.26	0.29	0.29	0.04	0.49	0.43	0.43	0.06	0.72	0.57	0.57	0.08	1.14	0.76	0.76	0.11	2.16	
	17	0.16	0.16	0.02	0.26	0.29	0.29	0.04	0.49	0.43	0.43	0.06	0.72	0.57	0.57	0.08	1.14	0.76	0.76	0.11	2.17	
	19	-	-	-	-	0.29	0.29	0.04	0.49	0.43	0.43	0.06	0.72	0.57	0.57	0.08	1.15	0.77	0.77	0.11	2.19	
	20	-	-	-	-	0.29	0.29	0.04	0.49	0.43	0.43	0.06	0.72	0.58	0.58	0.08	1.15	0.77	0.77	0.11	2.19	

**Abbreviations:**

EWT: Enter Water Temp. (°C)     Δt: Temperature Difference (°C)     DB: Dry Bulb Temp. (°C)     WF: Water Flow (m<sup>3</sup>/h)  
 WB: Wet Bulb Temp. (°C)     TC: Total Cooling Capacity (kW)     SC: Sensible Cooling Capacity (kW)     WPD: Water Pressure Drop (kPa)





# MDV AC Fan Coil Unit

Continued:

MDKH2(3)-250-R3																						
EWT	ΔT	Indoor temp(W.B.)	Indoor temperature (D.B.)																			
			21				23				25				27				29			
			TC	SC	WF	WPD	TC	SC	WF	WPD	TC	SC	WF	WPD	TC	SC	WF	WPD	TC	SC	WF	WPD
[°C]	[°C]	[°C]	[kW]	[kW]	[m³/h]	[kPa]	[kW]	[kW]	[m³/h]	[kPa]	[kW]	[kW]	[m³/h]	[kPa]	[kW]	[kW]	[m³/h]	[kPa]	[kW]	[kW]	[m³/h]	[kPa]
11	3	15	0.89	0.89	0.25	5.06	1.15	1.15	0.33	7.81	1.41	1.41	0.4	11.03	1.67	1.67	0.48	14.69	1.92	1.92	0.55	18.78
		17	1.01	0.89	0.29	6.28	1.15	1.15	0.33	7.84	1.41	1.41	0.41	11.07	1.67	1.67	0.48	14.75	1.93	1.93	0.55	18.86
		19	-	-	-	-	1.81	1.16	0.52	16.86	1.79	1.43	0.52	16.81	1.79	1.68	0.51	16.64	1.93	1.93	0.55	18.93
		20	-	-	-	-	2.23	1.17	0.64	24.3	2.22	1.43	0.64	24.09	2.21	1.68	0.64	23.88	2.2	1.94	0.63	23.71
	4	15	0.71	0.71	0.15	1.82	1.01	1.01	0.22	3.86	1.27	1.27	0.27	5.68	1.53	1.53	0.33	7.77	1.79	1.79	0.39	10.13
		17	0.71	0.71	0.15	1.83	1.01	1.01	0.22	3.87	1.27	1.27	0.27	5.7	1.53	1.53	0.33	7.8	1.79	1.79	0.39	10.17
		19	-	-	-	-	1.44	1.02	0.31	7	1.43	1.28	0.31	6.95	1.53	1.51	0.33	7.79	1.79	1.79	0.39	10.21
		20	-	-	-	-	1.87	1.03	0.4	10.93	1.86	1.29	0.4	10.83	1.85	1.54	0.4	10.75	1.85	1.8	0.4	10.77
	5	15	0.56	0.56	0.1	0.82	0.81	0.81	0.14	1.49	1.13	1.13	0.19	3.12	1.39	1.39	0.24	4.5	1.65	1.65	0.28	6
		17	0.56	0.56	0.1	0.82	0.81	0.81	0.14	1.5	1.13	1.13	0.19	3.14	1.39	1.39	0.24	4.52	1.65	1.65	0.29	6.03
		19	-	-	-	-	0.96	0.85	0.17	2.16	1.12	1.09	0.19	3.11	1.39	1.39	0.24	4.54	1.65	1.65	0.29	6.05
		20	-	-	-	-	1.47	0.89	0.25	4.99	1.47	1.14	0.25	4.94	1.46	1.4	0.25	4.93	1.66	1.66	0.29	6.06
6	15	0.46	0.46	0.07	0.54	0.67	0.67	0.1	0.8	0.91	0.91	0.13	1.31	1.23	1.23	0.18	2.57	1.5	1.5	0.22	3.77	
	17	0.46	0.46	0.07	0.54	0.67	0.67	0.1	0.8	0.92	0.92	0.13	1.32	1.23	1.23	0.18	2.59	1.51	1.51	0.22	3.78	
	19	-	-	-	-	0.67	0.67	0.1	0.8	0.92	0.92	0.13	1.32	1.24	1.24	0.18	2.6	1.51	1.51	0.22	3.8	
	20	-	-	-	-	0.87	0.75	0.14	1.5	0.91	0.88	0.13	1.29	1.24	1.24	0.18	2.61	1.51	1.51	0.22	3.81	
13	3	15	0.62	0.62	0.18	2.6	0.89	0.89	0.25	4.96	1.15	1.15	0.33	7.64	1.4	1.4	0.4	10.78	1.66	1.66	0.47	14.15
		17	0.62	0.62	0.18	2.61	0.89	0.89	0.26	4.98	1.15	1.15	0.33	7.67	1.41	1.41	0.4	10.82	1.66	1.66	0.47	14.21
		19	-	-	-	-	1.09	0.89	0.31	7.06	1.14	1.1	0.33	7.55	1.41	1.41	0.4	10.87	1.66	1.66	0.47	14.27
		20	-	-	-	-	1.51	0.9	0.43	12.06	1.51	1.16	0.43	12.18	1.51	1.41	0.43	12.17	1.67	1.67	0.48	14.3
	4	15	0.45	0.45	0.1	0.79	0.72	0.72	0.16	1.89	1.01	1.01	0.22	3.75	1.26	1.26	0.27	5.45	1.52	1.52	0.33	7.46
		17	0.45	0.45	0.1	0.79	0.72	0.72	0.16	1.9	1.01	1.01	0.22	3.77	1.27	1.27	0.27	5.47	1.52	1.52	0.33	7.49
		19	-	-	-	-	0.71	0.69	0.15	1.83	1.01	1.01	0.22	3.78	1.27	1.27	0.27	5.49	1.53	1.53	0.33	7.52
		20	-	-	-	-	1.12	0.76	0.24	4.46	1.11	1.01	0.24	4.45	1.27	1.26	0.27	5.5	1.53	1.53	0.33	7.54
	5	15	0.35	0.35	0.06	0.47	0.55	0.55	0.1	0.77	0.82	0.82	0.14	1.51	1.12	1.12	0.19	3.05	1.38	1.38	0.24	4.34
		17	0.35	0.35	0.06	0.47	0.56	0.56	0.1	0.77	0.82	0.82	0.14	1.52	1.12	1.12	0.19	3.06	1.38	1.38	0.24	4.36
		19	-	-	-	-	0.56	0.56	0.1	0.77	0.82	0.82	0.14	1.53	1.13	1.13	0.19	3.08	1.39	1.39	0.24	4.38
		20	-	-	-	-	0.55	0.52	0.09	0.76	0.83	0.83	0.14	1.54	1.13	1.13	0.19	3.08	1.39	1.39	0.24	4.39
6	15	0.25	0.25	0.04	0.27	0.46	0.46	0.07	0.51	0.66	0.66	0.09	0.76	0.92	0.92	0.13	1.33	1.24	1.24	0.18	2.58	
	17	0.25	0.25	0.04	0.27	0.46	0.46	0.07	0.51	0.67	0.67	0.1	0.76	0.93	0.93	0.13	1.33	1.24	1.24	0.18	2.6	
	19	-	-	-	-	0.46	0.46	0.07	0.51	0.67	0.67	0.1	0.76	0.93	0.93	0.13	1.34	1.24	1.24	0.18	2.61	
	20	-	-	-	-	0.46	0.46	0.07	0.51	0.67	0.67	0.1	0.76	0.93	0.93	0.13	1.35	1.24	1.24	0.18	2.62	

**Abbreviations:**

EWT: Enter Water Temp. (°C)     Δt: Temperature Difference (°C)     DB: Dry Bulb Temp. (°C)     WF: Water Flow (m³/h)  
 WB: Wet Bulb Temp. (°C)     TC: Total Cooling Capacity (kW)     SC: Sensible Cooling Capacity (kW)     WPD: Water Pressure Drop (kPa)



Continued:

MDKH2(3)-350-R3																						
EWT	ΔT	Indoor temp(W.B.)	Indoor temperature (D.B.)																			
			21				23				25				27				29			
			TC	SC	WF	WPD	TC	SC	WF	WPD	TC	SC	WF	WPD	TC	SC	WF	WPD	TC	SC	WF	WPD
[°C]	[°C]	[°C]	[kW]	[kW]	[m <sup>3</sup> /h]	[kPa]	[kW]	[kW]	[m <sup>3</sup> /h]	[kPa]	[kW]	[kW]	[m <sup>3</sup> /h]	[kPa]	[kW]	[kW]	[m <sup>3</sup> /h]	[kPa]	[kW]	[kW]	[m <sup>3</sup> /h]	[kPa]
11	3	15	1.33	1.33	0.38	13.27	1.71	1.71	0.49	20.37	2.09	2.09	0.6	28.9	2.47	2.47	0.72	38.79	2.84	2.84	0.82	48.86
		17	1.55	1.34	0.45	17.22	1.72	1.71	0.49	20.49	2.1	2.1	0.6	29.01	2.48	2.48	0.72	38.93	2.85	2.85	0.82	49.05
		19	-	-	-	-	2.7	1.73	0.78	44.63	2.69	2.1	0.77	44.3	2.69	2.48	0.77	44.42	2.86	2.86	0.83	50.11
		20	-	-	-	-	3.34	1.74	0.97	65.67	3.33	2.12	0.96	65.05	3.31	2.49	0.96	64.48	3.3	2.87	0.96	64.16
	4	15	1.13	1.13	0.24	6.21	1.52	1.52	0.33	10.17	1.9	1.9	0.41	14.71	2.27	2.27	0.49	20.07	2.65	2.65	0.57	26.31
		17	1.14	1.13	0.25	6.28	1.52	1.52	0.33	10.21	1.9	1.9	0.41	14.76	2.28	2.28	0.49	20.15	2.66	2.66	0.57	26.39
		19	-	-	-	-	2.19	1.53	0.47	18.76	2.19	1.91	0.47	18.82	2.32	2.3	0.5	20.78	2.66	2.66	0.57	26.4
		20	-	-	-	-	2.82	1.54	0.61	29.09	2.8	1.92	0.6	28.84	2.79	2.29	0.6	28.66	2.82	2.68	0.61	29.28
	5	15	0.89	0.89	0.15	2.42	1.32	1.32	0.23	5.46	1.7	1.7	0.29	8.39	2.08	2.08	0.36	11.79	2.46	2.46	0.42	15.67
		17	0.89	0.89	0.15	2.43	1.32	1.32	0.23	5.48	1.71	1.71	0.29	8.42	2.09	2.09	0.36	11.84	2.46	2.46	0.43	15.74
		19	-	-	-	-	1.65	1.33	0.29	8.01	1.77	1.73	0.31	8.94	2.09	2.08	0.36	11.89	2.47	2.47	0.43	15.81
		20	-	-	-	-	2.26	1.33	0.39	13.49	2.25	1.71	0.39	13.44	2.29	2.1	0.39	13.78	2.5	2.48	0.43	16.11
6	15	0.66	0.66	0.09	1.04	1.07	1.07	0.15	2.45	1.5	1.5	0.21	4.91	1.88	1.88	0.27	7.21	2.26	2.26	0.32	9.83	
	17	0.66	0.66	0.1	1.04	1.08	1.08	0.15	2.46	1.5	1.5	0.21	4.93	1.88	1.88	0.27	7.23	2.26	2.26	0.32	9.87	
	19	-	-	-	-	1.05	1	0.15	2.36	1.5	1.5	0.22	4.95	1.89	1.89	0.27	7.26	2.27	2.27	0.33	9.91	
	20	-	-	-	-	1.69	1.13	0.24	6.03	1.71	1.51	0.25	6.18	1.92	1.9	0.28	7.48	2.27	2.27	0.33	9.93	
13	3	15	0.95	0.95	0.27	7.32	1.32	1.32	0.38	12.76	1.71	1.71	0.49	19.92	2.08	2.08	0.59	27.65	2.45	2.45	0.7	36.88
		17	0.95	0.95	0.27	7.35	1.33	1.33	0.38	12.81	1.71	1.71	0.49	20	2.08	2.08	0.59	27.77	2.46	2.46	0.7	37.02
		19	-	-	-	-	1.67	1.34	0.48	19.21	1.75	1.73	0.5	20.78	2.09	2.09	0.6	27.89	2.47	2.47	0.7	37.17
		20	-	-	-	-	2.28	1.34	0.65	32.6	2.27	1.72	0.65	32.37	2.28	2.1	0.65	32.69	2.46	2.45	0.71	37.26
	4	15	0.72	0.72	0.16	2.49	1.13	1.13	0.24	5.96	1.51	1.51	0.32	9.75	1.89	1.89	0.41	14.44	2.26	2.26	0.49	19.65
		17	0.72	0.72	0.16	2.5	1.13	1.13	0.24	5.99	1.51	1.51	0.32	9.79	1.9	1.9	0.41	14.5	2.27	2.27	0.49	19.73
		19	-	-	-	-	1.17	1.15	0.25	6.37	1.52	1.51	0.32	9.83	1.9	1.9	0.41	14.56	2.27	2.27	0.49	19.81
		20	-	-	-	-	1.72	1.14	0.37	12.2	1.74	1.52	0.37	12.37	1.93	1.92	0.41	14.93	2.28	2.28	0.49	19.85
	5	15	0.5	0.5	0.09	0.9	0.9	0.9	0.15	2.48	1.31	1.31	0.23	5.27	1.69	1.69	0.29	8.08	2.07	2.07	0.35	11.36
		17	0.5	0.5	0.09	0.9	0.9	0.9	0.15	2.5	1.32	1.32	0.23	5.29	1.7	1.7	0.29	8.11	2.07	2.07	0.36	11.41
		19	-	-	-	-	0.91	0.91	0.16	2.52	1.33	1.33	0.23	5.31	1.7	1.7	0.29	8.15	2.08	2.08	0.36	11.45
		20	-	-	-	-	1.14	0.94	0.19	4.13	1.34	1.34	0.23	5.44	1.71	1.7	0.29	8.17	2.08	2.08	0.36	11.48
6	15	0.36	0.36	0.05	0.52	0.66	0.66	0.09	0.99	1.09	1.09	0.16	2.54	1.49	1.49	0.21	4.8	1.87	1.87	0.27	7.03	
	17	0.36	0.36	0.05	0.52	0.66	0.66	0.09	0.99	1.09	1.09	0.16	2.55	1.5	1.5	0.21	4.82	1.88	1.88	0.27	7.05	
	19	-	-	-	-	0.66	0.66	0.09	0.99	1.09	1.09	0.16	2.57	1.5	1.5	0.21	4.84	1.89	1.89	0.27	7.08	
	20	-	-	-	-	0.66	0.66	0.09	0.99	1.09	1.09	0.16	2.58	1.5	1.5	0.22	4.85	1.89	1.89	0.27	7.1	

**Abbreviations:**

EWT: Enter Water Temp. (°C)	Δt: Temperature Difference (°C)	DB: Dry Bulb Temp. (°C)	WF: Water Flow (m <sup>3</sup> /h)
WB: Wet Bulb Temp. (°C)	TC: Total Cooling Capacity (kW)	SC: Sensible Cooling Capacity (kW)	WPD: Water Pressure Drop (kPa)



Continued:

MDKH2(3)-500-R3																						
EWT	$\Delta T$	Indoor temp(W.B.)	Indoor temperature (D.B.)																			
			21				23				25				27				29			
[°C]	[°C]	[°C]	TC [kW]	SC [kW]	WF [m <sup>3</sup> /h]	WPD [kPa]	TC [kW]	SC [kW]	WF [m <sup>3</sup> /h]	WPD [kPa]	TC [kW]	SC [kW]	WF [m <sup>3</sup> /h]	WPD [kPa]	TC [kW]	SC [kW]	WF [m <sup>3</sup> /h]	WPD [kPa]	TC [kW]	SC [kW]	WF [m <sup>3</sup> /h]	WPD [kPa]
11	3	15	1.66	1.66	0.48	19.3	2.13	2.13	0.61	29.87	2.6	2.6	0.75	42.47	3.07	3.07	0.88	55.78	3.54	3.54	1.03	72.59
		17	1.93	1.66	0.56	25.09	2.14	2.14	0.62	30.24	2.61	2.61	0.75	42.51	3.07	3.07	0.88	55.98	3.55	3.55	1.03	72.84
		19	-	-	-	-	3.38	2.15	0.98	66.9	3.36	2.62	0.97	66.24	3.36	3.09	0.98	66.4	3.56	3.56	1.03	73.15
		20	-	-	-	-	4.16	2.16	1.21	96.56	4.13	2.62	1.19	93.91	4.1	3.09	1.18	92.91	4.08	3.56	1.18	92.27
	4	15	1.42	1.42	0.31	9.06	1.89	1.89	0.41	14.65	2.36	2.36	0.51	21.44	2.83	2.83	0.61	29.46	3.3	3.3	0.71	38.2
		17	1.46	1.43	0.31	9.49	1.89	1.89	0.41	14.7	2.37	2.37	0.51	21.52	2.84	2.84	0.61	29.56	3.3	3.3	0.71	38.23
		19	-	-	-	-	2.72	1.9	0.59	27.42	2.73	2.37	0.59	27.55	2.91	2.85	0.63	30.89	3.31	3.31	0.71	38.37
		20	-	-	-	-	3.5	1.91	0.75	42.29	3.48	2.38	0.75	41.81	3.47	2.84	0.75	41.57	3.52	3.32	0.76	42.77
	5	15	1.16	1.16	0.2	4.4	1.65	1.65	0.28	7.96	2.12	2.12	0.36	12.09	2.59	2.59	0.45	17.22	3.06	3.06	0.53	22.87
		17	1.18	1.18	0.2	4.4	1.65	1.65	0.29	7.99	2.12	2.12	0.37	12.13	2.6	2.6	0.45	17.28	3.07	3.07	0.53	22.95
		19	-	-	-	-	2.07	1.66	0.36	11.73	2.23	2.14	0.38	13.25	2.61	2.6	0.45	17.35	3.07	3.07	0.53	23.03
		20	-	-	-	-	2.84	1.67	0.49	20.06	2.83	2.13	0.49	19.93	2.88	2.61	0.5	20.64	3.13	3.08	0.54	23.78
6	15	0.76	0.76	0.11	1.26	1.39	1.39	0.2	4.37	1.87	1.87	0.27	7.18	2.35	2.35	0.34	10.52	2.82	2.82	0.41	14.48	
	17	0.76	0.76	0.11	1.27	1.4	1.4	0.2	4.38	1.88	1.88	0.27	7.2	2.35	2.35	0.34	10.56	2.83	2.83	0.41	14.53	
	19	-	-	-	-	1.48	1.41	0.21	4.84	1.88	1.88	0.27	7.24	2.36	2.36	0.34	10.6	2.84	2.84	0.41	14.59	
	20	-	-	-	-	2.12	1.41	0.3	8.83	2.17	1.89	0.31	9.19	2.44	2.37	0.35	11.21	2.84	2.84	0.41	14.61	
13	3	15	1.18	1.18	0.34	10.67	1.66	1.66	0.48	18.95	2.12	2.12	0.61	28.72	2.59	2.59	0.74	40.82	3.06	3.06	0.87	53.99
		17	1.19	1.18	0.34	10.71	1.66	1.66	0.48	19.01	2.13	2.13	0.61	28.83	2.6	2.6	0.74	40.96	3.06	3.06	0.88	54.19
		19	-	-	-	-	2.07	1.66	0.59	27.46	2.2	2.14	0.63	30.62	2.6	2.6	0.75	41.11	3.07	3.07	0.88	54.4
		20	-	-	-	-	2.85	1.67	0.82	48.45	2.83	2.14	0.82	47.97	2.85	2.61	0.82	48.54	3.08	3.08	0.88	54.88
	4	15	0.93	0.93	0.2	4.37	1.41	1.41	0.3	8.72	1.89	1.89	0.41	14.44	2.35	2.35	0.51	21.05	2.82	2.82	0.6	28.39
		17	0.93	0.93	0.2	4.38	1.41	1.41	0.3	8.75	1.89	1.89	0.41	14.49	2.36	2.36	0.51	21.12	2.82	2.82	0.61	28.49
		19	-	-	-	-	1.5	1.43	0.32	9.67	1.9	1.89	0.41	14.53	2.36	2.36	0.51	21.2	2.83	2.83	0.61	28.6
		20	-	-	-	-	2.16	1.43	0.47	18.12	2.19	1.9	0.47	18.5	2.42	2.38	0.52	22.02	2.83	2.83	0.61	28.65
	5	15	0.57	0.57	0.1	1.05	1.16	1.16	0.2	4.29	1.64	1.64	0.28	7.7	2.12	2.12	0.36	11.81	2.59	2.59	0.45	16.76
		17	0.57	0.57	0.1	1.06	1.16	1.16	0.2	4.31	1.65	1.65	0.28	7.73	2.12	2.12	0.36	11.85	2.59	2.59	0.45	16.82
		19	-	-	-	-	1.17	1.16	0.2	4.32	1.65	1.65	0.28	7.76	2.12	2.12	0.36	11.9	2.6	2.6	0.45	16.88
		20	-	-	-	-	1.44	1.17	0.25	6.16	1.71	1.66	0.29	8.23	2.13	2.12	0.36	11.92	2.6	2.6	0.45	16.92
6	15	0.42	0.42	0.06	0.61	0.77	0.77	0.11	1.24	1.39	1.39	0.2	4.27	1.87	1.87	0.27	7.03	2.35	2.35	0.34	10.37	
	17	0.42	0.42	0.06	0.61	0.77	0.77	0.11	1.25	1.4	1.4	0.2	4.29	1.88	1.88	0.27	7.06	2.36	2.36	0.34	10.41	
	19	-	-	-	-	0.77	0.77	0.11	1.25	1.4	1.4	0.2	4.31	1.88	1.88	0.27	7.08	2.36	2.36	0.34	10.45	
	20	-	-	-	-	0.77	0.77	0.11	1.25	1.4	1.4	0.2	4.31	1.88	1.88	0.27	7.1	2.36	2.36	0.34	10.47	

**Abbreviations:**

EWT: Enter Water Temp. (°C)     $\Delta T$ : Temperature Difference (°C)    DB: Dry Bulb Temp. (°C)    WF: Water Flow (m<sup>3</sup>/h)  
 WB: Wet Bulb Temp. (°C)    TC: Total Cooling Capacity (kW)    SC: Sensible Cooling Capacity (kW)    WPD: Water Pressure Drop (kPa)





Continued:

MDKH2(3)-700-R3																						
EWT	ΔT	Indoor temp(W.B.)	Indoor temperature (D.B.)																			
			21				23				25				27				29			
			TC	SC	WF	WPD	TC	SC	WF	WPD	TC	SC	WF	WPD	TC	SC	WF	WPD	TC	SC	WF	WPD
[°C]	[°C]	[°C]	[kW]	[kW]	[m³/h]	[kPa]	[kW]	[kW]	[m³/h]	[kPa]	[kW]	[kW]	[m³/h]	[kPa]	[kW]	[kW]	[m³/h]	[kPa]	[kW]	[kW]	[m³/h]	[kPa]
11	3	15	2.23	2.23	0.64	16.58	2.87	2.87	0.82	25.61	3.51	3.51	1.01	36.52	4.14	4.14	1.19	48.4	4.78	4.78	1.39	63.12
		17	2.54	2.23	0.73	20.85	2.87	2.87	0.83	25.71	3.51	3.51	1.01	36.62	4.15	4.15	1.19	48.54	4.79	4.79	1.39	63.3
		19	-	-	-	-	4.5	2.88	1.29	55.95	4.46	3.52	1.28	55.2	4.47	4.15	1.29	55.26	4.8	4.8	1.39	63.59
		20	-	-	-	-	5.55	2.88	1.6	80.67	5.55	3.53	1.61	81.97	5.51	4.17	1.6	81.01	5.5	4.81	1.6	80.89
	4	15	1.89	1.89	0.41	7.68	2.54	2.54	0.55	12.76	3.17	3.17	0.68	18.49	3.81	3.81	0.82	25.32	4.45	4.45	0.96	33.24
		17	1.91	1.9	0.41	7.84	2.54	2.54	0.55	12.78	3.18	3.18	0.68	18.55	3.82	3.82	0.82	25.4	4.46	4.46	0.96	33.34
		19	-	-	-	-	3.6	2.54	0.77	22.91	3.6	3.18	0.78	22.95	3.87	3.83	0.83	26.05	4.47	4.47	0.97	33.65
		20	-	-	-	-	4.68	2.56	1.01	36.46	4.65	3.2	1.01	36.01	4.62	3.83	1	35.62	4.7	4.48	1.02	36.71
	5	15	1.51	1.51	0.26	3.56	2.19	2.19	0.38	6.75	2.84	2.84	0.49	10.48	3.49	3.49	0.6	14.84	4.12	4.12	0.71	19.78
		17	1.51	1.51	0.26	3.57	2.2	2.2	0.38	6.77	2.85	2.85	0.49	10.51	3.49	3.49	0.6	14.89	4.13	4.13	0.71	19.84
		19	-	-	-	-	2.67	2.2	0.46	9.43	2.94	2.86	0.51	11.12	3.5	3.49	0.6	14.93	4.14	4.14	0.72	19.9
		20	-	-	-	-	3.73	2.22	0.65	16.69	3.71	2.85	0.64	16.49	3.79	3.5	0.66	17.14	4.17	4.15	0.72	20.2
6	15	0.88	0.88	0.13	0.89	1.81	1.81	0.26	3.56	2.49	2.49	0.36	6.07	3.14	3.14	0.45	9	3.78	3.78	0.54	12.35	
	17	0.88	0.88	0.13	0.89	1.82	1.82	0.26	3.58	2.49	2.49	0.36	6.09	3.15	3.15	0.45	9.02	3.79	3.79	0.54	12.38	
	19	-	-	-	-	1.84	1.83	0.27	3.68	2.5	2.49	0.36	6.1	3.15	3.15	0.45	9.05	3.8	3.8	0.54	12.43	
	20	-	-	-	-	2.69	1.85	0.39	6.93	2.78	2.51	0.4	7.32	3.2	3.16	0.46	9.29	3.8	3.8	0.55	12.44	
13	3	15	1.58	1.58	0.45	9.13	2.23	2.23	0.64	16.37	2.87	2.87	0.82	25.23	3.5	3.5	1	35.17	4.14	4.14	1.19	47.71
		17	1.58	1.58	0.46	9.16	2.23	2.23	0.64	16.41	2.87	2.87	0.82	25.3	3.5	3.5	1	35.28	4.14	4.14	1.19	47.85
		19	-	-	-	-	2.75	2.23	0.79	23.51	2.93	2.89	0.84	26.25	3.51	3.51	1	35.39	4.15	4.15	1.2	48.01
		20	-	-	-	-	3.8	2.24	1.09	40.93	3.77	2.87	1.08	40.24	3.79	3.52	1.09	40.71	4.16	4.15	1.2	48.15
	4	15	1.22	1.22	0.26	3.6	1.88	1.88	0.4	7.43	2.53	2.53	0.54	12.26	3.17	3.17	0.68	18.24	3.81	3.81	0.82	24.93
		17	1.22	1.22	0.26	3.61	1.89	1.89	0.4	7.45	2.54	2.54	0.54	12.3	3.18	3.18	0.68	18.29	3.81	3.81	0.82	25.01
		19	-	-	-	-	1.96	1.9	0.42	7.94	2.54	2.53	0.54	12.33	3.19	3.19	0.69	18.35	3.82	3.82	0.82	25.09
		20	-	-	-	-	2.84	1.9	0.61	15.03	2.87	2.55	0.62	15.31	3.22	3.2	0.69	18.7	3.82	3.82	0.82	25.13
	5	15	0.67	0.67	0.11	0.77	1.52	1.52	0.26	3.55	2.19	2.19	0.38	6.56	2.84	2.84	0.49	10.17	3.48	3.48	0.6	14.51
		17	0.67	0.67	0.11	0.77	1.53	1.53	0.26	3.56	2.2	2.2	0.38	6.58	2.84	2.84	0.49	10.2	3.49	3.49	0.6	14.55
		19	-	-	-	-	1.53	1.53	0.26	3.57	2.2	2.2	0.38	6.6	2.85	2.85	0.49	10.23	3.5	3.5	0.6	14.6
		20	-	-	-	-	1.8	1.55	0.31	4.71	2.23	2.21	0.38	6.78	2.86	2.85	0.49	10.25	3.5	3.5	0.6	14.62
6	15	0.5	0.5	0.07	0.47	0.88	0.88	0.13	0.84	1.83	1.83	0.26	3.55	2.5	2.5	0.36	5.99	3.15	3.15	0.45	8.93	
	17	0.5	0.5	0.07	0.47	0.88	0.88	0.13	0.85	1.84	1.84	0.26	3.56	2.51	2.51	0.36	6.01	3.16	3.16	0.45	8.95	
	19	-	-	-	-	0.88	0.88	0.13	0.85	1.84	1.84	0.26	3.57	2.51	2.51	0.36	6.03	3.16	3.16	0.45	8.98	
	20	-	-	-	-	0.88	0.88	0.13	0.85	1.84	1.84	0.26	3.58	2.51	2.51	0.36	6.04	3.17	3.17	0.45	9	

**Abbreviations:**

- EWT: Enter Water Temp. (°C)      Δt: Temperature Difference (°C)      DB: Dry Bulb Temp. (°C)      WF: Water Flow (m³/h)  
 WB: Wet Bulb Temp. (°C)      TC: Total Cooling Capacity (kW)      SC: Sensible Cooling Capacity (kW)      WPD: Water Pressure Drop (kPa)

MDKH2(3)-800-R3																							
EWT	ΔT	Indoor temp(W.B.)	Indoor temperature (D.B.)																				
			21				23				25				27				29				
			TC	SC	WF	WPD	TC	SC	WF	WPD	TC	SC	WF	WPD	TC	SC	WF	WPD	TC	SC	WF	WPD	
[°C]	[°C]	[°C]	[kW]	[kW]	[m³/h]	[kPa]	[kW]	[kW]	[m³/h]	[kPa]	[kW]	[kW]	[m³/h]	[kPa]	[kW]	[kW]	[m³/h]	[kPa]	[kW]	[kW]	[m³/h]	[kPa]	
5	3	15	6.48	5.1	1.85	54.05	6.45	5.88	1.84	53.64	6.66	6.64	1.91	56.76	7.44	7.44	2.13	68.91	8.23	8.23	2.38	83.32	
		17	8.77	5.14	2.54	93.19	8.74	5.92	2.53	92.66	8.71	6.7	2.52	92.07	8.67	7.48	2.51	91.31	8.65	8.25	2.5	90.82	
		19	-	-	-	-	11.2	5.95	3.26	144.01	11.17	6.74	3.25	143.29	11.14	7.52	3.24	142.57	11.1	8.3	3.21	140.78	
		20	-	-	-	-	12.49	5.97	3.6	171.53	12.45	6.75	3.59	170.68	12.42	7.53	3.58	169.84	12.38	8.31	3.57	168.94	
	4	15	5.56	4.68	1.19	25.05	5.59	5.46	1.2	25.33	6.24	6.24	1.34	30.65	7.02	7.02	1.51	37.61	7.8	7.8	1.67	45.09	
		17	7.84	4.7	1.68	45.47	7.81	5.49	1.68	45.18	7.78	6.27	1.67	44.81	7.74	7.04	1.66	44.48	7.86	7.83	1.69	45.66	
		19	-	-	-	-	10.28	5.53	2.22	73.48	10.25	6.31	2.21	73.08	10.22	7.09	2.21	72.68	10.16	7.86	2.18	71.32	
		20	-	-	-	-	11.58	5.54	2.5	90.64	11.55	6.33	2.5	90.15	11.52	7.11	2.49	89.74	11.48	7.89	2.48	89.26	
	5	15	4.62	4.25	0.79	12.45	5.04	5.03	0.87	14.55	5.83	5.83	1	18.61	6.6	6.6	1.13	22.86	7.38	7.38	1.26	27.69	
		17	6.9	4.28	1.18	24.64	6.86	5.06	1.18	24.4	6.82	5.84	1.17	24.2	6.85	6.62	1.17	24.38	7.39	7.39	1.27	27.79	
		19	-	-	-	-	9.31	5.09	1.6	41.34	9.28	5.87	1.59	41.1	9.24	6.65	1.59	40.83	9.2	7.43	1.58	40.51	
		20	-	-	-	-	10.62	5.11	1.82	51.9	10.58	5.9	1.82	51.61	10.55	6.68	1.81	51.3	10.53	7.46	1.81	51.22	
6	15	3.81	3.79	0.55	6.61	4.61	4.61	0.66	9.12	5.4	5.4	0.77	11.92	6.18	6.18	0.89	15	6.96	6.96	0.99	18.22		
	17	5.92	3.86	0.85	13.92	5.88	4.64	0.84	13.77	5.88	5.42	0.84	13.77	6.21	6.21	0.89	15.1	6.97	6.97	1	18.29		
	19	-	-	-	-	8.34	4.67	1.19	24.85	8.31	5.45	1.19	24.69	8.27	6.23	1.18	24.48	8.23	7	1.18	24.29		
	20	-	-	-	-	9.66	4.7	1.39	32.17	9.63	5.48	1.38	31.99	9.59	6.26	1.38	31.81	9.56	7.04	1.37	31.59		
7	3	15	4.75	4.31	1.37	31.51	5.08	5.07	1.47	35.59	5.86	5.86	1.68	44.92	6.65	6.65	1.92	56.71	7.42	7.42	2.14	68.33	
		17	6.98	4.32	2.01	61.07	6.95	5.1	2	60.57	6.92	5.88	2	60.47	6.92	6.66	2	60.43	7.43	7.43	2.15	68.57	
		19	-	-	-	-	9.41	5.14	2.72	103.68	9.36	5.91	2.7	102.29	9.33	6.69	2.69	101.76	9.3	7.47	2.69	101.7	
		20	-	-	-	-	10.71	5.15	3.12	131.47	10.68	5.95	3.1	130.27	10.64	6.72	3.1	129.94	10.61	7.49	3.08	128.58	
	4	15	3.91	3.9	0.85	13.76	4.66	4.66	1	18.34	5.44	5.44	1.17	23.93	6.23	6.23	1.35	30.48	7	7	1.5	36.91	
		17	6.02	3.9	1.29	28.44	5.98	4.68	1.29	28.14	5.96	5.46	1.28	28	6.25	6.25	1.35	30.66	7.01	7.01	1.51	37.01	
		19	-	-	-	-	8.44	4.71	1.82	51.27	8.41	5.49	1.82	51.12	8.38	6.27	1.81	50.86	8.34	7.04	1.8	50.44	
		20	-	-	-	-	9.72	4.72	2.1	65.41	9.69	5.51	2.09	65.05	9.66	6.29	2.08	64.68	9.62	7.06	2.07	64.27	
	5	15	3.45	3.45	0.6	7.56	4.24	4.24	0.73	10.67	5.02	5.02	0.86	14.17	5.81	5.81	1	18.13	6.58	6.58	1.13	22.49	
		17	5	3.47	0.86	14.04	4.97	4.25	0.85	13.93	5.12	5.05	0.88	14.65	5.82	5.82	1	18.19	6.6	6.6	1.13	22.56	
		19	-	-	-	-	7.45	4.3	1.29	28.04	7.42	5.08	1.28	27.82	7.35	5.63	1.26	45.43	7.36	6.62	1.27	27.41	
		20	-	-	-	-	8.72	4.3	1.5	36.51	8.69	5.09	1.5	36.28	8.66	5.86	1.49	36.03	8.62	6.63	1.48	35.72	
6	15	2.99	2.99	0.43	4.26	3.81	3.81	0.55	6.5	4.61	4.61	0.66	8.96	5.39	5.39	0.77	11.69	6.16	6.16	0.88	14.63		
	17	3.92	3.04	0.56	6.83	3.99	3.83	0.57	7.02	4.62	4.61	0.66	8.98	5.4	5.4	0.77	11.73	6.18	6.18	0.89	14.76		
	19	-	-	-	-	6.4	3.87	0.92	15.64	6.36	4.65	0.91	15.48	6.34	5.42	0.91	15.38	6.44	6.21	0.92	15.8		
	20	-	-	-	-	7.7	3.89	1.1	21.46	7.66	4.67	1.1	21.29	7.62	5.44	1.09	21.1	7.59	6.22	1.09	20.92		
9	3	15	3.5	3.5	1	18.1	4.28	4.28	1.22	25.58	5.06	5.06	1.45	34.15	5.85	5.85	1.69	44.41	6.62	6.62	1.91	55.13	
		17	5.09	3.51	1.46	34.54	5.06	4.29	1.45	34.19	5.14	5.08	1.47	35.11	5.86	5.86	1.69	44.57	6.63	6.63	1.91	55.32	
		19	-	-	-	-	7.5	4.32	2.15	67.79	7.46	5.09	2.14	67.22	7.43	5.88	2.13	66.62	7.39	6.64	2.12	66.15	
		20	-	-	-	-	8.81	4.34	2.55	91.26	8.78	5.12	2.54	90.65	8.75	5.9	2.53	90.08	8.71	6.67	2.52	89.39	
	4	15	3.08	3.08	0.66	8.95	3.87	3.87	0.83	13.08	4.66	4.66	1	18.13	5.43	5.43	1.17	23.61	6.2	6.2	1.33	29.36	
		17	4.06	3.1	0.87	14.23	4.1	3.88	0.88	14.44	4.66	4.66	1.01	18.19	5.44	5.44	1.17	23.69	6.21	6.21	1.33	29.46	
		19	-	-	-	-	6.48	3.9	1.39	31.66	6.44	4.68	1.38	31.33	6.4	5.45	1.37	31.06	6.46	6.23	1.39	31.5	
		20	-	-	-	-	7.79	3.93	1.68	44.02	7.76	4.7	1.67	43.71	7.72	5.48	1.67	43.32	7.68	6.25	1.66	42.92	
	5	15	2.65	2.65	0.45	4.71	3.45	3.45	0.59	7.35	4.24	4.24	0.73	10.41	5.01	5.01	0.86	13.87	5.79	5.79	0.99	17.73	
		17	2.98	2.66	0.51	5.75	3.45	3.44	0.59	7.36	4.24	4.24	0.73	10.44	5.03	5.03	0.86	13.92	5.8	5.8	1	17.79	
		19	-	-	-	-	5.41	3.49	0.93	15.78	5.38	4.26	0.92	15.62	5.41	5.04	0.93	15.78	5.82	5.82	1	17.91	
		20	-	-	-	-	6.71	3.5	1.15	22.83	6.67	4.28	1.15	22.61	6.63	5.05	1.14	22.37	6.62	5.82	1.14	22.28	
6	15	1.88	1.88	0.27	1.56	3.01	3.01	0.43	4.3	3.82	3.82	0.55	6.41	4.61	4.61	0.66	8.8	5.39	5.39	0.77	11.48		
	17	1.89	1.89	0.27	1.57	3.02	3.02	0.43	4.31	3.82	3.82	0.55	6.43	4.62	4.62	0.66	8.83	5.4	5.4	0.77	11.53		
	19	-	-	-	-	4.29	3.06	0.62	7.81	4.31	3.84	0.62	7.86	4.67	4.64	0.67	9	5.41	5.41	0.78	11.57		
	20	-	-	-	-	5.62	3.09	0.81	12.33	5.58	3.87	0.8	12.19	5.56	4.64	0.8	12.13	5.68	5.43	0.82	12.58		

Continued:

MDKH2(3)-800-R3																						
EWT	ΔT	Indoor temp(W.B.)	Indoor temperature (D.B.)																			
			21				23				25				27				29			
			TC	SC	WF	WPD	TC	SC	WF	WPD	TC	SC	WF	WPD	TC	SC	WF	WPD	TC	SC	WF	WPD
[°C]	[°C]	[°C]	[kW]	[kW]	[m <sup>3</sup> /h]	[kPa]	[kW]	[kW]	[m <sup>3</sup> /h]	[kPa]	[kW]	[kW]	[m <sup>3</sup> /h]	[kPa]	[kW]	[kW]	[m <sup>3</sup> /h]	[kPa]	[kW]	[kW]	[m <sup>3</sup> /h]	[kPa]
11	3	15	2.71	2.71	0.78	11.6	3.49	3.49	1	17.87	4.27	4.27	1.23	25.24	5.05	5.05	1.45	33.91	5.81	5.81	1.67	43.09
		17	3.11	2.71	0.89	14.67	3.49	3.47	1	17.91	4.27	4.27	1.23	25.33	5.05	5.05	1.46	34.03	5.82	5.82	1.67	43.24
		19	-	-	-	-	5.5	3.52	1.59	39.69	5.47	4.3	1.58	39.26	5.47	5.07	1.58	39.24	5.83	5.82	1.68	43.37
		20	-	-	-	-	6.77	3.52	1.95	56.28	6.74	4.3	1.94	55.75	6.69	5.07	1.93	55.25	6.67	5.85	1.92	54.93
	4	15	2.29	2.29	0.49	5.36	3.09	3.09	0.67	8.87	3.86	3.86	0.83	12.89	4.64	4.64	1	17.64	5.41	5.41	1.16	22.99
		17	2.29	2.25	0.49	5.36	3.09	3.09	0.67	8.9	3.87	3.87	0.83	12.93	4.64	4.64	1	17.7	5.42	5.42	1.17	23.07
		19	-	-	-	-	4.39	3.1	0.95	16.08	4.39	3.88	0.95	16.08	4.68	4.66	1.01	17.97	5.43	5.43	1.17	23.16
		20	-	-	-	-	5.69	3.12	1.22	25.07	5.65	3.89	1.22	24.77	5.62	4.66	1.21	24.57	5.69	5.45	1.22	25.06
	5	15	1.64	1.64	0.28	1.71	2.66	2.66	0.46	4.71	3.45	3.45	0.6	7.31	4.23	4.23	0.73	10.34	5	5	0.86	13.63
		17	1.65	1.65	0.28	1.73	2.65	2.65	0.46	4.73	3.46	3.46	0.6	7.34	4.24	4.24	0.73	10.37	5.01	5.01	0.86	13.67
		19	-	-	-	-	3.26	2.68	0.56	6.63	3.52	3.49	0.61	7.58	4.25	4.25	0.73	10.41	5.02	5.02	0.86	13.72
		20	-	-	-	-	4.55	2.7	0.79	11.68	4.52	3.48	0.78	11.58	4.59	4.26	0.79	11.85	5.04	5.04	0.87	13.81
6	15	1.21	1.21	0.17	0.81	1.99	1.99	0.29	1.83	3.02	3.02	0.43	4.28	3.81	3.81	0.55	6.27	4.59	4.59	0.66	8.6	
	17	1.21	1.21	0.17	0.81	2.01	2.01	0.29	1.79	3.03	3.03	0.44	4.29	3.82	3.82	0.55	6.29	4.6	4.6	0.66	8.63	
	19	-	-	-	-	2.01	2.01	0.29	1.8	3.03	3.03	0.44	4.31	3.83	3.83	0.55	6.32	4.61	4.61	0.66	8.66	
	20	-	-	-	-	3.28	2.26	0.47	4.88	3.33	3.04	0.48	5.01	3.84	3.84	0.55	6.37	4.62	4.62	0.66	8.68	
13	3	15	1.92	1.92	0.55	6.37	2.7	2.7	0.78	11.38	3.48	3.48	1	17.54	4.25	4.25	1.22	24.76	5.02	5.02	1.44	32.81
		17	1.92	1.92	0.55	6.39	2.71	2.71	0.78	11.42	3.49	3.49	1	17.6	4.26	4.26	1.22	24.85	5.03	5.03	1.44	32.92
		19	-	-	-	-	3.36	2.72	0.96	16.48	3.53	3.52	1.01	17.99	4.27	4.27	1.23	24.94	5.04	5.04	1.45	33.05
		20	-	-	-	-	4.61	2.72	1.32	28.08	4.57	3.5	1.31	27.72	4.6	4.27	1.31	27.98	5.05	5.03	1.45	33.09
	4	15	1.36	1.36	0.29	1.85	2.28	2.28	0.49	5.17	3.07	3.07	0.66	8.54	3.85	3.85	0.82	12.54	4.63	4.63	1	17.33
		17	1.37	1.37	0.29	1.87	2.29	2.29	0.49	5.19	3.08	3.08	0.66	8.56	3.86	3.86	0.83	12.58	4.63	4.63	1	17.39
		19	-	-	-	-	2.32	2.32	0.5	5.33	3.08	3.08	0.66	8.6	3.86	3.86	0.83	12.63	4.64	4.64	1	17.46
		20	-	-	-	-	3.44	2.31	0.74	10.34	3.46	3.09	0.74	10.47	3.89	3.88	0.83	12.75	4.65	4.65	1	17.49
	5	15	0.92	0.92	0.16	0.7	1.71	1.71	0.29	1.87	2.65	2.65	0.46	4.57	3.44	3.44	0.59	7.07	4.22	4.22	0.72	9.98
		17	0.92	0.92	0.16	0.7	1.72	1.72	0.3	1.89	2.66	2.66	0.46	4.58	3.45	3.45	0.59	7.1	4.23	4.23	0.72	10.02
		19	-	-	-	-	1.73	1.73	0.3	1.91	2.67	2.67	0.46	4.6	3.46	3.46	0.59	7.12	4.24	4.24	0.73	10.06
		20	-	-	-	-	2.12	1.86	0.36	3.07	2.67	2.66	0.46	4.62	3.46	3.46	0.59	7.14	4.24	4.24	0.73	10.07
6	15	0.67	0.67	0.1	0.42	1.21	1.21	0.17	0.76	2.09	2.09	0.3	1.96	3.02	3.02	0.43	4.16	3.81	3.81	0.55	6.14	
	17	0.67	0.67	0.1	0.42	1.21	1.21	0.17	0.76	2.1	2.1	0.3	1.98	3.03	3.03	0.43	4.18	3.82	3.82	0.55	6.17	
	19	-	-	-	-	1.21	1.21	0.17	0.76	2.11	2.11	0.3	2	3.04	3.04	0.43	4.19	3.83	3.83	0.55	6.19	
	20	-	-	-	-	1.21	1.21	0.17	0.76	2.11	2.11	0.3	2.01	3.04	3.04	0.43	4.2	3.83	3.83	0.55	6.2	

**Abbreviations:**

EWT: Enter Water Temp. (°C)      Δt: Temperature Difference (°C)      DB: Dry Bulb Temp. (°C)      WF: Water Flow (m<sup>3</sup>/h)  
 WB: Wet Bulb Temp. (°C)      TC: Total Cooling Capacity (kW)      SC: Sensible Cooling Capacity (kW)      WPD: Water Pressure Drop (kPa)

# MDV AC Fan Coil Unit



R4 series:

MDKH1-150-R4																						
EWT	ΔT	Indoor temp(W.B.)	Indoor temperature (D.B.)																			
			21				23				25				27				29			
			TC	SC	WF	WPD	TC	SC	WF	WPD	TC	SC	WF	WPD	TC	SC	WF	WPD	TC	SC	WF	WPD
[°C]	[°C]	[°C]	[kW]	[kW]	[m³/h]	[kPa]	[kW]	[kW]	[m³/h]	[kPa]	[kW]	[kW]	[m³/h]	[kPa]	[kW]	[kW]	[m³/h]	[kPa]	[kW]	[kW]	[m³/h]	[kPa]
5	3	15	1.45	1.13	0.41	31.82	1.44	1.3	0.41	31.71	1.47	1.44	0.42	32.7	1.65	1.65	0.47	39.8	1.82	1.82	0.52	47.91
		17	1.95	1.14	0.56	53.12	1.94	1.32	0.56	53.38	1.94	1.49	0.56	53.4	1.93	1.66	0.56	53.15	1.93	1.83	0.56	52.88
		19	-	-	-	-	2.48	1.33	0.72	82.52	2.48	1.5	0.72	82.11	2.47	1.67	0.72	81.94	2.46	1.84	0.71	79.99
		20	-	-	-	-	2.77	1.33	0.8	98.47	2.76	1.5	0.79	97.98	2.76	1.67	0.79	97.52	2.75	1.85	0.79	97.08
	4	15	1.26	1.04	0.27	15.18	1.25	1.21	0.27	15.11	1.39	1.39	0.3	18.09	1.56	1.56	0.33	22.05	1.73	1.73	0.37	26.08
		17	1.75	1.05	0.38	26.89	1.75	1.22	0.38	26.75	1.74	1.39	0.37	26.65	1.74	1.56	0.37	26.56	1.74	1.73	0.37	26.58
		19	-	-	-	-	2.28	1.23	0.49	42.31	2.28	1.4	0.49	42.11	2.27	1.58	0.49	41.9	2.27	1.75	0.49	41.7
		20	-	-	-	-	2.57	1.24	0.55	52.02	2.57	1.41	0.55	51.71	2.56	1.58	0.55	51.42	2.55	1.75	0.55	51.14
	5	15	1.06	0.95	0.18	7.74	1.12	1.12	0.19	8.54	1.29	1.29	0.22	10.85	1.46	1.46	0.25	13.39	1.64	1.64	0.28	16.28
		17	1.56	0.96	0.27	14.94	1.55	1.13	0.27	14.86	1.55	1.3	0.27	14.79	1.54	1.47	0.27	14.71	1.64	1.64	0.28	16.36
		19	-	-	-	-	2.08	1.14	0.36	24.32	2.07	1.31	0.36	24.21	2.07	1.48	0.35	24.08	2.06	1.65	0.35	23.97
		20	-	-	-	-	2.37	1.15	0.41	30.66	2.36	1.32	0.41	30.51	2.36	1.49	0.41	30.37	2.35	1.66	0.4	30.22
6	15	0.86	0.84	0.12	3.52	1.03	1.03	0.15	5.4	1.2	1.2	0.17	7.06	1.37	1.37	0.2	8.82	1.54	1.54	0.22	10.74	
	17	1.35	0.87	0.19	8.53	1.34	1.04	0.19	8.48	1.34	1.21	0.19	8.44	1.37	1.33	0.2	8.81	1.55	1.55	0.22	10.79	
	19	-	-	-	-	1.87	1.05	0.27	14.91	1.87	1.22	0.27	14.83	1.86	1.39	0.27	14.75	1.86	1.56	0.27	14.68	
	20	-	-	-	-	2.15	1.05	0.31	18.8	2.15	1.22	0.31	18.7	2.14	1.39	0.31	18.61	2.14	1.56	0.31	18.52	
7	3	15	1.06	0.95	0.31	18.74	1.12	1.12	0.32	20.61	1.29	1.29	0.37	25.93	1.47	1.47	0.42	32.58	1.64	1.64	0.47	39.38
		17	1.55	0.96	0.45	36.05	1.55	1.13	0.45	35.85	1.54	1.3	0.45	35.67	1.54	1.47	0.44	35.51	1.64	1.64	0.47	39.58
		19	-	-	-	-	2.08	1.14	0.6	59.5	2.08	1.31	0.6	59.23	2.07	1.48	0.6	59.02	2.07	1.65	0.6	59.04
		20	-	-	-	-	2.36	1.14	0.68	73.86	2.36	1.32	0.68	73.5	2.35	1.49	0.68	73.49	2.35	1.66	0.68	73.35
	4	15	0.86	0.85	0.19	8.02	1.03	1.03	0.22	10.84	1.2	1.2	0.26	14.06	1.37	1.37	0.29	17.42	1.54	1.54	0.33	21.29
		17	1.34	0.87	0.29	16.77	1.34	1.04	0.29	16.67	1.33	1.21	0.29	16.59	1.37	1.33	0.29	17.4	1.55	1.55	0.33	21.39
		19	-	-	-	-	1.88	1.05	0.41	30.07	1.87	1.22	0.4	29.91	1.87	1.39	0.4	29.76	1.86	1.56	0.4	29.61
		20	-	-	-	-	2.15	1.05	0.46	37.8	2.15	1.22	0.46	37.61	2.14	1.39	0.46	37.42	2.14	1.56	0.46	37.23
	5	15	0.77	0.77	0.13	4.33	0.94	0.94	0.16	6.31	1.11	1.11	0.19	8.38	1.28	1.28	0.22	10.6	1.45	1.45	0.25	13.03
		17	1.14	0.78	0.2	8.67	1.13	0.95	0.2	8.61	1.13	1.13	0.2	8.63	1.29	1.29	0.22	10.65	1.46	1.46	0.25	13.09
		19	-	-	-	-	1.66	0.96	0.28	16.33	1.65	1.13	0.28	16.25	2.16	1.58	0.37	31.9	1.64	1.46	0.28	16.08
		20	-	-	-	-	1.94	0.96	0.33	21.37	1.94	1.13	0.33	21.25	1.93	1.3	0.33	21.14	1.92	1.47	0.33	21.04
6	15	0.68	0.68	0.1	2.15	0.85	0.85	0.12	3.58	1.02	1.02	0.15	5.28	1.19	1.19	0.17	6.84	1.36	1.36	0.2	8.56	
	17	0.92	0.69	0.13	4.25	0.91	0.86	0.13	4.21	1.03	1.03	0.15	5.3	1.2	1.2	0.17	6.87	1.37	1.37	0.2	8.6	
	19	-	-	-	-	1.44	0.87	0.21	9.4	1.44	1.03	0.21	9.35	1.43	1.2	0.21	9.3	1.43	1.38	0.21	9.28	
	20	-	-	-	-	1.72	0.87	0.25	12.64	1.71	1.04	0.25	12.56	1.71	1.21	0.24	12.5	1.7	1.38	0.24	12.43	
9	3	15	0.77	0.77	0.22	10.6	0.94	0.94	0.27	14.8	1.11	1.11	0.32	19.65	1.28	1.28	0.37	25.06	1.45	1.45	0.42	31.46
		17	1.14	0.78	0.32	20.32	1.13	0.95	0.32	20.2	1.13	1.13	0.32	20.24	1.29	1.29	0.37	25.19	1.46	1.46	0.42	31.61
		19	-	-	-	-	1.66	0.96	0.47	39.04	1.65	1.13	0.47	38.83	1.65	1.3	0.47	38.61	1.64	1.46	0.47	38.41
		20	-	-	-	-	1.94	0.96	0.56	51.99	1.94	1.13	0.56	51.71	1.93	1.3	0.56	51.44	1.93	1.48	0.56	51.17
	4	15	0.68	0.68	0.15	5.28	0.85	0.85	0.18	7.68	1.02	1.02	0.22	10.44	1.19	1.19	0.26	13.46	1.36	1.36	0.29	16.97
		17	0.92	0.69	0.2	8.71	0.92	0.86	0.2	8.67	1.03	1.03	0.22	10.48	1.2	1.2	0.26	13.53	1.37	1.37	0.29	17.05
		19	-	-	-	-	1.44	0.87	0.31	18.78	1.44	1.04	0.31	18.67	1.43	1.2	0.31	18.57	1.43	1.38	0.31	18.54
		20	-	-	-	-	1.72	0.87	0.37	25.41	1.72	1.04	0.37	25.29	1.71	1.21	0.37	25.15	1.71	1.38	0.37	25.02
	5	15	0.59	0.59	0.1	2.38	0.78	0.78	0.13	4.28	0.94	0.94	0.16	6.08	1.1	1.1	0.19	8.05	1.27	1.27	0.22	10.23
		17	0.69	0.6	0.12	3.41	0.77	0.76	0.13	4.3	0.94	0.94	0.16	6.11	1.11	1.11	0.19	8.08	1.28	1.28	0.22	10.28
		19	-	-	-	-	1.22	0.78	0.21	9.46	1.21	0.94	0.21	9.4	1.21	1.11	0.21	9.36	1.28	1.26	0.22	10.32
		20	-	-	-	-	1.49	0.78	0.26	13.42	1.49	0.95	0.26	13.34	1.48	1.12	0.25	13.27	1.48	1.28	0.25	13.18
6	15	0.51	0.51	0.07	1.27	0.68	0.68	0.1	2.14	0.85	0.85	0.12	3.61	1.02	1.02	0.15	5.14	1.18	1.18	0.17	6.64	
	17	0.5	0.45	0.07	1.25	0.68	0.68	0.1	2.16	0.85	0.85	0.12	3.64	1.02	1.02	0.15	5.16	1.19	1.19	0.17	6.67	
	19	-	-	-	-	0.98	0.68	0.14	4.85	0.98	0.85	0.14	4.83	1.01	0.95	0.15	5.11	1.19	1.19	0.17	6.71	
	20	-	-	-	-	1.26	0.69	0.18	7.38	1.26	0.86	0.18	7.34	1.25	1.03	0.18	7.29	1.25	1.2	0.18	7.29	

Continued:

MDKH1-150-R4																						
EWT	ΔT	Indoor temp(W.B.)	Indoor temperature (D.B.)																			
			21				23				25				27				29			
			TC	SC	WF	WPD	TC	SC	WF	WPD	TC	SC	WF	WPD	TC	SC	WF	WPD	TC	SC	WF	WPD
[°C]	[°C]	[°C]	[kW]	[kW]	[m <sup>3</sup> /h]	[kPa]	[kW]	[kW]	[m <sup>3</sup> /h]	[kPa]	[kW]	[kW]	[m <sup>3</sup> /h]	[kPa]	[kW]	[kW]	[m <sup>3</sup> /h]	[kPa]	[kW]	[kW]	[m <sup>3</sup> /h]	[kPa]
11	3	15	0.6	0.6	0.17	6.76	0.77	0.77	0.22	10.31	0.94	0.94	0.27	14.48	1.11	1.11	0.32	19.23	1.27	1.27	0.37	24.54
		17	0.7	0.6	0.2	8.81	0.77	0.75	0.22	10.33	0.94	0.94	0.27	14.55	1.11	1.11	0.32	19.32	1.28	1.28	0.37	24.65
		19	-	-	-	-	1.22	0.77	0.35	22.65	1.21	0.94	0.35	22.53	1.21	1.11	0.35	22.41	1.28	1.27	0.37	24.75
		20	-	-	-	-	1.5	0.78	0.43	32.58	1.49	0.95	0.43	32.37	1.48	1.12	0.43	32.18	1.48	1.29	0.43	32
	4	15	0.51	0.51	0.11	2.84	0.68	0.68	0.15	5.17	0.85	0.85	0.18	7.51	1.02	1.02	0.22	10.22	1.18	1.18	0.25	13.13
		17	0.5	0.45	0.11	2.75	0.68	0.68	0.15	5.2	0.85	0.85	0.18	7.55	1.02	1.02	0.22	10.27	1.19	1.19	0.26	13.18
		19	-	-	-	-	0.99	0.69	0.21	9.69	0.98	0.85	0.21	9.63	1.02	0.96	0.22	10.2	1.19	1.19	0.26	13.27
		20	-	-	-	-	1.26	0.69	0.27	14.6	1.25	0.86	0.27	14.5	1.25	1.03	0.27	14.42	1.25	1.2	0.27	14.42
	5	15	0.42	0.42	0.07	1.26	0.59	0.59	0.1	2.41	0.76	0.76	0.13	4.26	0.93	0.93	0.16	5.97	1.1	1.1	0.19	7.9
		17	0.42	0.42	0.07	1.26	0.59	0.59	0.1	2.42	0.76	0.76	0.13	4.28	0.93	0.93	0.16	6	1.1	1.1	0.19	7.94
		19	-	-	-	-	0.75	0.6	0.13	4.13	0.76	0.72	0.13	4.23	0.93	0.93	0.16	6.03	1.1	1.1	0.19	7.98
		20	-	-	-	-	1.02	0.6	0.18	7.02	1.02	0.77	0.18	6.98	1.02	0.94	0.18	6.96	1.1	1.09	0.19	8
6	15	0.34	0.34	0.05	0.77	0.5	0.5	0.07	1.23	0.67	0.67	0.1	2.14	0.84	0.84	0.12	3.63	1.01	1.01	0.14	4.96	
	17	0.34	0.34	0.05	0.77	0.5	0.5	0.07	1.24	0.67	0.67	0.1	2.16	0.85	0.85	0.12	3.65	1.01	1.01	0.14	4.99	
	19	-	-	-	-	0.5	0.46	0.07	1.23	0.68	0.68	0.1	2.17	0.85	0.85	0.12	3.67	1.01	1.01	0.15	5.01	
	20	-	-	-	-	0.77	0.51	0.11	2.99	0.77	0.68	0.11	2.96	0.84	0.81	0.12	3.65	1.01	1.01	0.15	5.03	
13	3	15	0.42	0.42	0.12	3.65	0.59	0.59	0.17	6.56	0.76	0.76	0.22	10.02	0.93	0.93	0.26	13.88	1.1	1.1	0.31	18.7
		17	0.42	0.42	0.12	3.67	0.59	0.59	0.17	6.59	0.76	0.76	0.22	10.07	0.93	0.93	0.27	13.94	1.1	1.1	0.32	18.79
		19	-	-	-	-	0.75	0.6	0.21	9.74	0.76	0.72	0.22	10.1	0.93	0.93	0.27	14.03	1.1	1.1	0.32	18.89
		20	-	-	-	-	1.02	0.6	0.29	16.64	1.02	0.77	0.29	16.53	1.02	0.94	0.29	16.46	1.1	1.09	0.32	18.93
	4	15	0.34	0.34	0.07	1.23	0.5	0.5	0.11	2.83	0.67	0.67	0.14	4.92	0.84	0.84	0.18	7.19	1.01	1.01	0.22	9.77
		17	0.34	0.34	0.07	1.23	0.51	0.51	0.11	2.85	0.67	0.67	0.14	4.95	0.85	0.85	0.18	7.22	1.01	1.01	0.22	9.81
		19	-	-	-	-	0.51	0.49	0.11	2.83	0.68	0.68	0.14	4.97	0.84	0.84	0.18	7.25	1.01	1.01	0.22	9.86
		20	-	-	-	-	0.78	0.52	0.17	6.3	0.77	0.68	0.16	6.18	0.84	0.81	0.18	7.22	1.02	1.02	0.22	9.89
	5	15	0.25	0.25	0.04	0.67	0.42	0.42	0.07	1.2	0.59	0.59	0.1	2.37	0.75	0.75	0.13	4.09	0.92	0.92	0.16	5.72
		17	0.25	0.25	0.04	0.67	0.42	0.42	0.07	1.2	0.59	0.59	0.1	2.38	0.76	0.76	0.13	4.11	0.92	0.92	0.16	5.75
		19	-	-	-	-	0.42	0.42	0.07	1.21	0.59	0.59	0.1	2.4	0.76	0.76	0.13	4.13	0.93	0.93	0.16	5.78
		20	-	-	-	-	0.52	0.42	0.09	1.78	0.58	0.55	0.1	2.35	0.76	0.76	0.13	4.14	0.93	0.93	0.16	5.79
6	15	0.17	0.17	0.02	0.36	0.33	0.33	0.05	0.72	0.5	0.5	0.07	1.18	0.67	0.67	0.1	2.11	0.83	0.83	0.12	3.53	
	17	0.17	0.17	0.02	0.36	0.34	0.34	0.05	0.72	0.5	0.5	0.07	1.19	0.67	0.67	0.1	2.12	0.84	0.84	0.12	3.55	
	19	-	-	-	-	0.34	0.34	0.05	0.73	0.5	0.5	0.07	1.19	0.67	0.67	0.1	2.14	0.84	0.84	0.12	3.57	
	20	-	-	-	-	0.33	0.27	0.05	0.71	0.5	0.5	0.07	1.2	0.67	0.67	0.1	2.14	0.85	0.85	0.12	3.58	

**Abbreviations:**

EWT: Enter Water Temp. (°C)      Δt: Temperature Difference (°C)      DB: Dry Bulb Temp. (°C)      WF: Water Flow (m<sup>3</sup>/h)  
 WB: Wet Bulb Temp. (°C)      TC: Total Cooling Capacity (kW)      SC: Sensible Cooling Capacity (kW)      WPD: Water Pressure Drop (kPa)

MDKH1-250-R4																							
EWT	ΔT	Indoor temp(W.B.)	Indoor temperature (D.B.)																				
			21				23				25				27				29				
			TC	SC	WF	WPD	TC	SC	WF	WPD	TC	SC	WF	WPD	TC	SC	WF	WPD	TC	SC	WF	WPD	
[°C]	[°C]	[°C]	[kW]	[kW]	[m³/h]	[kPa]	[kW]	[kW]	[m³/h]	[kPa]	[kW]	[kW]	[m³/h]	[kPa]	[kW]	[kW]	[m³/h]	[kPa]	[kW]	[kW]	[m³/h]	[kPa]	
5	3	15	2.24	1.76	0.64	33.88	2.24	2.02	0.64	33.72	2.28	2.23	0.65	34.81	2.55	2.55	0.73	42.36	2.82	2.82	0.81	51.12	
		17	3.02	1.77	0.86	56.62	3.01	2.04	0.86	56.25	3	2.3	0.86	55.99	2.99	2.57	0.86	55.66	2.98	2.83	0.85	55.41	
		19	-	-	-	-	3.85	2.05	1.11	86.66	3.84	2.32	1.1	86.27	3.84	2.61	1.1	86.13	3.82	2.85	1.1	85.88	
		20	-	-	-	-	4.3	2.06	1.24	105.9	4.29	2.33	1.24	106.23	4.28	2.6	1.23	104.93	4.27	2.87	1.23	104.43	
	4	15	1.95	1.62	0.42	16.38	1.95	1.88	0.42	16.31	2.15	2.15	0.46	19.23	2.41	2.41	0.52	23.19	2.68	2.68	0.57	27.75	
		17	2.71	1.63	0.58	28.43	2.71	1.89	0.58	28.28	2.7	2.16	0.58	28.14	2.69	2.42	0.58	28	2.69	2.68	0.58	28.07	
		19	-	-	-	-	3.54	1.91	0.76	45.02	3.53	2.18	0.76	44.8	3.52	2.44	0.76	44.58	3.51	2.71	0.75	44.39	
		20	-	-	-	-	3.99	1.92	0.86	55.57	3.98	2.19	0.86	55.3	3.97	2.45	0.85	55.04	3.96	2.72	0.85	54.77	
	5	15	1.64	1.47	0.28	8.23	1.74	1.73	0.3	9.07	2	2	0.34	11.54	2.27	2.27	0.39	14.42	2.54	2.54	0.44	17.31	
		17	2.41	1.49	0.41	15.87	2.4	1.75	0.41	15.79	2.39	2.02	0.41	15.7	2.39	2.28	0.41	15.64	2.54	2.54	0.44	17.39	
		19	-	-	-	-	3.22	1.76	0.55	25.82	3.21	2.03	0.55	25.75	3.21	2.3	0.55	25.62	3.2	2.56	0.55	25.5	
		20	-	-	-	-	3.67	1.78	0.63	32.62	3.66	2.04	0.63	32.46	3.65	2.31	0.63	32.3	3.64	2.57	0.63	32.14	
6	15	1.33	1.3	0.19	3.84	1.61	1.61	0.23	5.76	1.86	1.86	0.27	7.51	2.13	2.13	0.31	9.38	2.39	2.39	0.34	11.42		
	17	2.09	1.35	0.3	9.06	2.08	1.61	0.3	9.01	2.07	1.87	0.3	8.97	2.13	2.07	0.3	9.36	2.4	2.4	0.34	11.47		
	19	-	-	-	-	2.9	1.62	0.42	15.85	2.89	1.89	0.41	15.77	2.89	2.15	0.41	15.69	2.88	2.41	0.41	15.61		
	20	-	-	-	-	3.34	1.63	0.48	20	3.33	1.9	0.48	19.9	3.32	2.16	0.47	19.8	3.31	2.42	0.47	19.71		
7	3	15	1.64	1.48	0.47	19.9	1.74	1.73	0.5	21.59	2	2	0.57	27.6	2.27	2.27	0.66	34.66	2.53	2.53	0.73	41.32	
		17	2.41	1.49	0.7	38.31	2.41	1.76	0.69	38.1	2.39	2.01	0.69	37.92	2.39	2.28	0.69	37.78	2.54	2.54	0.73	41.51	
		19	-	-	-	-	3.22	1.77	0.93	62.86	3.21	2.04	0.92	62.55	3.21	2.29	0.92	62.26	3.2	2.56	0.92	61.94	
		20	-	-	-	-	3.67	1.78	1.06	79.4	3.66	2.04	1.06	79	3.65	2.31	1.05	78.58	3.64	2.57	1.05	78.18	
	4	15	1.34	1.32	0.29	8.54	1.6	1.6	0.35	11.53	1.86	1.86	0.4	14.95	2.13	2.13	0.46	18.54	2.39	2.39	0.51	22.65	
		17	2.08	1.34	0.45	17.87	2.07	1.61	0.45	17.76	2.07	1.87	0.44	17.67	2.12	2.07	0.46	18.51	2.4	2.4	0.52	22.75	
		19	-	-	-	-	2.91	1.63	0.63	31.95	2.9	1.89	0.63	31.81	2.89	2.15	0.62	31.63	2.88	2.42	0.62	31.48	
		20	-	-	-	-	3.35	1.63	0.72	40.76	3.34	1.9	0.72	40.57	3.33	2.16	0.72	40.36	3.32	2.43	0.72	40.16	
	5	15	1.2	1.2	0.21	4.69	1.47	1.47	0.25	6.7	1.73	1.73	0.3	8.9	1.99	1.99	0.34	11.27	2.25	2.25	0.39	13.86	
		17	1.76	1.21	0.3	9.21	1.75	1.47	0.3	9.16	1.76	1.75	0.3	9.19	1.99	1.99	0.34	11.3	2.26	2.26	0.39	13.92	
		19	-	-	-	-	2.57	1.48	0.44	17.38	2.56	1.75	0.44	17.28	2.72	2	0.47	23.9	2.55	2.27	0.44	17.1	
		20	-	-	-	-	3.01	1.49	0.52	22.73	3	1.75	0.52	22.61	2.99	2.02	0.51	22.48	2.98	2.28	0.51	22.37	
6	15	1.06	1.06	0.15	2.31	1.32	1.32	0.19	3.9	1.59	1.59	0.23	5.62	1.85	1.85	0.27	7.28	2.12	2.12	0.3	9.1		
	17	1.42	1.07	0.2	4.6	1.42	1.33	0.2	4.57	1.59	1.59	0.23	5.64	1.86	1.86	0.27	7.31	2.12	2.12	0.3	9.14		
	19	-	-	-	-	2.23	1.34	0.32	9.99	2.23	1.6	0.32	9.94	2.22	1.87	0.32	9.89	2.22	2.14	0.32	9.88		
	20	-	-	-	-	2.66	1.35	0.38	13.44	2.66	1.61	0.38	13.37	2.65	1.87	0.38	13.3	2.64	2.13	0.38	13.23		
9	3	15	1.2	1.2	0.34	11.27	1.46	1.46	0.42	15.74	1.73	1.73	0.49	20.9	1.99	1.99	0.57	27.07	2.25	2.25	0.64	33.01	
		17	1.76	1.21	0.5	21.62	1.75	1.47	0.5	21.49	1.76	1.75	0.5	21.56	2	2	0.57	27.19	2.26	2.26	0.65	33.16	
		19	-	-	-	-	2.58	1.49	0.74	42.28	2.57	1.75	0.74	42.05	2.56	2.01	0.74	41.82	2.55	2.27	0.74	41.61	
		20	-	-	-	-	3.01	1.49	0.87	55.37	3	1.75	0.87	55.07	2.99	2.02	0.86	54.78	2.98	2.28	0.86	54.52	
	4	15	1.06	1.06	0.23	5.61	1.32	1.32	0.28	8.17	1.59	1.59	0.34	11.1	1.85	1.85	0.4	14.32	2.11	2.11	0.46	18.15	
		17	1.43	1.07	0.31	9.25	1.42	1.33	0.31	9.22	1.59	1.59	0.34	11.15	1.85	1.85	0.4	14.39	2.12	2.12	0.46	18.23	
		19	-	-	-	-	2.23	1.34	0.48	19.97	2.23	1.61	0.48	19.86	2.22	1.87	0.48	19.75	2.22	2.14	0.48	19.73	
		20	-	-	-	-	2.67	1.35	0.58	27.04	2.66	1.61	0.57	26.89	2.65	1.87	0.57	26.76	2.64	2.14	0.57	26.61	
	5	15	0.92	0.92	0.16	2.58	1.18	1.18	0.2	4.6	1.45	1.45	0.25	6.47	1.71	1.71	0.29	8.55	1.97	1.97	0.34	10.88	
		17	1.08	0.93	0.18	3.72	1.19	1.17	0.2	4.61	1.45	1.45	0.25	6.5	1.72	1.72	0.29	8.59	1.98	1.98	0.34	10.93	
		19	-	-	-	-	1.88	1.2	0.32	10.06	1.88	1.46	0.32	10	1.87	1.73	0.32	9.96	1.98	1.96	0.34	10.97	
		20	-	-	-	-	2.32	1.21	0.4	14.27	2.31	1.47	0.4	14.18	2.3	1.73	0.39	14.11	2.29	1.99	0.39	14.03	
6	15	0.78	0.78	0.11	1.34	1.05	1.05	0.15	2.31	1.31	1.31	0.19	3.92	1.57	1.57	0.23	5.46	1.84	1.84	0.26	7.06		
	17	0.77	0.71	0.11	1.31	1.05	1.05	0.15	2.33	1.32	1.32	0.19	3.94	1.58	1.58	0.23	5.48	1.84	1.84	0.26	7.09		
	19	-	-	-	-	1.52	1.06	0.22	5.17	1.52	1.32	0.22	5.14	1.57	1.49	0.23	5.42	1.85	1.85	0.27	7.14		
	20	-	-	-	-	1.96	1.07	0.28	7.85	1.95	1.33	0.28	7.8	1.94	1.59	0.28	7.75	1.94	1.87	0.28	7.76		

Continued:

MDKH1-250-R4																						
EWT	ΔT	Indoor temp(W.B.)	Indoor temperature (D.B.)																			
			21				23				25				27				29			
			TC	SC	WF	WPD	TC	SC	WF	WPD	TC	SC	WF	WPD	TC	SC	WF	WPD	TC	SC	WF	WPD
[°C]	[°C]	[°C]	[kW]	[kW]	[m <sup>3</sup> /h]	[kPa]	[kW]	[kW]	[m <sup>3</sup> /h]	[kPa]	[kW]	[kW]	[m <sup>3</sup> /h]	[kPa]	[kW]	[kW]	[m <sup>3</sup> /h]	[kPa]	[kW]	[kW]	[m <sup>3</sup> /h]	[kPa]
11	3	15	0.92	0.92	0.27	7.18	1.19	1.19	0.34	10.97	1.45	1.45	0.42	15.4	1.71	1.71	0.49	20.46	1.97	1.97	0.57	26.11
		17	1.08	0.93	0.31	9.37	1.19	1.16	0.34	10.99	1.45	1.45	0.42	15.47	1.72	1.72	0.49	20.56	1.98	1.98	0.57	26.23
		19	-	-	-	-	1.88	1.2	0.54	24.11	1.88	1.46	0.54	23.96	1.87	1.73	0.54	23.85	1.98	1.96	0.57	26.34
		20	-	-	-	-	2.32	1.21	0.67	34.65	2.31	1.47	0.67	34.47	2.3	1.73	0.66	34.25	2.29	1.99	0.66	34.06
	4	15	0.78	0.78	0.17	3.1	1.05	1.05	0.23	5.5	1.31	1.31	0.28	7.99	1.58	1.58	0.34	10.87	1.83	1.83	0.39	13.96
		17	0.85	0.8	0.17	3.12	1.06	1.06	0.23	5.52	1.32	1.32	0.28	8.02	1.58	1.58	0.34	10.92	1.84	1.84	0.4	14.03
		19	-	-	-	-	1.53	1.06	0.33	10.31	1.52	1.32	0.33	10.25	1.58	1.5	0.34	10.88	1.85	1.85	0.4	14.12
		20	-	-	-	-	1.95	1.07	0.42	15.54	1.95	1.34	0.42	15.49	1.94	1.59	0.42	15.35	1.94	1.87	0.42	15.37
	5	15	0.65	0.65	0.11	1.33	0.91	0.91	0.16	2.62	1.13	1.13	0.2	4.55	1.44	1.44	0.25	6.35	1.7	1.7	0.29	8.4
		17	0.65	0.65	0.11	1.33	0.92	0.92	0.16	2.63	1.18	1.18	0.2	4.56	1.45	1.45	0.25	6.38	1.71	1.71	0.29	8.44
		19	-	-	-	-	1.16	0.92	0.2	4.41	1.18	1.12	0.2	4.53	1.45	1.45	0.25	6.41	1.71	1.71	0.3	8.48
		20	-	-	-	-	1.58	0.93	0.27	7.46	1.58	1.19	0.27	7.42	1.58	1.46	0.27	7.41	1.71	1.69	0.3	8.5
6	15	0.52	0.52	0.07	0.8	0.78	0.78	0.11	1.3	1.04	1.04	0.15	2.32	1.3	1.3	0.19	3.9	1.56	1.56	0.22	5.28	
	17	0.52	0.52	0.08	0.8	0.78	0.78	0.11	1.31	1.04	1.04	0.15	2.34	1.29	1.29	0.19	3.92	1.56	1.56	0.22	5.31	
	19	-	-	-	-	0.77	0.71	0.11	1.3	1.05	1.05	0.15	2.35	1.31	1.31	0.19	3.94	1.57	1.57	0.23	5.33	
	20	-	-	-	-	1.2	0.79	0.17	3.26	1.19	1.05	0.17	3.22	1.31	1.25	0.19	3.92	1.57	1.57	0.23	5.35	
13	3	15	0.66	0.66	0.19	3.94	0.91	0.91	0.26	6.98	1.18	1.18	0.34	10.65	1.44	1.44	0.41	15	1.7	1.7	0.49	19.9
		17	0.66	0.66	0.19	3.96	0.92	0.92	0.26	7.01	1.18	1.18	0.34	10.7	1.44	1.44	0.41	15.08	1.7	1.7	0.49	19.99
		19	-	-	-	-	1.16	0.92	0.33	10.37	1.19	1.12	0.34	10.77	1.45	1.45	0.42	15.15	1.72	1.72	0.49	20.12
		20	-	-	-	-	1.59	0.93	0.46	17.69	1.58	1.19	0.45	17.56	1.58	1.46	0.45	17.5	1.71	1.69	0.49	20.14
	4	15	0.52	0.52	0.11	1.3	0.78	0.78	0.17	3.08	1.04	1.04	0.22	5.24	1.3	1.3	0.28	7.64	1.56	1.56	0.33	10.39
		17	0.52	0.52	0.11	1.3	0.79	0.79	0.17	3.1	1.04	1.04	0.22	5.26	1.31	1.31	0.28	7.67	1.57	1.57	0.34	10.44
		19	-	-	-	-	0.78	0.76	0.17	3.09	1.05	1.05	0.22	5.29	1.31	1.31	0.28	7.71	1.57	1.57	0.34	10.49
		20	-	-	-	-	1.2	0.79	0.26	6.66	1.2	1.05	0.26	6.63	1.31	1.25	0.28	7.68	1.57	1.57	0.34	10.52
	5	15	0.39	0.39	0.07	0.69	0.65	0.65	0.11	1.27	0.91	0.91	0.16	2.58	1.17	1.17	0.2	4.35	1.43	1.43	0.24	6.08
		17	0.39	0.39	0.07	0.69	0.65	0.65	0.11	1.27	0.92	0.92	0.16	2.59	1.17	1.17	0.2	4.37	1.43	1.43	0.25	6.11
		19	-	-	-	-	0.65	0.65	0.11	1.28	0.91	0.91	0.16	2.61	1.18	1.18	0.2	4.39	1.44	1.44	0.25	6.14
		20	-	-	-	-	0.8	0.65	0.14	1.92	0.91	0.84	0.16	2.55	1.18	1.18	0.2	4.4	1.44	1.44	0.25	6.16
6	15	0.26	0.26	0.04	0.38	0.52	0.52	0.07	0.75	0.77	0.77	0.11	1.25	1.03	1.03	0.15	2.29	1.29	1.29	0.18	3.77	
	17	0.26	0.26	0.04	0.38	0.52	0.52	0.07	0.75	0.78	0.78	0.11	1.26	1.04	1.04	0.15	2.31	1.3	1.3	0.19	3.78	
	19	-	-	-	-	0.52	0.52	0.07	0.75	0.78	0.78	0.11	1.27	1.04	1.04	0.15	2.32	1.3	1.3	0.19	3.8	
	20	-	-	-	-	0.51	0.43	0.07	0.74	0.78	0.78	0.11	1.27	1.04	1.04	0.15	2.33	1.3	1.3	0.19	3.81	

**Abbreviations:**

EWT: Enter Water Temp. (°C)      Δt: Temperature Difference (°C)      DB: Dry Bulb Temp. (°C)      WF: Water Flow (m<sup>3</sup>/h)  
 WB: Wet Bulb Temp. (°C)      TC: Total Cooling Capacity (kW)      SC: Sensible Cooling Capacity (kW)      WPD: Water Pressure Drop (kPa)

MDKH1-350-R4																						
EWT	ΔT	Indoor temp(W.B.)	Indoor temperature (D.B.)																			
			21				23				25				27				29			
			TC	SC	WF	WPD	TC	SC	WF	WPD	TC	SC	WF	WPD	TC	SC	WF	WPD	TC	SC	WF	WPD
[°C]	[°C]	[°C]	[kW]	[kW]	[m³/h]	[kPa]	[kW]	[kW]	[m³/h]	[kPa]	[kW]	[kW]	[m³/h]	[kPa]	[kW]	[kW]	[m³/h]	[kPa]	[kW]	[kW]	[m³/h]	[kPa]
5	3	15	3.44	2.69	0.98	42.64	3.43	3.09	0.98	42.41	3.49	3.38	1	43.72	3.9	3.9	1.12	53.14	4.32	4.32	1.24	64.14
		17	4.63	2.71	1.33	72.38	4.61	3.12	1.33	72.02	4.59	3.52	1.31	70.44	4.58	3.93	1.31	70.1	4.56	4.33	1.31	69.79
		19	-	-	-	-	5.9	3.15	1.71	111.23	5.88	3.56	1.71	110.69	5.86	3.96	1.69	108.81	5.84	4.36	1.69	108.54
		20	-	-	-	-	6.56	3.13	1.91	134.87	6.56	3.57	1.9	133.66	6.55	3.98	1.9	133.43	6.53	4.39	1.89	132.42
	4	15	2.99	2.48	0.64	20.46	2.98	2.9	0.64	20.38	3.28	3.28	0.7	23.78	3.69	3.69	0.79	29.1	4.09	4.09	0.88	34.88
		17	4.16	2.49	0.89	35.8	4.14	2.9	0.89	35.61	4.13	3.3	0.89	35.43	4.12	3.71	0.88	35.23	4.13	4.07	0.89	35.39
		19	-	-	-	-	5.42	2.92	1.17	56.94	5.41	3.33	1.16	56.67	5.39	3.74	1.16	56.37	5.38	4.14	1.16	56.09
		20	-	-	-	-	6.1	2.93	1.31	69.49	6.08	3.34	1.31	69.17	6.2	3.96	1.34	72.11	6.05	4.15	1.3	68.5
	5	15	2.51	2.26	0.43	10.29	2.66	2.64	0.46	11.32	3.07	3.07	0.53	14.55	3.47	3.47	0.6	17.93	3.87	3.87	0.66	21.43
		17	3.68	2.28	0.63	19.83	3.67	2.68	0.63	19.71	3.66	3.08	0.63	19.61	3.65	3.51	0.63	19.57	3.88	3.88	0.67	21.52
		19	-	-	-	-	4.94	2.7	0.85	32.82	4.93	3.12	0.85	32.67	4.91	3.51	0.85	32.48	4.9	3.92	0.84	32.32
		20	-	-	-	-	5.61	2.71	0.96	40.49	5.59	3.11	0.96	40.45	5.58	3.52	0.96	40.45	5.57	3.93	0.96	40.32
6	15	2.04	2	0.29	5.28	2.44	2.44	0.35	7.23	2.85	2.85	0.41	9.35	3.26	3.26	0.47	11.69	3.66	3.66	0.52	14.25	
	17	3.19	2.06	0.46	11.32	3.18	2.46	0.46	11.25	3.18	2.87	0.45	11.2	3.26	3.15	0.47	11.7	3.67	3.67	0.53	14.32	
	19	-	-	-	-	4.44	2.48	0.63	19.7	4.43	2.89	0.63	19.59	4.41	3.29	0.63	19.49	4.4	3.69	0.63	19.38	
	20	-	-	-	-	5.12	2.5	0.73	25.09	5.1	2.9	0.73	24.96	5.08	3.3	0.73	24.82	5.07	3.71	0.72	24.7	
7	3	15	2.51	2.25	0.72	24.56	2.66	2.64	0.76	27.09	3.07	3.07	0.89	35.1	3.47	3.47	1	42.89	3.87	3.87	1.11	52
		17	3.68	2.27	1.06	47.43	3.66	2.68	1.05	47.16	3.65	3.08	1.05	46.91	3.64	3.49	1.05	46.7	3.89	3.89	1.12	52.27
		19	-	-	-	-	4.94	2.7	1.43	79.98	4.92	3.11	1.42	79.56	4.88	3.16	1.4	77.25	4.9	3.92	1.41	78.74
		20	-	-	-	-	5.62	2.72	1.63	100.64	5.57	3.07	1.62	100.03	5.6	3.54	1.62	99.91	5.57	3.93	1.62	99.5
	4	15	2.06	1.99	0.44	10.74	2.45	2.45	0.53	14.4	2.85	2.85	0.61	18.5	3.26	3.26	0.7	23.22	3.66	3.66	0.79	28.7
		17	3.19	2.06	0.69	22.45	3.18	2.46	0.68	22.33	3.17	2.86	0.68	22.19	3.25	3.15	0.7	23.22	3.67	3.67	0.79	28.84
		19	-	-	-	-	4.45	2.49	0.96	40.18	4.44	2.89	0.96	39.96	4.42	3.29	0.96	39.75	4.4	3.69	0.95	38.99
		20	-	-	-	-	5.11	2.49	1.11	51.01	5.11	2.88	1.1	50.73	5.09	3.31	1.1	50.63	5.07	3.7	1.1	50.36
	5	15	1.83	1.83	0.31	5.98	2.23	2.23	0.39	8.39	2.64	2.64	0.45	11.05	3.04	3.04	0.52	14.02	3.44	3.44	0.59	17.33
		17	2.69	1.84	0.46	11.37	2.68	2.25	0.46	11.37	2.69	2.65	0.46	11.41	3.05	3.05	0.52	14.09	3.45	3.45	0.59	17.41
		19	-	-	-	-	3.94	2.27	0.68	21.79	3.92	2.67	0.67	21.66	4.09	2.97	0.7	40.1	3.9	3.49	0.67	21.47
		20	-	-	-	-	4.62	2.3	0.8	28.9	4.6	2.69	0.79	28.66	4.59	3.09	0.79	28.52	4.57	3.49	0.79	28.35
6	15	1.63	1.63	0.23	3.16	2.02	2.02	0.29	5.15	2.43	2.43	0.35	7	2.83	2.83	0.41	9.07	3.24	3.24	0.46	11.35	
	17	2.18	1.64	0.31	5.86	2.18	2.05	0.31	5.83	2.43	2.43	0.35	7.03	2.83	2.83	0.41	9.11	3.24	3.24	0.46	11.4	
	19	-	-	-	-	3.41	2.05	0.49	12.42	3.4	2.45	0.49	12.34	3.39	2.85	0.49	12.27	3.4	3.32	0.49	12.32	
	20	-	-	-	-	4.08	2.06	0.59	16.92	4.07	2.47	0.58	16.82	4.06	2.87	0.58	16.72	4.04	3.27	0.58	16.63	
9	3	15	1.83	1.83	0.52	14.01	2.23	2.23	0.64	19.7	2.65	2.65	0.76	26.59	3.04	3.04	0.87	33.4	3.45	3.45	0.99	42.09
		17	2.71	1.85	0.78	27.69	2.69	2.25	0.78	27.48	2.7	2.68	0.78	27.58	3.05	3.05	0.87	33.58	3.45	3.45	1	42.29
		19	-	-	-	-	3.94	2.27	1.14	53.07	3.93	2.67	1.13	52.77	3.91	3.07	1.13	52.46	3.9	3.47	1.13	52.17
		20	-	-	-	-	4.61	2.28	1.33	69.96	5.17	3.19	1.41	77.52	4.57	3.08	1.31	68.01	4.56	3.48	1.31	67.64
	4	15	1.6	1.6	0.35	7	2.02	2.02	0.44	10.19	2.43	2.43	0.52	13.79	2.83	2.83	0.61	18.11	3.23	3.23	0.69	22.56
		17	2.18	1.63	0.47	11.57	2.18	2.06	0.47	11.54	2.43	2.43	0.52	13.86	2.84	2.84	0.61	18.19	3.24	3.24	0.7	22.8
		19	-	-	-	-	3.42	2.05	0.74	25.02	3.41	2.45	0.73	24.87	3.4	2.86	0.73	24.74	3.4	3.31	0.73	24.74
		20	-	-	-	-	4.08	2.06	0.88	33.59	4.07	2.46	0.87	33.4	4.05	2.87	0.87	33.22	4.04	3.26	0.87	33
	5	15	1.41	1.41	0.24	3.56	1.82	1.82	0.31	5.76	2.22	2.22	0.38	8.06	2.62	2.62	0.45	10.67	3.02	3.02	0.52	13.59
		17	1.65	1.42	0.28	4.93	1.82	1.76	0.31	5.77	2.22	2.22	0.38	8.1	2.62	2.62	0.45	10.72	3.03	3.03	0.52	13.65
		19	-	-	-	-	2.88	1.84	0.49	12.58	2.87	2.23	0.49	12.49	2.87	2.67	0.49	12.47	3.03	2.99	0.52	13.72
		20	-	-	-	-	3.55	1.85	0.61	17.89	3.53	2.25	0.61	17.77	3.52	2.65	0.6	17.66	3.51	3.05	0.6	17.57
6	15	1.21	1.21	0.17	1.7	1.61	1.61	0.23	3.19	2.01	2.01	0.29	5.01	2.41	2.41	0.35	6.8	2.8	2.8	0.4	8.8	
	17	1.19	1.03	0.17	1.65	1.61	1.61	0.23	3.21	2.01	2.01	0.29	5.04	2.41	2.41	0.35	6.83	2.81	2.81	0.4	8.84	
	19	-	-	-	-	2.34	1.63	0.34	6.46	2.33	2.03	0.33	6.42	2.55	2.48	0.36	7.4	2.82	2.82	0.4	8.88	
	20	-	-	-	-	2.99	1.63	0.43	9.81	2.98	2.03	0.43	9.75	2.97	2.44	0.43	9.69	2.98	2.92	0.43	9.76	



Continued:

MDKH1-350-R4																						
EWT	ΔT	Indoor temp(W.B.)	Indoor temperature (D.B.)																			
			21				23				25				27				29			
			TC	SC	WF	WPD	TC	SC	WF	WPD	TC	SC	WF	WPD	TC	SC	WF	WPD	TC	SC	WF	WPD
[°C]	[°C]	[°C]	[kW]	[kW]	[m <sup>3</sup> /h]	[kPa]	[kW]	[kW]	[m <sup>3</sup> /h]	[kPa]	[kW]	[kW]	[m <sup>3</sup> /h]	[kPa]	[kW]	[kW]	[m <sup>3</sup> /h]	[kPa]	[kW]	[kW]	[m <sup>3</sup> /h]	[kPa]
11	3	15	1.41	1.41	0.41	8.96	1.81	1.81	0.52	13.7	2.22	2.22	0.64	19.28	2.62	2.62	0.75	25.63	3.02	3.02	0.87	32.96
		17	1.66	1.42	0.47	11.71	1.82	1.76	0.52	13.73	2.22	2.22	0.64	19.37	2.62	2.62	0.75	25.75	3.03	3.03	0.87	33.11
		19	-	-	-	-	2.89	1.84	0.83	30.52	2.88	2.24	0.83	30.33	2.87	2.65	0.83	30.17	3.03	2.99	0.87	33.25
		20	-	-	-	-	3.54	1.84	1.02	43.11	3.52	2.25	1.01	42.87	3.51	2.65	1.01	42.58	3.5	3.05	1.01	42.52
	4	15	1.21	1.21	0.26	4.21	1.6	1.6	0.35	6.85	2	2	0.43	9.98	2.41	2.41	0.52	13.43	2.81	2.81	0.6	17.49
		17	1.19	0.99	0.26	4.09	1.61	1.61	0.35	6.88	2.01	2.01	0.44	10.02	2.41	2.41	0.52	13.49	2.81	2.81	0.61	17.57
		19	-	-	-	-	2.33	1.62	0.5	12.85	2.33	2.03	0.5	12.82	2.41	2.27	0.52	13.53	2.82	2.82	0.61	17.66
		20	-	-	-	-	2.99	1.64	0.64	19.52	2.98	2.03	0.64	19.38	2.97	2.43	0.64	19.25	2.97	2.9	0.64	19.3
	5	15	1	1	0.17	1.69	1.4	1.4	0.24	3.62	1.8	1.8	0.31	5.65	2.2	2.2	0.38	7.91	2.6	2.6	0.45	10.48
		17	1	1	0.17	1.7	1.41	1.41	0.24	3.64	1.81	1.81	0.31	5.68	2.23	2.23	0.38	7.95	2.6	2.6	0.45	10.53
		19	-	-	-	-	1.77	1.41	0.31	5.51	1.82	1.67	0.31	5.75	2.21	2.21	0.38	7.99	2.61	2.61	0.45	10.58
		20	-	-	-	-	2.43	1.42	0.42	9.33	2.41	1.82	0.42	9.26	2.42	2.28	0.42	9.29	2.62	2.58	0.45	10.62
6	15	0.8	0.8	0.11	0.91	1.2	1.2	0.17	1.67	1.49	1.49	0.23	3.24	2	2	0.29	4.89	2.4	2.4	0.34	6.59	
	17	0.8	0.8	0.12	0.91	1.2	1.2	0.17	1.68	1.6	1.6	0.23	3.24	2	2	0.29	4.91	2.4	2.4	0.34	6.62	
	19	-	-	-	-	1.2	1.11	0.17	1.67	1.6	1.6	0.23	3.26	2	2	0.29	4.89	2.4	2.4	0.34	6.65	
	20	-	-	-	-	1.84	1.21	0.26	4.28	1.83	1.63	0.26	4.26	2	1.89	0.29	4.87	2.41	2.41	0.34	6.67	
13	3	15	0.94	0.94	0.29	4.95	1.4	1.4	0.4	8.7	1.79	1.79	0.51	13.12	2.2	2.2	0.63	18.74	2.6	2.6	0.75	24.92
		17	1	1	0.29	4.97	1.41	1.41	0.4	8.74	1.8	1.8	0.51	13.18	2.21	2.21	0.63	18.83	2.6	2.6	0.75	25.04
		19	-	-	-	-	1.76	1.41	0.5	12.66	1.81	1.65	0.52	13.31	2.21	2.21	0.64	18.93	2.61	2.61	0.75	25.16
		20	-	-	-	-	2.43	1.42	0.7	22.16	2.42	1.82	0.69	22	2.41	2.25	0.69	21.94	2.61	2.58	0.75	25.23
	4	15	0.8	0.8	0.17	1.66	1.14	1.14	0.26	4.09	1.59	1.59	0.34	6.55	1.99	1.99	0.43	9.54	2.39	2.39	0.51	12.98
		17	0.8	0.8	0.17	1.67	1.2	1.2	0.26	4.1	1.6	1.6	0.34	6.58	2	2	0.43	9.58	2.39	2.39	0.51	13.04
		19	-	-	-	-	1.22	1.12	0.26	4.21	1.6	1.6	0.34	6.61	2	2	0.43	9.63	2.4	2.4	0.51	13.11
		20	-	-	-	-	1.84	1.21	0.39	8.33	1.84	1.63	0.39	8.29	2	1.91	0.43	9.62	2.41	2.41	0.52	13.14
	5	15	0.6	0.06	0.1	0.79	0.99	0.99	0.17	1.64	1.39	1.39	0.24	3.53	1.79	1.79	0.31	5.42	2.18	2.18	0.37	7.58
		17	0.6	0.6	0.1	0.79	1	1	0.17	1.65	1.39	1.39	0.24	3.55	1.78	1.78	0.31	5.44	2.19	2.19	0.38	7.62
		19	-	-	-	-	1	1	0.17	1.66	1.4	1.4	0.24	3.57	1.8	1.8	0.31	5.47	2.19	2.19	0.38	7.65
		20	-	-	-	-	1.24	1	0.21	2.71	1.38	1.19	0.24	3.49	1.8	1.8	0.31	5.48	2.2	2.2	0.38	7.68
6	15	0.4	0.4	0.06	0.42	0.79	0.79	0.11	0.86	1.19	1.19	0.17	1.63	1.58	1.58	0.23	3.17	1.97	1.97	0.28	4.7	
	17	0.4	0.4	0.06	0.43	0.79	0.79	0.11	0.86	1.19	1.19	0.17	1.64	1.59	1.59	0.23	3.18	1.98	1.98	0.28	4.72	
	19	-	-	-	-	0.8	0.8	0.11	0.86	1.19	1.19	0.17	1.65	1.59	1.59	0.23	3.21	1.99	1.99	0.28	4.74	
	20	-	-	-	-	0.84	0.76	0.12	0.94	1.2	1.2	0.17	1.65	1.59	1.59	0.23	3.22	1.99	1.99	0.28	4.75	

**Abbreviations:**

- EWT: Enter Water Temp. (°C)      Δt: Temperature Difference (°C)      DB: Dry Bulb Temp. (°C)      WF: Water Flow (m<sup>3</sup>/h)  
 WB: Wet Bulb Temp. (°C)      TC: Total Cooling Capacity (kW)      SC: Sensible Cooling Capacity (kW)      WPD: Water Pressure Drop (kPa)



Continued:

MDKH1-500-R4																						
EWT	ΔT	Indoor temp(W.B.)	Indoor temperature (D.B.)																			
			21				23				25				27				29			
			TC	SC	WF	WPD	TC	SC	WF	WPD	TC	SC	WF	WPD	TC	SC	WF	WPD	TC	SC	WF	WPD
[°C]	[°C]	[°C]	[kW]	[kW]	[m³/h]	[kPa]	[kW]	[kW]	[m³/h]	[kPa]	[kW]	[kW]	[m³/h]	[kPa]	[kW]	[kW]	[m³/h]	[kPa]	[kW]	[kW]	[m³/h]	[kPa]
11	3	15	1.85	1.85	0.53	14.17	2.37	2.37	0.68	21.73	2.9	2.9	0.84	30.83	3.42	3.42	0.99	41.37	3.94	3.94	1.14	52.93
		17	2.17	1.86	0.62	18.57	2.38	2.35	0.68	21.87	2.91	2.91	0.84	30.96	3.43	3.43	0.99	41.54	3.95	3.95	1.15	53.16
		19	-	-	-	-	3.75	2.4	1.08	47.84	3.74	2.92	1.08	47.61	3.74	3.45	1.08	47.73	3.97	3.95	1.15	53.57
		20	-	-	-	-	4.63	2.41	1.34	69.97	4.61	2.94	1.34	69.52	4.59	3.46	1.33	69.13	4.59	3.98	1.33	68.89
	4	15	1.58	1.58	0.34	6.66	2.1	2.1	0.46	10.85	2.63	2.63	0.56	15.67	3.15	3.15	0.68	21.38	3.67	3.67	0.79	27.87
		17	1.59	1.54	0.34	6.73	2.11	2.11	0.46	10.9	2.63	2.63	0.57	15.74	3.16	3.16	0.68	21.47	3.68	3.68	0.79	28
		19	-	-	-	-	3.04	2.12	0.66	20.18	3.05	2.65	0.66	20.24	3.22	3.2	0.69	22.17	3.69	3.69	0.8	28.13
		20	-	-	-	-	3.9	2.14	0.84	31.11	3.89	2.66	0.84	30.92	3.89	3.18	0.84	30.89	3.92	3.73	0.85	31.37
	5	15	1.29	1.29	0.22	2.97	1.83	1.83	0.32	5.86	2.36	2.36	0.41	8.95	2.87	2.87	0.49	12.42	3.4	3.4	0.59	16.67
		17	1.3	1.3	0.22	2.99	1.84	1.84	0.32	5.88	2.36	2.36	0.41	8.98	2.88	2.88	0.5	12.47	3.41	3.41	0.59	16.74
		19	-	-	-	-	2.33	1.85	0.4	8.72	2.45	2.42	0.42	9.57	2.89	2.88	0.5	12.53	3.42	3.42	0.59	16.83
		20	-	-	-	-	3.15	1.86	0.54	14.55	3.15	2.38	0.54	14.5	3.2	2.93	0.55	15.02	3.46	3.44	0.6	17.19
6	15	0.98	0.98	0.14	1.19	1.55	1.55	0.22	2.98	2.08	2.08	0.3	5.27	2.61	2.61	0.37	7.68	3.13	3.13	0.45	10.46	
	17	0.98	0.98	0.14	1.2	1.55	1.55	0.22	3	2.09	2.09	0.3	5.29	2.61	2.61	0.38	7.72	3.14	3.14	0.45	10.5	
	19	-	-	-	-	1.54	1.49	0.22	2.94	2.09	2.08	0.3	5.31	2.62	2.62	0.38	7.76	3.14	3.14	0.45	10.55	
	20	-	-	-	-	2.39	1.58	0.34	6.63	2.42	2.12	0.35	6.75	2.68	2.65	0.38	8.05	3.15	3.15	0.45	10.58	
13	3	15	1.31	1.31	0.38	7.81	1.83	1.83	0.52	13.59	2.36	2.36	0.68	21.19	2.88	2.88	0.82	29.57	3.4	3.4	0.97	39.56
		17	1.32	1.32	0.38	7.84	1.84	1.84	0.52	13.65	2.36	2.36	0.68	21.28	2.89	2.89	0.83	29.71	3.41	3.41	0.98	39.73
		19	-	-	-	-	2.32	1.85	0.67	20.63	2.42	2.42	0.69	22.11	2.89	2.89	0.83	29.86	3.42	3.42	0.98	39.92
		20	-	-	-	-	3.15	1.86	0.9	34.49	3.14	2.38	0.9	34.34	3.16	2.91	0.9	34.63	3.42	3.4	0.98	40.11
	4	15	1.04	1.04	0.22	2.99	1.57	1.57	0.34	6.37	2.09	2.09	0.45	10.38	2.61	2.61	0.56	15.34	3.13	3.13	0.67	20.88
		17	1.04	1.04	0.22	3.01	1.57	1.57	0.34	6.4	2.09	2.09	0.45	10.42	2.62	2.62	0.56	15.41	3.14	3.14	0.68	20.97
		19	-	-	-	-	1.64	1.62	0.35	6.86	2.1	2.09	0.45	10.47	2.63	2.63	0.57	15.48	3.16	3.16	0.68	21.07
		20	-	-	-	-	2.4	1.59	0.51	13.16	2.42	2.12	0.52	13.3	2.67	2.67	0.57	15.88	3.15	3.15	0.68	21.12
	5	15	0.74	0.74	0.13	1	1.29	1.29	0.22	2.97	1.82	1.82	0.31	5.62	2.34	2.34	0.4	8.59	2.86	2.86	0.49	12.06
		17	0.74	0.74	0.13	1.01	1.29	1.29	0.22	2.99	1.83	1.83	0.31	5.65	2.35	2.35	0.4	8.63	2.88	2.88	0.49	12.24
		19	-	-	-	-	1.3	1.3	0.22	3.01	1.83	1.83	0.31	5.67	2.36	2.36	0.4	8.67	2.87	2.87	0.5	12.29
		20	-	-	-	-	1.62	1.32	0.28	4.63	1.86	1.85	0.32	5.84	2.37	2.37	0.41	8.71	2.89	2.89	0.5	12.33
6	15	0.51	0.51	0.07	0.55	0.98	0.98	0.14	1.15	1.55	1.55	0.22	2.98	2.08	2.08	0.3	5.12	2.6	2.6	0.37	7.46	
	17	0.51	0.51	0.07	0.56	0.98	0.98	0.14	1.15	1.55	1.55	0.22	3	2.08	2.08	0.3	5.15	2.6	2.6	0.37	7.49	
	19	-	-	-	-	0.98	0.98	0.14	1.16	1.56	1.56	0.22	3.02	2.09	2.09	0.3	5.17	2.61	2.61	0.37	7.53	
	20	-	-	-	-	0.98	0.98	0.14	1.16	1.56	1.56	0.22	3.03	2.09	2.09	0.3	5.18	2.62	2.62	0.37	7.55	

**Abbreviations:**

EWT: Enter Water Temp. (°C)      Δt: Temperature Difference (°C)      DB: Dry Bulb Temp. (°C)      WF: Water Flow (m³/h)  
 WB: Wet Bulb Temp. (°C)      TC: Total Cooling Capacity (kW)      SC: Sensible Cooling Capacity (kW)      WPD: Water Pressure Drop (kPa)



Continued:

MDKH1-700-R4																						
EWT	ΔT	Indoor temp(W.B.)	Indoor temperature (D.B.)																			
			21				23				25				27				29			
			TC	SC	WF	WPD	TC	SC	WF	WPD	TC	SC	WF	WPD	TC	SC	WF	WPD	TC	SC	WF	WPD
[°C]	[°C]	[°C]	[kW]	[kW]	[m <sup>3</sup> /h]	[kPa]	[kW]	[kW]	[m <sup>3</sup> /h]	[kPa]	[kW]	[kW]	[m <sup>3</sup> /h]	[kPa]	[kW]	[kW]	[m <sup>3</sup> /h]	[kPa]	[kW]	[kW]	[m <sup>3</sup> /h]	[kPa]
11	3	15	2.23	2.23	0.64	7.33	2.87	2.87	0.82	11.35	3.51	3.51	1.01	16.06	4.15	4.15	1.19	21.43	4.8	4.8	1.38	27.59
		17	2.5	2.22	0.72	9	2.87	2.86	0.82	11.38	3.52	3.52	1.01	16.12	4.16	4.16	1.2	21.51	4.81	4.81	1.39	27.71
		19	-	-	-	-	4.48	2.89	1.29	24.43	4.46	3.53	1.28	24.16	4.45	4.18	1.28	24.09	4.82	4.81	1.39	27.82
		20	-	-	-	-	5.56	2.9	1.6	35.67	5.53	3.55	1.59	35.34	5.5	4.19	1.59	35	5.47	4.83	1.58	34.69
	4	15	1.84	1.84	0.4	3.29	2.51	2.51	0.54	5.58	3.17	3.17	0.68	8.24	3.82	3.82	0.82	11.32	4.45	4.45	0.96	14.61
		17	1.84	1.83	0.4	3.29	2.52	2.52	0.54	5.6	3.17	3.17	0.69	8.27	3.82	3.82	0.83	11.36	4.46	4.46	0.96	14.66
		19	-	-	-	-	3.56	2.54	0.77	10.06	3.55	3.18	0.77	10.02	3.82	3.79	0.83	11.37	4.47	4.47	0.96	14.72
		20	-	-	-	-	4.62	2.55	0.99	15.6	4.59	3.2	0.99	15.42	4.57	3.84	0.98	15.27	4.59	4.48	0.99	15.43
	5	15	1.43	1.22	0.21	0.92	2.11	2.11	0.36	2.73	2.81	2.81	0.48	4.59	3.47	3.47	0.6	6.53	4.11	4.11	0.71	8.72
		17	1.43	1.23	0.21	0.92	2.11	2.11	0.37	2.75	2.81	2.81	0.49	4.61	3.47	3.47	0.6	6.55	4.11	4.11	0.71	8.75
		19	-	-	-	-	2.54	2.17	0.44	3.88	2.8	2.75	0.48	4.58	3.48	3.48	0.6	6.58	4.12	4.12	0.71	8.79
		20	-	-	-	-	3.65	2.2	0.63	7.14	3.62	2.84	0.63	7.06	3.64	3.48	0.63	7.12	4.13	4.12	0.71	8.8
6	15	1.01	1.01	0.15	0.6	1.72	1.72	0.28	0.91	2.36	2.36	0.34	2.33	3.1	3.1	0.45	3.96	3.74	3.74	0.54	5.41	
	17	1.01	1.01	0.15	0.6	1.72	1.72	0.28	0.91	2.36	2.36	0.34	2.35	3.1	3.1	0.45	3.97	3.75	3.75	0.54	5.43	
	19	-	-	-	-	1.73	1.73	0.28	0.91	2.38	2.38	0.34	2.36	3.11	3.11	0.45	3.99	3.76	3.76	0.54	5.45	
	20	-	-	-	-	2.47	2.47	0.41	2.29	2.56	2.56	0.38	2.4	3.11	3.11	0.45	4	3.77	3.77	0.54	5.46	
13	3	15	1.56	1.56	0.45	3.99	2.21	2.21	0.64	7.2	2.86	2.86	0.82	11.13	3.5	3.5	1.01	15.75	4.14	4.14	1.19	21
		17	1.56	1.56	0.45	4	2.22	2.22	0.64	7.23	2.86	2.86	0.82	11.17	3.51	3.51	1.01	15.81	4.15	4.15	1.19	21.08
		19	-	-	-	-	2.71	2.23	0.78	10.13	2.85	2.8	0.82	11.08	3.52	3.52	1.01	15.87	4.16	4.16	1.2	21.16
		20	-	-	-	-	3.77	2.24	1.08	17.83	3.74	2.88	1.07	17.62	3.74	3.52	1.07	17.64	4.16	4.15	1.2	21.2
	4	15	1.2	1.2	0.22	0.9	1.85	1.85	0.4	3.26	2.5	2.5	0.54	5.37	3.15	3.15	0.68	7.93	3.8	3.8	0.81	10.88
		17	1.2	1.2	0.22	0.9	1.85	1.85	0.4	3.27	2.51	2.51	0.54	5.39	3.17	3.17	0.68	7.96	3.8	3.8	0.81	10.91
		19	-	-	-	-	1.82	1.74	0.39	3.17	2.51	2.51	0.54	5.41	3.17	3.17	0.68	7.99	3.81	3.81	0.82	10.95
		20	-	-	-	-	2.74	1.88	0.59	6.26	2.75	2.52	0.59	6.28	3.17	3.14	0.68	8	3.82	3.82	0.82	10.98
	5	15	0.77	0.77	0.13	0.52	1.44	1.44	0.21	0.88	2.13	2.13	0.37	2.77	2.8	2.8	0.48	4.44	3.45	3.45	0.59	6.31
		17	0.77	0.77	0.13	0.52	1.44	1.44	0.21	0.88	2.14	2.14	0.37	2.78	2.81	2.81	0.48	4.46	3.46	3.46	0.59	6.33
		19	-	-	-	-	1.46	1.46	0.21	0.89	2.14	2.14	0.37	2.8	2.81	2.81	0.48	4.48	3.46	3.46	0.59	6.36
		20	-	-	-	-	1.72	1.72	0.28	0.95	2.14	2.14	0.37	2.8	2.82	2.82	0.48	4.49	3.47	3.47	0.59	6.37
6	15	0.56	0.56	0.08	0.31	1.01	1.01	0.14	0.56	1.73	1.73	0.28	0.88	2.41	2.41	0.34	2.44	3.1	3.1	0.44	3.85	
	17	0.56	0.56	0.08	0.31	1.01	1.01	0.14	0.56	1.73	1.73	0.28	0.88	2.41	2.41	0.35	2.45	3.1	3.1	0.44	3.86	
	19	-	-	-	-	1.01	1.01	0.14	0.56	1.74	1.74	0.28	0.89	2.42	2.42	0.35	2.47	3.11	3.11	0.44	3.88	
	20	-	-	-	-	1.01	1.01	0.14	0.57	1.74	1.74	0.28	0.89	2.42	2.42	0.35	2.48	3.11	3.11	0.45	3.89	

**Abbreviations:**

EWT: Enter Water Temp. (°C)      Δt: Temperature Difference (°C)      DB: Dry Bulb Temp. (°C)      WF: Water Flow (m<sup>3</sup>/h)  
 WB: Wet Bulb Temp. (°C)      TC: Total Cooling Capacity (kW)      SC: Sensible Cooling Capacity (kW)      WPD: Water Pressure Drop (kPa)



Continued:

MDKH1-800-R4																						
EWT	ΔT	Indoor temp(W.B.)	Indoor temperature (D.B.)																			
			21				23				25				27				29			
			TC	SC	WF	WPD	TC	SC	WF	WPD	TC	SC	WF	WPD	TC	SC	WF	WPD	TC	SC	WF	WPD
[°C]	[°C]	[°C]	[kW]	[kW]	[m³/h]	[kPa]	[kW]	[kW]	[m³/h]	[kPa]	[kW]	[kW]	[m³/h]	[kPa]	[kW]	[kW]	[m³/h]	[kPa]	[kW]	[kW]	[m³/h]	[kPa]
11	3	15	2.38	2.38	0.68	12.43	3.07	3.07	0.88	19.07	3.74	3.74	1.08	26.91	4.42	4.42	1.27	36	5.09	5.09	1.46	45.68
		17	2.78	2.39	0.8	16.11	3.07	3.04	0.88	19.15	3.75	3.75	1.08	27.03	4.43	4.43	1.28	36.14	5.1	5.1	1.47	45.85
		19	-	-	-	-	4.85	3.1	1.4	42.54	4.83	3.77	1.4	42.26	4.84	4.45	1.4	42.32	5.12	5.1	1.47	46.09
		20	-	-	-	-	5.96	3.11	1.72	60.08	5.93	3.78	1.71	59.56	5.9	4.46	1.7	59.11	5.89	5.13	1.7	58.88
	4	15	2.03	2.03	0.44	5.82	2.71	2.71	0.59	9.52	3.39	3.39	0.73	13.77	4.07	4.07	0.88	18.79	4.74	4.74	1.02	24.43
		17	2.02	1.96	0.44	5.79	2.72	2.72	0.59	9.56	3.4	3.4	0.73	13.83	4.08	4.08	0.88	18.87	4.75	4.75	1.02	24.53
		19	-	-	-	-	3.91	2.73	0.84	17.56	3.91	3.41	0.84	17.6	4.14	4.12	0.89	19.36	4.76	4.76	1.03	24.63
		20	-	-	-	-	5.03	2.75	1.08	27	5	3.43	1.08	26.78	4.99	4.1	1.07	26.66	5.04	4.79	1.09	27.14
	5	15	1.55	1.55	0.27	2.03	2.35	2.35	0.41	5.1	3.04	3.04	0.53	7.86	3.72	3.72	0.64	11.04	4.39	4.39	0.76	14.53
		17	1.55	1.55	0.27	2.04	2.36	2.36	0.41	5.12	3.05	3.05	0.53	7.89	3.73	3.73	0.64	11.09	4.4	4.4	0.76	14.58
		19	-	-	-	-	2.95	2.37	0.51	7.47	3.13	3.09	0.54	8.25	3.74	3.73	0.65	11.13	4.42	4.42	0.76	14.8
		20	-	-	-	-	4.04	2.39	0.69	12.6	4.02	3.06	0.69	12.55	4.08	3.75	0.7	12.82	4.45	4.44	0.77	15.01
6	15	1.21	1.21	0.17	1.07	1.86	1.86	0.27	2.04	2.67	2.67	0.38	4.6	3.36	3.36	0.48	6.75	4.04	4.04	0.58	9.2	
	17	1.21	1.21	0.17	1.07	1.86	1.86	0.27	2.05	2.68	2.68	0.39	4.62	3.37	3.37	0.48	6.77	4.05	4.05	0.58	9.24	
	19	-	-	-	-	1.85	1.82	0.27	2.02	2.69	2.69	0.39	4.64	3.37	3.37	0.48	6.8	4.06	4.06	0.58	9.28	
	20	-	-	-	-	3.01	2.02	0.43	5.62	3.04	2.7	0.44	5.71	3.41	3.4	0.49	6.92	4.06	4.06	0.58	9.3	
13	3	15	1.68	1.68	0.49	6.86	2.37	2.37	0.68	12.15	3.05	3.05	0.88	18.64	3.72	3.72	1.07	26.24	4.39	4.39	1.25	34.45
		17	1.69	1.69	0.49	6.89	2.38	2.38	0.68	12.2	3.06	3.06	0.88	18.71	3.73	3.73	1.07	26.28	4.4	4.4	1.26	34.59
		19	-	-	-	-	2.99	2.4	0.86	17.93	3.12	3.1	0.89	19.32	3.74	3.74	1.07	26.32	4.41	4.41	1.26	34.73
		20	-	-	-	-	4.07	2.4	1.17	30.42	4.06	3.07	1.16	30.2	4.08	3.75	1.17	30.49	4.42	4.4	1.26	34.86
	4	15	1.25	1.25	0.27	2.05	2.01	2.01	0.43	5.58	2.7	2.7	0.58	9.13	3.37	3.37	0.72	13.34	4.05	4.05	0.87	18.39
		17	1.25	1.25	0.27	2.07	2.02	2.02	0.43	5.6	2.7	2.7	0.58	9.17	3.38	3.38	0.72	13.4	4.06	4.06	0.87	18.46
		19	-	-	-	-	2.07	2.06	0.44	5.85	2.71	2.7	0.58	9.2	3.39	3.39	0.73	13.45	4.07	4.07	0.88	18.54
		20	-	-	-	-	3.08	2.04	0.66	11.4	3.1	2.72	0.66	11.53	3.43	3.42	0.73	13.69	4.07	4.07	0.88	18.58
	5	15	0.91	0.91	0.16	0.93	1.56	1.56	0.27	2.04	2.34	2.34	0.4	4.93	3.03	3.03	0.52	7.57	3.7	3.7	0.63	10.63
		17	0.91	0.91	0.16	0.93	1.57	1.57	0.27	2.05	2.35	2.35	0.4	4.95	3.04	3.04	0.52	7.6	3.71	3.71	0.64	10.67
		19	-	-	-	-	1.57	1.57	0.27	2.07	2.37	2.37	0.4	4.97	3.04	3.04	0.52	7.63	3.72	3.72	0.64	10.72
		20	-	-	-	-	1.96	1.65	0.34	3.44	2.37	2.34	0.41	5.01	3.04	3.04	0.52	7.65	3.73	3.73	0.64	10.75
6	15	0.65	0.65	0.09	0.53	1.2	1.2	0.17	1	1.89	1.89	0.27	2.08	2.67	2.67	0.38	4.48	3.35	3.35	0.48	6.57	
	17	0.65	0.65	0.09	0.54	1.2	1.2	0.17	1.01	1.89	1.89	0.27	2.09	2.68	2.68	0.38	4.5	3.36	3.36	0.48	6.6	
	19	-	-	-	-	1.2	1.2	0.17	1.01	1.9	1.9	0.27	2.1	2.68	2.68	0.38	4.52	3.37	3.37	0.48	6.63	
	20	-	-	-	-	1.21	1.21	0.17	1.01	1.9	1.9	0.27	2.11	2.68	2.68	0.38	4.53	3.38	3.38	0.48	6.65	

**Abbreviations:**

EWT: Enter Water Temp. (°C)      Δt: Temperature Difference (°C)      DB: Dry Bulb Temp. (°C)      WF: Water Flow (m³/h)  
 WB: Wet Bulb Temp. (°C)      TC: Total Cooling Capacity (kW)      SC: Sensible Cooling Capacity (kW)      WPD: Water Pressure Drop (kPa)





Continued:

MDKH2(3)-150-R4																						
EWT	ΔT	Indoor temp(W.B.)	Indoor temperature (D.B.)																			
			21				23				25				27				29			
			TC	SC	WF	WPD	TC	SC	WF	WPD	TC	SC	WF	WPD	TC	SC	WF	WPD	TC	SC	WF	WPD
[°C]	[°C]	[°C]	[kW]	[kW]	[m <sup>3</sup> /h]	[kPa]	[kW]	[kW]	[m <sup>3</sup> /h]	[kPa]	[kW]	[kW]	[m <sup>3</sup> /h]	[kPa]	[kW]	[kW]	[m <sup>3</sup> /h]	[kPa]	[kW]	[kW]	[m <sup>3</sup> /h]	[kPa]
11	3	15	0.62	0.62	0.18	7.23	0.79	0.79	0.23	11.04	0.97	0.97	0.28	15.5	1.15	1.15	0.33	20.59	1.32	1.32	0.38	26.28
		17	0.73	0.62	0.21	9.43	0.8	0.78	0.23	11.06	0.98	0.98	0.28	15.57	1.15	1.15	0.33	20.69	1.33	1.33	0.38	26.42
		19	-	-	-	-	1.27	0.81	0.36	24.3	1.26	0.98	0.36	24.16	1.26	1.16	0.36	24.01	1.33	1.32	0.38	26.53
		20	-	-	-	-	1.56	0.81	0.45	34.91	1.55	0.99	0.45	34.71	1.55	1.16	0.45	34.52	1.54	1.34	0.44	34.3
	4	15	0.53	0.53	0.11	3.15	0.7	0.7	0.15	5.53	0.88	0.88	0.19	8.04	1.06	1.06	0.23	10.94	1.23	1.23	0.27	14.06
		17	0.52	0.45	0.11	3.03	0.71	0.71	0.15	5.55	0.88	0.88	0.19	8.07	1.06	1.06	0.23	10.99	1.24	1.24	0.27	14.12
		19	-	-	-	-	1.03	0.71	0.22	10.38	1.02	0.89	0.22	10.32	1.06	0.99	0.23	10.93	1.24	1.24	0.27	14.2
		20	-	-	-	-	1.31	0.72	0.28	15.66	1.31	0.9	0.28	15.59	1.3	1.07	0.28	15.45	1.3	1.26	0.28	15.45
	5	15	0.44	0.44	0.08	1.34	0.62	0.62	0.11	2.66	0.78	0.78	0.14	4.57	0.97	0.97	0.17	6.39	1.14	1.14	0.2	8.45
		17	0.44	0.44	0.08	1.35	0.62	0.62	0.11	2.68	0.79	0.79	0.14	4.59	0.98	0.98	0.17	6.42	1.15	1.15	0.2	8.49
		19	-	-	-	-	0.78	0.62	0.13	4.44	0.79	0.74	0.14	4.57	0.97	0.97	0.17	6.45	1.15	1.15	0.2	8.53
		20	-	-	-	-	1.06	0.63	0.18	7.52	1.06	0.8	0.18	7.48	1.06	0.99	0.18	7.45	1.15	1.13	0.2	8.55
6	15	0.35	0.35	0.05	0.8	0.53	0.53	0.08	1.32	0.7	0.7	0.1	2.36	0.88	0.88	0.13	3.93	1.05	1.05	0.15	5.31	
	17	0.35	0.35	0.05	0.8	0.53	0.53	0.08	1.33	0.7	0.7	0.1	2.38	0.87	0.87	0.13	3.95	1.05	1.05	0.15	5.34	
	19	-	-	-	-	0.53	0.48	0.08	1.32	0.7	0.7	0.1	2.39	0.88	0.88	0.13	3.97	1.05	1.05	0.15	5.36	
	20	-	-	-	-	0.81	0.53	0.12	3.33	0.8	0.71	0.12	3.29	0.88	0.82	0.13	3.94	1.06	1.06	0.15	5.38	
13	3	15	0.44	0.44	0.13	3.97	0.62	0.62	0.18	7.02	0.8	0.8	0.23	10.72	0.97	0.97	0.28	15.1	1.14	1.14	0.33	20.03
		17	0.44	0.44	0.13	3.99	0.62	0.62	0.18	7.05	0.79	0.79	0.23	10.77	0.97	0.97	0.28	15.17	1.14	1.14	0.33	20.12
		19	-	-	-	-	0.78	0.62	0.22	10.44	0.8	0.74	0.23	10.82	0.97	0.97	0.28	15.25	1.15	1.15	0.33	20.22
		20	-	-	-	-	1.07	0.63	0.31	17.83	1.06	0.8	0.3	17.7	1.06	0.98	0.3	17.61	1.15	1.14	0.33	20.3
	4	15	0.35	0.35	0.08	1.31	0.53	0.53	0.11	3.13	0.7	0.7	0.15	5.27	0.88	0.88	0.19	7.69	1.05	1.05	0.22	10.45
		17	0.35	0.35	0.08	1.32	0.53	0.53	0.11	3.15	0.7	0.7	0.15	5.3	0.88	0.88	0.19	7.72	1.05	1.05	0.23	10.5
		19	-	-	-	-	0.53	0.51	0.11	3.15	0.7	0.7	0.15	5.32	0.88	0.88	0.19	7.76	1.06	1.06	0.23	10.55
		20	-	-	-	-	0.81	0.53	0.17	6.71	0.8	0.71	0.17	6.65	0.88	0.83	0.19	7.72	1.06	1.06	0.23	10.58
	5	15	0.26	0.26	0.04	0.69	0.44	0.44	0.07	1.29	0.61	0.61	0.1	2.62	0.78	0.78	0.13	4.38	0.96	0.96	0.16	6.12
		17	0.26	0.26	0.05	0.69	0.44	0.44	0.08	1.29	0.61	0.61	0.11	2.64	0.78	0.78	0.14	4.4	0.96	0.96	0.16	6.15
		19	-	-	-	-	0.44	0.44	0.08	1.3	0.61	0.61	0.11	2.65	0.79	0.79	0.14	4.42	0.96	0.96	0.17	6.18
		20	-	-	-	-	0.55	0.45	0.09	2	0.6	0.54	0.1	2.57	0.79	0.79	0.14	4.43	0.97	0.97	0.17	6.19
6	15	0.17	0.17	0.02	0.37	0.35	0.35	0.05	0.75	0.52	0.52	0.07	1.27	0.7	0.7	0.1	2.33	0.87	0.87	0.12	3.79	
	17	0.17	0.17	0.03	0.38	0.35	0.35	0.05	0.75	0.52	0.52	0.07	1.28	0.7	0.7	0.1	2.34	0.87	0.87	0.12	3.81	
	19	-	-	-	-	0.35	0.35	0.05	0.75	0.52	0.52	0.08	1.28	0.7	0.7	0.1	2.36	0.87	0.87	0.12	3.83	
	20	-	-	-	-	0.34	0.26	0.05	0.74	0.53	0.53	0.08	1.29	0.7	0.7	0.1	2.37	0.87	0.87	0.13	3.84	

**Abbreviations:**

EWT: Enter Water Temp. (°C)      Δt: Temperature Difference (°C)      DB: Dry Bulb Temp. (°C)      WF: Water Flow (m<sup>3</sup>/h)  
 WB: Wet Bulb Temp. (°C)      TC: Total Cooling Capacity (kW)      SC: Sensible Cooling Capacity (kW)      WPD: Water Pressure Drop (kPa)

MDKH2(3)-250-R4																						
EWT	ΔT	Indoor temp(W.B.)	Indoor temperature (D.B.)																			
			21				23				25				27				29			
			TC	SC	WF	WPD	TC	SC	WF	WPD	TC	SC	WF	WPD	TC	SC	WF	WPD	TC	SC	WF	WPD
[°C]	[°C]	[°C]	[kW]	[kW]	[m³/h]	[kPa]	[kW]	[kW]	[m³/h]	[kPa]	[kW]	[kW]	[m³/h]	[kPa]	[kW]	[kW]	[m³/h]	[kPa]	[kW]	[kW]	[m³/h]	[kPa]
5	3	15	2.33	1.83	0.67	36.33	2.33	2.11	0.67	36.37	2.39	2.38	0.68	37.86	2.68	2.68	0.77	46.62	2.95	2.95	0.84	54.57
		17	3.16	1.85	0.91	62.18	3.15	2.13	0.91	61.77	3.13	2.41	0.9	61.35	3.11	2.68	0.89	59.96	3.11	2.96	0.89	59.67
		19	-	-	-	-	4.02	2.14	1.15	93.78	4.01	2.42	1.15	93.49	4	2.71	1.15	93.41	3.99	2.98	1.15	93.42
		20	-	-	-	-	4.5	2.15	1.3	115.99	4.48	2.43	1.3	115.45	4.48	2.72	1.3	114.84	4.46	2.99	1.29	114.24
	4	15	2.01	1.68	0.43	17.31	2.01	1.96	0.43	17.31	2.24	2.24	0.48	20.8	2.52	2.52	0.54	25.14	2.8	2.8	0.6	30.13
		17	2.82	1.69	0.6	30.56	2.81	1.97	0.6	30.34	2.8	2.25	0.6	30.12	2.79	2.53	0.6	29.94	2.81	2.8	0.6	30.3
		19	-	-	-	-	3.69	1.99	0.79	48.63	3.68	2.27	0.79	48.34	3.67	2.55	0.79	48.04	3.66	2.83	0.78	47.74
		20	-	-	-	-	4.17	2	0.9	60.57	4.16	2.28	0.9	60.24	4.14	2.56	0.89	59.91	4.13	2.84	0.89	59.2
	5	15	1.67	1.53	0.29	8.5	1.81	1.81	0.31	9.73	2.09	2.09	0.36	12.44	2.37	2.37	0.41	15.53	2.65	2.65	0.46	18.76
		17	2.49	1.55	0.43	16.88	2.48	1.82	0.43	16.75	2.47	2.1	0.43	16.64	2.47	2.38	0.42	16.63	2.66	2.66	0.46	18.83
		19	-	-	-	-	3.36	1.84	0.58	27.87	3.34	2.12	0.57	27.68	3.33	2.39	0.57	27.5	3.32	2.67	0.57	27.31
		20	-	-	-	-	3.83	1.85	0.66	35.21	3.82	2.13	0.66	35.01	3.8	2.41	0.66	34.82	3.79	2.68	0.65	34.6
6	15	1.34	1.33	0.19	3.85	1.65	1.65	0.24	6.15	1.94	1.94	0.28	8.05	2.22	2.22	0.32	10.12	2.5	2.5	0.36	12.36	
	17	2.13	1.39	0.31	9.49	2.13	1.67	0.3	9.41	2.12	1.94	0.3	9.38	2.22	2.21	0.32	10.14	2.5	2.5	0.36	12.41	
	19	-	-	-	-	3	1.68	0.43	16.78	2.99	1.96	0.43	16.66	2.98	2.24	0.43	16.54	2.97	2.51	0.42	16.45	
	20	-	-	-	-	3.47	1.69	0.5	21.52	3.46	1.97	0.49	21.38	3.45	2.25	0.49	21.24	3.43	2.53	0.49	21.1	
7	3	15	1.7	1.54	0.49	20.84	1.82	1.82	0.52	23.44	2.1	2.1	0.61	30.44	2.38	2.38	0.69	37.71	2.66	2.66	0.76	45.02
		17	2.5	1.55	0.72	40.64	2.49	1.83	0.72	40.42	2.49	2.11	0.72	40.42	2.48	2.39	0.72	40.49	2.66	2.66	0.76	45.19
		19	-	-	-	-	3.38	1.85	0.98	68.85	3.37	2.13	0.97	68.4	3.35	2.4	0.97	67.93	3.34	2.68	0.96	67.48
		20	-	-	-	-	3.85	1.85	1.12	87.22	3.84	2.14	1.11	86.74	3.82	2.42	1.11	86.19	3.81	2.69	1.11	85.63
	4	15	1.39	1.37	0.3	9.09	1.67	1.67	0.36	12.47	1.95	1.95	0.42	16.07	2.23	2.23	0.48	20.14	2.51	2.51	0.54	24.64
		17	2.16	1.4	0.46	19.09	2.15	1.68	0.46	18.95	2.14	1.96	0.46	18.87	2.23	2.22	0.48	20.18	2.51	2.51	0.54	24.73
		19	-	-	-	-	3.03	1.7	0.66	34.53	3.02	1.98	0.65	34.29	3.01	2.25	0.65	34.05	3	2.53	0.65	33.84
		20	-	-	-	-	3.5	1.7	0.76	44.2	3.49	1.98	0.75	43.94	3.47	2.26	0.75	43.64	3.46	2.54	0.75	43.34
	5	15	1.23	1.23	0.21	4.98	1.52	1.52	0.26	7.24	1.8	1.8	0.31	9.62	2.08	2.08	0.36	12.17	2.36	2.36	0.4	15.06
		17	1.81	1.25	0.31	9.67	1.8	1.53	0.31	9.61	1.82	1.81	0.31	9.78	2.08	2.08	0.36	12.22	2.36	2.36	0.41	15.12
		19	-	-	-	-	2.67	1.54	0.46	18.62	2.66	1.82	0.46	18.49	3.05	2.23	0.52	26.71	2.64	2.37	0.45	18.28
		20	-	-	-	-	3.14	1.55	0.54	24.51	3.12	1.83	0.54	24.35	3.11	2.11	0.53	24.17	3.1	2.38	0.53	24.01
6	15	1.02	1.02	0.15	2.15	1.35	1.35	0.19	4.07	1.65	1.65	0.24	6.02	1.93	1.93	0.28	7.86	2.21	2.21	0.32	9.87	
	17	1.4	1.08	0.2	4.4	1.39	1.36	0.2	4.38	1.65	1.65	0.24	6.05	1.94	1.94	0.28	7.89	2.21	2.21	0.32	9.91	
	19	-	-	-	-	2.3	1.39	0.33	10.58	2.29	1.67	0.33	10.5	2.28	1.95	0.33	10.45	2.29	2.22	0.33	10.5	
	20	-	-	-	-	2.76	1.4	0.4	14.4	2.75	1.68	0.39	14.29	2.74	1.95	0.39	14.18	2.73	2.23	0.39	14.1	
9	3	15	1.25	1.25	0.36	12.12	1.53	1.53	0.44	17.1	1.81	1.81	0.52	22.76	2.09	2.09	0.6	29.51	2.36	2.36	0.68	36.06
		17	1.83	1.26	0.52	23.15	1.82	1.54	0.52	22.99	1.83	1.82	0.52	23.29	2.09	2.09	0.6	29.62	2.37	2.37	0.68	36.2
		19	-	-	-	-	2.69	1.55	0.78	45.77	2.68	1.83	0.77	45.43	2.67	2.11	0.77	45.12	2.66	2.38	0.77	44.87
		20	-	-	-	-	3.15	1.56	0.9	59.32	3.14	1.83	0.9	58.9	3.12	2.11	0.9	58.47	3.11	2.39	0.89	58.07
	4	15	1.1	1.1	0.24	6.01	1.38	1.38	0.3	8.84	1.66	1.66	0.36	11.99	1.94	1.94	0.42	15.69	2.22	2.22	0.48	19.79
		17	1.47	1.11	0.32	9.74	1.47	1.39	0.32	9.77	1.66	1.66	0.36	12.04	1.95	1.95	0.42	15.75	2.22	2.22	0.48	19.87
		19	-	-	-	-	2.32	1.4	0.5	21.32	2.31	1.68	0.5	21.16	2.31	1.95	0.5	21.04	2.31	2.23	0.5	21.12
		20	-	-	-	-	2.78	1.41	0.6	28.89	2.77	1.68	0.59	28.66	2.76	1.96	0.59	28.46	2.75	2.24	0.59	28.27
	5	15	0.91	0.91	0.16	2.52	1.23	1.23	0.21	4.92	1.51	1.51	0.26	6.99	1.79	1.79	0.31	9.29	2.07	2.07	0.36	11.85
		17	1.01	0.93	0.17	3.18	1.23	1.23	0.21	4.94	1.52	1.52	0.26	7.02	1.8	1.8	0.31	9.33	2.07	2.07	0.36	11.9
		19	-	-	-	-	1.94	1.25	0.33	10.66	1.94	1.53	0.33	10.59	1.94	1.8	0.33	10.6	2.08	2.07	0.36	11.93
		20	-	-	-	-	2.41	1.26	0.41	15.31	2.4	1.54	0.41	15.2	2.39	1.81	0.41	15.08	2.38	2.09	0.41	15.02
6	15	0.75	0.75	0.11	1.26	1.03	1.03	0.15	2.23	1.36	1.36	0.19	4.19	1.64	1.64	0.24	5.9	1.92	1.92	0.28	7.67	
	17	0.75	0.75	0.11	1.27	1.04	1.04	0.15	2.25	1.36	1.36	0.2	4.21	1.65	1.65	0.24	5.92	1.93	1.93	0.28	7.7	
	19	-	-	-	-	1.54	1.1	0.22	5.3	1.54	1.37	0.22	5.29	1.65	1.62	0.24	5.91	1.93	1.93	0.28	7.74	
	20	-	-	-	-	2.01	1.11	0.29	8.31	2	1.39	0.29	8.23	2	1.66	0.29	8.19	2.01	1.94	0.29	8.27	

Continued:

MDKH2(3)-250-R4																						
EWT	ΔT	Indoor temp(W.B.)	Indoor temperature (D.B.)																			
			21				23				25				27				29			
			TC	SC	WF	WPD	TC	SC	WF	WPD	TC	SC	WF	WPD	TC	SC	WF	WPD	TC	SC	WF	WPD
[°C]	[°C]	[°C]	[kW]	[kW]	[m <sup>3</sup> /h]	[kPa]	[kW]	[kW]	[m <sup>3</sup> /h]	[kPa]	[kW]	[kW]	[m <sup>3</sup> /h]	[kPa]	[kW]	[kW]	[m <sup>3</sup> /h]	[kPa]	[kW]	[kW]	[m <sup>3</sup> /h]	[kPa]
11	3	15	0.97	0.97	0.28	7.77	1.25	1.25	0.36	11.94	1.52	1.52	0.44	16.81	1.8	1.8	0.52	22.36	2.08	2.08	0.6	28.76
		17	1.12	0.97	0.32	9.91	1.25	1.24	0.36	11.97	1.53	1.53	0.44	16.88	1.81	1.81	0.52	22.45	2.08	2.08	0.6	28.88
		19	-	-	-	-	1.96	1.26	0.56	25.97	1.96	1.53	0.56	25.78	1.95	1.81	0.56	25.73	2.09	2.08	0.6	28.98
		20	-	-	-	-	2.43	1.27	0.7	37.94	2.42	1.54	0.7	37.63	2.41	1.82	0.7	37.34	2.4	2.09	0.69	36.81
	4	15	0.81	0.81	0.17	3.24	1.1	1.1	0.24	5.94	1.38	1.38	0.3	8.7	1.66	1.66	0.36	11.89	1.93	1.93	0.42	15.29
		17	0.8	0.79	0.17	3.2	1.1	1.1	0.24	5.96	1.38	1.38	0.3	8.73	1.66	1.66	0.36	11.94	1.93	1.93	0.42	15.35
		19	-	-	-	-	1.58	1.11	0.34	10.99	1.58	1.39	0.34	10.96	1.66	1.64	0.36	11.95	1.94	1.94	0.42	15.42
		20	-	-	-	-	2.03	1.12	0.44	16.71	2.02	1.39	0.44	16.58	2.02	1.67	0.43	16.49	2.03	1.95	0.44	16.62
	5	15	0.62	0.62	0.11	1.25	0.93	0.93	0.16	2.67	1.23	1.23	0.21	4.9	1.51	1.51	0.26	6.9	1.78	1.78	0.31	9.18
		17	0.62	0.62	0.11	1.25	0.93	0.93	0.16	2.69	1.23	1.23	0.21	4.92	1.51	1.51	0.26	6.93	1.79	1.79	0.31	9.21
		19	-	-	-	-	1.17	0.96	0.2	4.48	1.22	1.19	0.21	4.85	1.52	1.52	0.26	6.96	1.79	1.79	0.31	9.25
		20	-	-	-	-	1.63	0.97	0.28	7.89	1.63	1.24	0.28	7.83	1.63	1.52	0.28	7.87	1.8	1.79	0.31	9.27
6	15	0.51	0.51	0.07	0.8	0.75	0.75	0.11	1.23	1.05	1.05	0.15	2.33	1.36	1.36	0.2	4.21	1.63	1.63	0.23	5.74	
	17	0.51	0.51	0.07	0.8	0.75	0.75	0.11	1.24	1.05	1.05	0.15	2.35	1.36	1.36	0.2	4.22	1.64	1.64	0.23	5.77	
	19	-	-	-	-	0.75	0.75	0.11	1.24	1.05	1.05	0.15	2.36	1.36	1.36	0.2	4.24	1.64	1.64	0.24	5.79	
	20	-	-	-	-	1.13	0.79	0.16	2.82	1.13	1.07	0.16	2.78	1.36	1.35	0.2	4.25	1.64	1.64	0.24	5.8	
13	3	15	0.68	0.68	0.2	4.25	0.96	0.96	0.28	7.6	1.24	1.24	0.36	11.65	1.52	1.52	0.44	16.43	1.79	1.79	0.51	21.84
		17	0.68	0.68	0.2	4.27	0.96	0.96	0.28	7.63	1.24	1.24	0.36	11.7	1.52	1.52	0.44	16.49	1.79	1.79	0.52	21.93
		19	-	-	-	-	1.2	0.97	0.35	11.06	1.25	1.23	0.36	11.75	1.52	1.52	0.44	16.56	1.8	1.8	0.52	22.02
		20	-	-	-	-	1.65	0.98	0.47	19.03	1.65	1.25	0.47	18.91	1.65	1.53	0.47	18.94	1.79	1.78	0.52	22.03
	4	15	0.5	0.5	0.11	1.22	0.81	0.81	0.17	3.32	1.09	1.09	0.23	5.69	1.37	1.37	0.29	8.34	1.65	1.65	0.35	11.38
		17	0.5	0.5	0.11	1.22	0.81	0.81	0.17	3.34	1.09	1.09	0.23	5.72	1.37	1.37	0.29	8.38	1.65	1.65	0.35	11.43
		19	-	-	-	-	0.8	0.75	0.17	3.19	1.1	1.1	0.23	5.74	1.37	1.37	0.29	8.41	1.65	1.65	0.35	11.48
		20	-	-	-	-	1.23	0.83	0.26	6.98	1.23	1.1	0.26	7	1.38	1.36	0.29	8.41	1.66	1.66	0.35	11.5
	5	15	0.39	0.39	0.07	0.7	0.62	0.62	0.11	1.19	0.93	0.93	0.16	2.7	1.22	1.22	0.21	4.72	1.5	1.5	0.26	6.65
		17	0.39	0.39	0.07	0.7	0.62	0.62	0.11	1.2	0.93	0.93	0.16	2.72	1.23	1.23	0.21	4.74	1.5	1.5	0.26	6.67
		19	-	-	-	-	0.62	0.62	0.11	1.2	0.94	0.94	0.16	2.74	1.23	1.23	0.21	4.76	1.51	1.51	0.26	6.7
		20	-	-	-	-	0.64	0.63	0.11	1.26	0.94	0.94	0.16	2.75	1.23	1.23	0.21	4.77	1.51	1.51	0.26	6.72
6	15	0.27	0.27	0.04	0.4	0.51	0.51	0.07	0.75	0.74	0.74	0.11	1.19	1.05	1.05	0.15	2.37	1.35	1.35	0.19	4.09	
	17	0.27	0.27	0.04	0.4	0.51	0.51	0.07	0.75	0.75	0.75	0.11	1.19	1.06	1.06	0.15	2.39	1.36	1.36	0.19	4.11	
	19	-	-	-	-	0.51	0.51	0.07	0.75	0.75	0.75	0.11	1.2	1.06	1.06	0.15	2.4	1.36	1.36	0.19	4.12	
	20	-	-	-	-	0.51	0.51	0.07	0.76	0.75	0.75	0.11	1.2	1.06	1.06	0.15	2.41	1.36	1.36	0.19	4.13	

**Abbreviations:**

EWT: Enter Water Temp. (°C)      Δt: Temperature Difference (°C)      DB: Dry Bulb Temp. (°C)      WF: Water Flow (m<sup>3</sup>/h)  
 WB: Wet Bulb Temp. (°C)      TC: Total Cooling Capacity (kW)      SC: Sensible Cooling Capacity (kW)      WPD: Water Pressure Drop (kPa)

MDKH2(3)-350-R4																						
EWT	ΔT	Indoor temp(W.B.)	Indoor temperature (D.B.)																			
			21				23				25				27				29			
			TC	SC	WF	WPD	TC	SC	WF	WPD	TC	SC	WF	WPD	TC	SC	WF	WPD	TC	SC	WF	WPD
[°C]	[°C]	[°C]	[kW]	[kW]	[m³/h]	[kPa]	[kW]	[kW]	[m³/h]	[kPa]	[kW]	[kW]	[m³/h]	[kPa]	[kW]	[kW]	[m³/h]	[kPa]	[kW]	[kW]	[m³/h]	[kPa]
5	3	15	3.42	2.68	0.98	42.41	3.41	3.09	0.98	42.23	3.49	3.45	1	43.81	3.9	3.9	1.12	53.23	4.31	4.31	1.24	64.24
		17	4.61	2.71	1.33	72.19	4.6	3.11	1.33	71.77	4.57	3.52	1.31	70.28	4.56	3.92	1.31	69.88	4.55	4.32	1.3	69.64
		19	-	-	-	-	5.89	3.14	1.71	111.11	5.87	3.55	1.7	110.51	5.84	3.95	1.69	109.29	5.83	4.36	1.68	108.39
		20	-	-	-	-	6.57	3.15	1.91	134.97	6.54	3.55	1.9	133.84	6.53	3.97	1.89	133.14	6.51	4.37	1.89	132.26
	4	15	2.97	2.47	0.64	20.33	2.97	2.88	0.64	20.35	3.28	3.28	0.7	23.82	3.68	3.68	0.79	29.15	4.09	4.09	0.88	34.94
		17	4.14	2.49	0.89	35.67	4.12	2.89	0.88	35.45	4.11	3.3	0.88	35.26	4.1	3.7	0.88	35.1	4.12	4.12	0.88	35.42
		19	-	-	-	-	5.41	2.92	1.16	56.88	5.39	3.32	1.16	56.56	5.37	3.73	1.16	56.25	5.36	4.13	1.15	55.94
		20	-	-	-	-	6.09	2.93	1.31	69.5	6.07	3.33	1.3	69.13	6.05	3.74	1.3	68.76	6.03	4.15	1.29	68.39
	5	15	2.49	2.25	0.43	10.19	2.66	2.65	0.45	11.33	3.07	3.07	0.53	14.58	3.47	3.47	0.6	18	3.87	3.87	0.66	21.52
		17	3.66	2.27	0.63	19.75	3.65	2.68	0.63	19.64	3.64	3.08	0.63	19.55	3.64	3.48	0.63	19.55	3.88	3.88	0.66	21.61
		19	-	-	-	-	4.93	2.7	0.85	32.8	4.91	3.1	0.85	32.61	4.9	3.51	0.84	32.43	4.88	3.91	0.84	32.26
		20	-	-	-	-	5.59	2.7	0.96	40.49	5.58	3.11	0.96	40.42	5.57	3.52	0.96	40.46	5.55	3.93	0.96	40.26
6	15	2.01	1.97	0.29	5.1	2.44	2.44	0.35	7.24	2.85	2.85	0.41	9.38	3.25	3.25	0.47	11.74	3.66	3.66	0.52	14.33	
	17	3.17	2.05	0.45	11.24	3.16	2.45	0.45	11.18	3.15	2.86	0.45	11.15	3.25	3.22	0.47	11.76	3.67	3.67	0.53	14.39	
	19	-	-	-	-	4.42	2.48	0.63	19.65	4.4	2.88	0.63	19.53	4.39	3.28	0.63	19.43	4.38	3.68	0.63	19.34	
	20	-	-	-	-	5.1	2.49	0.73	25.08	5.08	2.89	0.73	24.94	5.06	3.3	0.72	24.8	5.05	3.7	0.72	24.67	
7	3	15	2.5	2.25	0.72	24.47	2.66	2.65	0.76	27.15	3.07	3.07	0.89	35.21	3.47	3.47	1	43.01	3.87	3.87	1.11	52.15
		17	3.66	2.27	1.05	47.28	3.65	2.68	1.05	47	3.64	3.07	1.04	46.72	3.64	3.48	1.04	46.67	3.88	3.88	1.12	52.4
		19	-	-	-	-	4.93	2.7	1.42	79.91	4.91	3.1	1.42	79.43	4.9	3.51	1.41	78.96	4.88	3.91	1.41	78.52
		20	-	-	-	-	5.61	2.71	1.63	100.66	5.59	3.12	1.62	100.4	5.58	3.53	1.62	99.9	5.56	3.93	1.61	99.36
	4	15	2.05	2.04	0.44	10.74	2.45	2.45	0.53	14.45	2.85	2.85	0.61	18.56	3.25	3.25	0.7	23.31	3.66	3.66	0.79	28.82
		17	3.18	2.05	0.68	22.34	3.17	2.46	0.68	22.22	3.16	2.86	0.68	22.16	3.26	3.23	0.7	23.35	3.67	3.67	0.79	28.95
		19	-	-	-	-	4.44	2.48	0.96	40.13	4.42	2.89	0.96	39.89	4.4	3.29	0.95	39.14	4.39	3.69	0.94	38.95
		20	-	-	-	-	5.11	2.49	1.1	51.09	5.09	2.9	1.1	50.9	5.08	3.3	1.1	50.61	5.06	3.71	1.09	50.34
	5	15	1.82	1.82	0.31	5.97	2.23	2.23	0.39	8.42	2.64	2.64	0.45	11.1	3.04	3.04	0.52	14.09	3.44	3.44	0.59	17.42
		17	2.67	1.84	0.46	11.37	2.67	2.24	0.46	11.32	2.69	2.66	0.46	11.43	3.05	3.05	0.52	14.15	3.45	3.45	0.59	17.49
		19	-	-	-	-	3.92	2.26	0.67	21.73	3.91	2.67	0.67	21.61	4.2	3.05	0.72	41.15	3.89	3.47	0.67	21.42
		20	-	-	-	-	4.6	2.28	0.79	28.82	4.59	2.68	0.79	28.65	4.57	3.09	0.79	28.48	4.56	3.49	0.79	28.33
6	15	1.58	1.58	0.23	2.97	2.01	2.01	0.29	5.13	2.42	2.42	0.35	7.03	2.83	2.83	0.41	9.12	3.23	3.23	0.46	11.43	
	17	2.15	1.62	0.31	5.74	2.15	2.03	0.31	5.75	2.43	2.43	0.35	7.06	2.84	2.84	0.41	9.16	3.24	3.24	0.46	11.48	
	19	-	-	-	-	3.39	2.05	0.49	12.38	3.38	2.45	0.48	12.31	3.38	2.85	0.48	12.27	3.39	3.26	0.49	12.35	
	20	-	-	-	-	4.07	2.06	0.58	16.91	4.06	2.46	0.58	16.8	4.04	2.86	0.58	16.71	4.03	3.26	0.58	16.63	
9	3	15	1.83	1.83	0.52	14.05	2.24	2.24	0.64	19.77	2.64	2.64	0.76	26.7	3.04	3.04	0.87	33.58	3.45	3.45	0.99	42.28
		17	2.69	1.84	0.78	27.54	2.69	2.25	0.77	27.41	2.7	2.67	0.78	27.68	3.05	3.05	0.87	33.73	3.46	3.46	1	42.46
		19	-	-	-	-	3.93	2.27	1.13	53.02	3.92	2.67	1.13	52.69	3.91	3.07	1.13	52.4	3.9	3.47	1.12	52.19
		20	-	-	-	-	4.59	2.27	1.32	68.73	4.58	2.68	1.31	68.32	4.56	3.08	1.31	67.93	4.55	3.48	1.3	67.56
	4	15	1.62	1.62	0.35	7.02	2.02	2.02	0.44	10.24	2.43	2.43	0.52	13.86	2.84	2.84	0.61	18.22	3.23	3.23	0.7	22.71
		17	2.17	1.63	0.47	11.52	2.18	2.04	0.47	11.55	2.43	2.43	0.52	13.92	2.84	2.84	0.61	18.3	3.24	3.24	0.7	22.94
		19	-	-	-	-	3.41	2.05	0.74	24.99	3.4	2.45	0.73	24.85	3.39	2.86	0.73	24.75	3.4	3.26	0.73	24.84
		20	-	-	-	-	4.07	2.06	0.87	33.57	4.05	2.46	0.87	33.36	4.04	2.86	0.87	33.17	4.03	3.26	0.86	32.99
	5	15	1.4	1.4	0.24	3.43	1.82	1.82	0.31	5.78	2.22	2.22	0.38	8.1	2.62	2.62	0.45	10.74	3.02	3.02	0.52	13.68
		17	1.63	1.41	0.28	4.81	1.82	1.79	0.31	5.79	2.22	2.22	0.38	8.14	2.63	2.63	0.45	10.79	3.03	3.03	0.52	13.74
		19	-	-	-	-	2.87	1.84	0.49	12.54	2.86	2.24	0.49	12.48	2.87	2.64	0.49	12.5	3.04	3.02	0.52	13.82
		20	-	-	-	-	3.53	1.85	0.61	17.86	3.52	2.25	0.6	17.76	3.51	2.65	0.6	17.66	3.5	3.05	0.6	17.6
6	15	1.15	1.15	0.16	1.56	1.59	1.59	0.23	3.06	2	2	0.29	5.03	2.41	2.41	0.35	6.84	2.81	2.81	0.4	8.88	
	17	1.15	1.14	0.16	1.56	1.59	1.59	0.23	3.08	2.01	2.01	0.29	5.05	2.42	2.42	0.35	6.87	2.82	2.82	0.4	8.91	
	19	-	-	-	-	2.32	1.62	0.33	6.4	2.32	2.02	0.33	6.39	2.42	2.38	0.35	6.9	2.82	2.82	0.41	8.95	
	20	-	-	-	-	2.98	1.63	0.43	9.79	2.97	2.03	0.43	9.73	2.96	2.43	0.43	9.7	2.98	2.85	0.43	9.8	

Continued:

MDKH2(3)-350-R4																						
EWT	ΔT	Indoor temp(W.B.)	Indoor temperature (D.B.)																			
			21				23				25				27				29			
			TC	SC	WF	WPD	TC	SC	WF	WPD	TC	SC	WF	WPD	TC	SC	WF	WPD	TC	SC	WF	WPD
[°C]	[°C]	[°C]	[kW]	[kW]	[m <sup>3</sup> /h]	[kPa]	[kW]	[kW]	[m <sup>3</sup> /h]	[kPa]	[kW]	[kW]	[m <sup>3</sup> /h]	[kPa]	[kW]	[kW]	[m <sup>3</sup> /h]	[kPa]	[kW]	[kW]	[m <sup>3</sup> /h]	[kPa]
11	3	15	1.42	1.42	0.41	9	1.82	1.82	0.52	13.78	2.22	2.22	0.64	19.39	2.62	2.62	0.75	25.78	3.02	3.02	0.87	33.17
		17	1.65	1.42	0.47	11.7	1.82	1.79	0.52	13.81	2.23	2.23	0.64	19.48	2.63	2.63	0.76	25.9	3.03	3.03	0.87	33.31
		19	-	-	-	-	2.88	1.84	0.83	30.47	2.87	2.24	0.83	30.31	2.87	2.64	0.83	30.27	3.04	3.01	0.88	33.43
		20	-	-	-	-	3.53	1.85	1.02	43.11	3.52	2.25	1.01	42.83	3.51	2.65	1.01	42.59	3.5	3.05	1.01	42.5
	4	15	1.2	1.2	0.26	4.19	1.61	1.61	0.35	6.89	2.01	2.01	0.43	10.05	2.41	2.41	0.52	13.55	2.81	2.81	0.61	17.61
		17	1.19	1.1	0.26	4.06	1.61	1.61	0.35	6.92	2.02	2.02	0.44	10.1	2.42	2.42	0.52	13.61	2.82	2.82	0.61	17.69
		19	-	-	-	-	2.33	1.62	0.5	12.82	2.33	2.03	0.5	12.84	2.43	2.39	0.52	13.7	2.82	2.82	0.61	17.77
		20	-	-	-	-	2.98	1.64	0.64	19.47	2.97	2.04	0.64	19.36	2.96	2.43	0.64	19.28	2.98	2.85	0.64	19.43
	5	15	0.96	0.96	0.17	1.55	1.4	1.4	0.24	3.56	1.81	1.81	0.31	5.69	2.2	2.2	0.38	7.98	2.6	2.6	0.45	10.58
		17	0.96	0.96	0.17	1.56	1.39	1.39	0.24	3.59	1.8	1.8	0.31	5.71	2.21	2.21	0.38	8.01	2.61	2.61	0.45	10.62
		19	-	-	-	-	1.76	1.41	0.3	5.46	1.82	1.79	0.31	5.78	2.21	2.21	0.38	8.04	2.62	2.62	0.45	10.67
		20	-	-	-	-	2.41	1.42	0.42	9.3	2.41	1.82	0.42	9.26	2.42	2.24	0.42	9.34	2.62	2.6	0.45	10.71
6	15	0.77	0.77	0.11	0.89	1.15	1.15	0.16	1.54	1.58	1.58	0.23	3.14	2	2	0.29	4.92	2.39	2.39	0.34	6.64	
	17	0.77	0.77	0.11	0.89	1.15	1.15	0.17	1.55	1.59	1.59	0.23	3.16	2	2	0.29	4.9	2.4	2.4	0.34	6.67	
	19	-	-	-	-	1.13	1.06	0.16	1.5	1.59	1.59	0.23	3.19	2	2	0.29	4.92	2.41	2.41	0.34	6.7	
	20	-	-	-	-	1.82	1.21	0.26	4.19	1.81	1.61	0.26	4.19	2	1.96	0.29	4.92	2.41	2.41	0.35	6.72	
13	3	15	1	1	0.29	4.97	1.41	1.41	0.4	8.77	1.8	1.8	0.51	13.22	2.21	2.21	0.63	18.9	2.6	2.6	0.75	25.12
		17	1	1	0.29	4.99	1.41	1.41	0.4	8.81	1.81	1.81	0.52	13.28	2.21	2.21	0.64	18.98	2.61	2.61	0.75	25.24
		19	-	-	-	-	1.76	1.41	0.5	12.68	1.82	1.79	0.52	13.44	2.22	2.22	0.64	19.07	2.62	2.62	0.75	25.35
		20	-	-	-	-	2.42	1.43	0.7	22.14	2.41	1.83	0.69	22.01	2.42	2.23	0.69	22.07	2.62	2.6	0.75	25.4
	4	15	0.77	0.77	0.16	1.54	1.1	1.1	0.26	4.13	1.6	1.6	0.34	6.59	2	2	0.43	9.62	2.4	2.4	0.51	13.1
		17	0.77	0.77	0.17	1.54	1.2	1.2	0.26	4.11	1.6	1.6	0.34	6.62	2	2	0.43	9.66	2.4	2.4	0.51	13.16
		19	-	-	-	-	1.21	1.2	0.26	4.19	1.61	1.61	0.34	6.65	2.01	2.01	0.43	9.7	2.41	2.41	0.52	13.22
		20	-	-	-	-	1.83	1.21	0.39	8.29	1.83	1.62	0.39	8.3	2.01	1.98	0.43	9.74	2.41	2.41	0.52	13.25
	5	15	0.58	0.58	0.1	0.77	0.95	0.95	0.16	1.51	1.39	1.39	0.24	3.51	1.79	1.79	0.31	5.46	2.19	2.19	0.38	7.66
		17	0.58	0.58	0.1	0.77	0.96	0.96	0.16	1.52	1.39	1.39	0.24	3.53	1.8	1.8	0.31	5.49	2.19	2.19	0.38	7.69
		19	-	-	-	-	0.96	0.96	0.16	1.53	1.4	1.4	0.24	3.55	1.8	1.8	0.31	5.51	2.2	2.2	0.38	7.73
		20	-	-	-	-	1.17	0.98	0.2	2.32	1.39	1.31	0.24	3.49	1.8	1.8	0.31	5.53	2.21	2.21	0.38	7.75
6	15	0.4	0.4	0.06	0.43	0.76	0.76	0.11	0.83	1.15	1.15	0.16	1.52	1.58	1.58	0.23	3.13	1.99	1.99	0.28	4.74	
	17	0.4	0.4	0.06	0.43	0.76	0.76	0.11	0.84	1.15	1.15	0.16	1.52	1.59	1.59	0.23	3.15	1.99	1.99	0.28	4.76	
	19	-	-	-	-	0.76	0.76	0.11	0.84	1.15	1.15	0.16	1.53	1.59	1.59	0.23	3.17	1.99	1.99	0.29	4.79	
	20	-	-	-	-	0.76	0.76	0.11	0.84	1.15	1.15	0.17	1.54	1.59	1.59	0.23	3.18	2	2	0.29	4.8	

**Abbreviations:**

EWT: Enter Water Temp. (°C)      Δt: Temperature Difference (°C)      DB: Dry Bulb Temp. (°C)      WF: Water Flow (m<sup>3</sup>/h)  
 WB: Wet Bulb Temp. (°C)      TC: Total Cooling Capacity (kW)      SC: Sensible Cooling Capacity (kW)      WPD: Water Pressure Drop (kPa)

MDKH2(3)-500-R4																							
EWT	ΔT	Indoor temp(W.B.)	Indoor temperature (D.B.)																				
			21				23				25				27				29				
[°C]	[°C]	[°C]	TC	SC	WF	WPD	TC	SC	WF	WPD	TC	SC	WF	WPD	TC	SC	WF	WPD	TC	SC	WF	WPD	
[kW]	[kW]	[m³/h]	[kPa]	[kW]	[kW]	[m³/h]	[kPa]	[kW]	[kW]	[m³/h]	[kPa]	[kW]	[kW]	[m³/h]	[kPa]	[kW]	[kW]	[m³/h]	[kPa]	[kW]	[kW]	[m³/h]	[kPa]
5	3	15	4.57	3.58	1.31	70.1	4.56	4.12	1.31	69.84	4.67	4.64	1.35	73.75	5.2	5.2	1.49	88.18	5.75	5.75	1.66	105.76	
		17	6.14	3.6	1.77	118.21	6.12	4.15	1.76	117.59	6.1	4.69	1.76	117.48	6.1	5.24	1.76	117.52	6.1	5.78	1.76	117.55	
		19	-	-	-	-	7.84	4.18	2.26	181.55	7.82	4.72	2.25	180.5	7.79	5.26	2.24	179.41	7.77	5.8	2.24	178.4	
		20	-	-	-	-	8.76	4.2	2.52	220.17	8.73	4.74	2.52	219.01	8.7	5.29	2.51	217.83	8.68	5.83	2.5	216.69	
	4	15	3.96	3.29	0.85	33.11	3.98	3.85	0.85	33.41	4.38	4.38	0.94	39.27	4.92	4.92	1.05	48	5.46	5.46	1.17	57.83	
		17	5.54	3.32	1.19	59.23	5.52	3.86	1.19	58.87	5.5	4.4	1.18	58.55	5.49	4.94	1.18	58.35	5.54	5.5	1.19	59.41	
		19	-	-	-	-	7.22	3.89	1.55	93.69	7.19	4.43	1.55	93.14	7.17	4.97	1.54	92.58	7.15	5.51	1.54	92.09	
		20	-	-	-	-	8.13	3.9	1.75	115.6	8.1	4.45	1.75	114.93	8.07	4.99	1.74	114.24	8.05	5.53	1.74	114.23	
	5	15	3.36	3.01	0.58	17.06	3.56	3.56	0.61	18.82	4.09	4.09	0.7	23.63	4.64	4.64	0.8	29.55	5.17	5.17	0.89	35.69	
		17	4.91	3.03	0.84	32.57	4.89	3.57	0.84	32.38	4.88	4.11	0.84	32.24	4.9	4.66	0.84	32.48	5.19	5.18	0.89	35.84	
		19	-	-	-	-	6.58	3.6	1.13	53.82	6.55	4.14	1.13	53.4	6.53	4.68	1.12	53.05	6.51	5.21	1.12	52.78	
		20	-	-	-	-	7.49	3.62	1.29	67.44	7.46	4.16	1.28	67.06	7.44	4.7	1.28	66.67	7.42	5.24	1.28	66.31	
6	15	2.78	2.75	0.4	9.04	3.27	3.27	0.47	11.83	3.81	3.81	0.55	15.35	4.34	4.34	0.62	19.09	4.88	4.88	0.7	23.32		
	17	4.24	2.74	0.61	18.31	4.23	3.28	0.6	18.23	4.23	3.82	0.61	18.28	4.41	4.37	0.63	19.58	4.9	4.9	0.7	23.42		
	19	-	-	-	-	5.93	3.31	0.85	32.72	5.91	3.85	0.85	32.52	5.89	4.39	0.85	32.35	5.88	4.93	0.84	32.23		
	20	-	-	-	-	6.83	3.33	0.98	41.76	6.81	3.87	0.98	41.54	6.79	4.41	0.97	41.3	6.76	4.95	0.97	41.07		
7	3	15	3.35	3.01	0.96	40.5	3.55	3.53	1.02	44.7	4.1	4.1	1.19	58.16	4.64	4.64	1.34	72.17	5.17	5.17	1.5	87.17	
		17	4.9	3.03	1.42	79.14	4.89	3.57	1.41	78.64	4.87	4.11	1.41	78.23	4.87	4.65	1.41	78.3	5.18	5.18	1.5	87.15	
		19	-	-	-	-	6.59	3.6	1.92	134	6.56	4.14	1.91	133.56	6.55	4.68	1.91	132.97	6.52	5.22	1.9	131.96	
		20	-	-	-	-	7.49	3.62	2.18	168.41	7.47	4.16	2.18	167.41	7.44	4.7	2.17	166.5	7.42	5.24	2.16	165.55	
	4	15	2.78	2.75	0.6	17.82	3.27	3.27	0.7	23.45	3.81	3.81	0.82	30.87	4.35	4.35	0.93	38.33	4.89	4.89	1.06	47.42	
		17	4.25	2.74	0.91	36.83	4.23	3.28	0.91	36.65	4.23	3.82	0.91	36.62	4.38	4.38	0.94	38.92	4.9	4.9	1.06	47.62	
		19	-	-	-	-	5.92	3.31	1.28	65.61	5.9	3.85	1.27	65.21	5.88	4.39	1.27	64.86	5.86	4.92	1.26	64.56	
		20	-	-	-	-	6.83	3.33	1.48	85.14	6.81	3.87	1.48	84.62	6.79	4.41	1.47	84.08	6.76	4.95	1.47	83.6	
	5	15	2.45	2.44	0.42	9.82	2.99	2.99	0.51	13.65	3.53	3.53	0.61	18.13	4.07	4.07	0.7	23.12	4.61	4.61	0.8	28.87	
		17	3.58	2.46	0.62	18.65	3.58	3	0.62	18.61	3.66	3.57	0.63	19.3	4.07	4.07	0.7	23.22	4.62	4.62	0.8	29	
		19	-	-	-	-	5.24	3.02	0.9	35.82	5.23	3.56	0.9	35.62	5.35	3.96	0.92	61.48	5.21	4.63	0.9	35.39	
		20	-	-	-	-	6.15	3.04	1.06	47.57	6.13	3.58	1.06	47.28	6.11	4.12	1.06	47.01	6.09	4.65	1.05	46.77	
6	15	2.16	2.16	0.31	5.8	2.7	2.7	0.39	8.47	3.25	3.25	0.47	11.52	3.79	3.79	0.54	14.95	4.32	4.32	0.62	18.81		
	17	2.91	2.18	0.42	9.54	2.94	2.74	0.42	9.74	3.26	3.25	0.47	11.59	3.79	3.79	0.54	15.02	4.33	4.33	0.62	18.89		
	19	-	-	-	-	4.57	2.75	0.66	20.62	4.55	3.28	0.65	20.52	4.54	3.81	0.65	20.48	4.6	4.37	0.66	20.93		
	20	-	-	-	-	5.45	2.76	0.78	27.94	5.43	3.29	0.78	27.79	5.41	3.83	0.78	27.64	5.4	4.36	0.78	27.54		
9	3	15	2.45	2.44	0.7	23.07	2.98	2.98	0.85	32.48	3.53	3.53	1.02	43.99	4.07	4.07	1.17	56.24	4.6	4.6	1.32	68.85	
		17	3.6	2.47	1.04	45.45	3.59	3	1.04	45.28	3.63	3.56	1.05	46.15	4.08	4.08	1.18	56.48	4.61	4.61	1.32	69.15	
		19	-	-	-	-	5.26	3.03	1.52	88.15	5.24	3.57	1.52	87.7	5.21	4.09	1.52	87.66	5.21	4.63	1.51	86.92	
		20	-	-	-	-	6.15	3.04	1.78	116.6	6.13	3.58	1.78	115.85	6.11	4.12	1.77	115.17	6.09	4.65	1.77	114.59	
	4	15	2.17	2.17	0.47	11.51	2.71	2.71	0.58	16.79	3.25	3.25	0.7	23.01	3.78	3.78	0.81	29.56	4.32	4.32	0.93	37.19	
		17	2.92	2.18	0.63	19.15	2.94	2.74	0.63	19.4	3.25	3.24	0.7	23.1	3.79	3.79	0.81	29.69	4.33	4.33	0.93	37.36	
		19	-	-	-	-	4.57	2.75	0.99	41.41	4.55	3.28	0.98	41.17	4.54	3.82	0.98	41.03	4.57	4.37	0.99	41.48	
		20	-	-	-	-	5.45	2.76	1.18	56.31	5.44	3.3	1.17	55.98	5.42	3.83	1.17	55.65	5.4	4.36	1.17	55.39	
	5	15	1.89	1.89	0.32	6.19	2.43	2.43	0.42	9.46	2.97	2.97	0.51	13.28	3.5	3.5	0.6	17.62	4.04	4.04	0.69	22.46	
		17	2.22	1.9	0.38	8.1	2.46	2.45	0.42	9.63	2.97	2.97	0.51	13.33	3.52	3.52	0.6	17.69	4.05	4.05	0.7	22.56	
		19	-	-	-	-	3.85	2.46	0.66	20.66	3.84	2.99	0.66	20.6	3.86	3.54	0.66	20.81	4.1	4.08	0.7	23.05	
		20	-	-	-	-	4.74	2.47	0.81	29.61	4.72	3.01	0.81	29.44	4.71	3.54	0.81	29.3	4.7	4.08	0.81	29.28	
6	15	1.59	1.59	0.23	3.07	2.15	2.15	0.31	5.66	2.69	2.69	0.39	8.25	3.23	3.23	0.46	11.23	3.76	3.76	0.54	14.46		
	17	1.57	1.49	0.23	2.98	2.16	2.16	0.31	5.68	2.7	2.7	0.39	8.28	3.24	3.24	0.46	11.27	3.76	3.76	0.54	14.5		
	19	-	-	-	-	3.12	2.17	0.45	10.61	3.14	2.72	0.45	10.7	3.34	3.27	0.48	11.9	3.78	3.78	0.54	14.58		
	20	-	-	-	-	3.99	2.18	0.57	16	3.98	2.72	0.57	15.92	3.98	3.26	0.57	15.92	4.05	3.82	0.58	16.44		

Continued:

MDKH2(3)-500-R4																						
EWT	ΔT	Indoor temp(W.B.)	Indoor temperature (D.B.)																			
			21				23				25				27				29			
			TC	SC	WF	WPD	TC	SC	WF	WPD	TC	SC	WF	WPD	TC	SC	WF	WPD	TC	SC	WF	WPD
[°C]	[°C]	[°C]	[kW]	[kW]	[m <sup>3</sup> /h]	[kPa]	[kW]	[kW]	[m <sup>3</sup> /h]	[kPa]	[kW]	[kW]	[m <sup>3</sup> /h]	[kPa]	[kW]	[kW]	[m <sup>3</sup> /h]	[kPa]	[kW]	[kW]	[m <sup>3</sup> /h]	[kPa]
11	3	15	1.89	1.89	0.54	14.76	2.43	2.43	0.7	22.63	2.97	2.97	0.86	32.13	3.5	3.5	1.01	42.49	4.04	4.04	1.17	54.97
		17	2.22	1.9	0.64	19.36	2.44	2.42	0.7	22.8	2.98	2.98	0.86	32.26	3.51	3.51	1.01	42.63	4.05	4.05	1.17	54.88
		19	-	-	-	-	3.85	2.46	1.12	50.86	3.84	3	1.11	50.61	3.85	3.53	1.12	50.71	4.06	4.05	1.17	55.01
		20	-	-	-	-	4.74	2.47	1.37	72.87	4.72	3.01	1.37	72.4	4.7	3.54	1.36	71.98	4.69	4.07	1.36	71.74
	4	15	1.62	1.62	0.35	6.94	2.16	2.16	0.47	11.31	2.69	2.69	0.58	16.34	3.23	3.23	0.69	22.28	3.76	3.76	0.81	29.15
		17	1.63	1.59	0.35	7.04	2.16	2.16	0.47	11.36	2.69	2.69	0.58	16.41	3.23	3.23	0.7	22.38	3.77	3.77	0.81	29.28
		19	-	-	-	-	3.12	2.17	0.67	21.04	3.13	2.71	0.67	21.12	3.3	3.28	0.71	23.14	3.78	3.78	0.82	29.42
		20	-	-	-	-	4	2.19	0.86	32.42	3.99	2.72	0.86	32.24	3.98	3.26	0.86	32.15	4.02	3.82	0.87	32.73
	5	15	1.33	1.33	0.23	3.17	1.88	1.88	0.32	6.1	2.41	2.41	0.42	9.32	2.94	2.94	0.51	12.95	3.48	3.48	0.6	17.37
		17	1.33	1.33	0.23	3.19	1.88	1.88	0.33	6.13	2.42	2.42	0.42	9.36	2.95	2.95	0.51	13	3.49	3.49	0.6	17.44
		19	-	-	-	-	2.38	1.9	0.41	9.08	2.52	2.47	0.44	10	2.96	2.95	0.51	13.07	3.5	3.5	0.61	17.52
		20	-	-	-	-	3.25	1.91	0.56	15.4	3.24	2.44	0.56	15.36	3.28	3	0.57	15.68	3.55	3.52	0.61	17.93
6	15	1	1	0.14	1.23	1.59	1.59	0.23	3.17	2.13	2.13	0.31	5.48	2.67	2.67	0.38	8.01	3.2	3.2	0.46	10.89	
	17	1	1	0.14	1.24	1.59	1.59	0.23	3.19	2.14	2.14	0.31	5.51	2.68	2.68	0.38	8.04	3.21	3.21	0.46	10.94	
	19	-	-	-	-	1.6	1.57	0.23	3.22	2.14	2.13	0.31	5.53	2.69	2.69	0.39	8.08	3.23	3.23	0.46	11	
	20	-	-	-	-	2.45	1.62	0.35	6.92	2.48	2.17	0.36	7.05	2.74	2.71	0.39	8.39	3.23	3.23	0.46	11.02	
13	3	15	1.35	1.35	0.39	8.14	1.88	1.88	0.54	14.16	2.42	2.42	0.69	22.07	2.95	2.95	0.84	30.9	3.48	3.48	1	41.23
		17	1.35	1.35	0.39	8.17	1.88	1.88	0.54	14.22	2.42	2.42	0.7	22.17	2.95	2.95	0.85	31.04	3.49	3.49	1	41.41
		19	-	-	-	-	2.38	1.89	0.68	21.5	2.48	2.48	0.71	23.09	2.96	2.96	0.85	31.19	3.5	3.5	1	41.6
		20	-	-	-	-	3.23	1.9	0.92	35.99	3.22	2.43	0.92	35.84	3.24	2.98	0.93	36.17	3.51	3.49	1.01	41.84
	4	15	1.06	1.06	0.23	3.18	1.6	1.6	0.34	6.64	2.14	2.14	0.46	10.81	2.68	2.68	0.58	15.98	3.21	3.21	0.69	21.75
		17	1.07	1.07	0.23	3.2	1.61	1.61	0.34	6.67	2.15	2.15	0.46	10.86	2.69	2.69	0.58	16.04	3.21	3.21	0.69	21.84
		19	-	-	-	-	1.68	1.66	0.36	7.18	2.16	2.15	0.46	10.92	2.69	2.69	0.58	16.12	3.22	3.22	0.69	21.94
		20	-	-	-	-	2.46	1.63	0.53	13.71	2.49	2.18	0.54	14.15	2.74	2.73	0.59	16.57	3.23	3.23	0.7	22
	5	15	0.75	0.75	0.13	1.03	1.33	1.33	0.23	3.15	1.87	1.87	0.32	5.86	2.4	2.4	0.41	8.95	2.94	2.94	0.51	12.7
		17	0.75	0.75	0.13	1.03	1.33	1.33	0.23	3.17	1.87	1.87	0.32	5.88	2.41	2.41	0.41	8.99	2.94	2.94	0.51	12.75
		19	-	-	-	-	1.33	1.33	0.23	3.2	1.88	1.88	0.32	5.91	2.41	2.41	0.41	9.03	2.95	2.95	0.51	12.81
		20	-	-	-	-	1.66	1.35	0.29	4.83	1.92	1.91	0.33	6.11	2.42	2.41	0.41	9.05	2.96	2.96	0.51	12.84
6	15	0.52	0.52	0.07	0.57	1	1	0.14	1.19	1.59	1.59	0.23	3.17	2.13	2.13	0.3	5.34	2.67	2.67	0.38	7.77	
	17	0.52	0.52	0.07	0.57	1	1	0.14	1.19	1.59	1.59	0.23	3.18	2.14	2.14	0.3	5.36	2.67	2.67	0.38	7.8	
	19	-	-	-	-	1.01	1.01	0.14	1.2	1.6	1.6	0.23	3.21	2.14	2.14	0.31	5.38	2.67	2.67	0.38	7.84	
	20	-	-	-	-	1.01	1	0.14	1.2	1.6	1.6	0.23	3.22	2.14	2.14	0.31	5.4	2.68	2.68	0.38	7.87	

**Abbreviations:**

EWT: Enter Water Temp. (°C)      Δt: Temperature Difference (°C)      DB: Dry Bulb Temp. (°C)      WF: Water Flow (m<sup>3</sup>/h)  
 WB: Wet Bulb Temp. (°C)      TC: Total Cooling Capacity (kW)      SC: Sensible Cooling Capacity (kW)      WPD: Water Pressure Drop (kPa)

MDKH2(3)-700-R4																							
EWT	ΔT	Indoor temp(W.B.)	Indoor temperature (D.B.)																				
			21				23				25				27				29				
			TC	SC	WF	WPD	TC	SC	WF	WPD	TC	SC	WF	WPD	TC	SC	WF	WPD	TC	SC	WF	WPD	
[°C]	[°C]	[°C]	[kW]	[kW]	[m³/h]	[kPa]	[kW]	[kW]	[m³/h]	[kPa]	[kW]	[kW]	[m³/h]	[kPa]	[kW]	[kW]	[m³/h]	[kPa]	[kW]	[kW]	[m³/h]	[kPa]	
5	3	15	5.93	4.68	1.7	41.2	5.91	5.4	1.69	40.9	6.11	6.1	1.75	43.41	6.84	6.84	1.97	53.45	7.56	7.56	2.18	63.67	
		17	8.02	4.71	2.3	69.7	7.99	5.43	2.29	69.28	7.96	6.14	2.28	68.82	7.93	6.86	2.27	68.3	7.9	7.57	2.26	67.9	
		19	-	-	-	-	10.27	5.46	2.96	108.51	10.23	6.19	2.95	107.94	10.2	6.9	2.95	107.36	10.18	7.62	2.94	107.13	
		20	-	-	-	-	11.44	5.45	3.33	132.98	11.44	6.21	3.32	132.27	11.41	6.93	3.31	131.74	11.37	7.64	3.29	130.4	
	4	15	5.09	4.29	1.1	19.34	5.1	5.01	1.1	19.39	5.72	5.72	1.22	23.41	6.44	6.44	1.38	28.69	7.16	7.16	1.54	34.51	
		17	7.18	4.31	1.54	34.65	7.15	5.03	1.53	34.41	7.11	5.75	1.53	34.13	7.08	6.46	1.52	33.87	7.17	7.14	1.54	34.57	
		19	-	-	-	-	9.41	5.07	2.02	55.62	9.38	5.79	2.02	55.32	9.35	6.5	2.01	55.02	9.31	7.22	2	54.66	
		20	-	-	-	-	10.59	5.08	2.27	68.11	10.56	5.8	2.27	67.77	10.53	6.52	2.26	67.42	10.5	7.23	2.25	67.06	
	5	15	4.19	3.88	0.72	9.37	4.61	4.61	0.79	11	5.33	5.33	0.91	14.08	6.05	6.05	1.04	17.65	6.76	6.76	1.16	21.16	
		17	6.31	3.92	1.09	18.92	6.28	4.64	1.08	18.76	6.25	5.35	1.07	18.6	6.25	6.07	1.07	18.62	6.77	6.77	1.16	21.24	
		19	-	-	-	-	8.53	4.67	1.47	31.81	8.51	5.39	1.46	31.63	8.47	6.11	1.46	31.42	8.44	6.82	1.45	31.19	
		20	-	-	-	-	9.72	4.69	1.68	39.88	9.7	5.41	1.67	39.68	9.66	6.13	1.66	39.45	9.63	6.84	1.66	39.22	
6	15	3.45	3.41	0.49	4.96	4.21	4.21	0.6	6.95	4.94	4.94	0.71	9.09	5.66	5.66	0.81	11.45	6.38	6.38	0.91	14.03		
	17	5.38	3.53	0.77	10.51	5.35	4.24	0.77	10.42	5.34	4.95	0.76	10.37	5.67	5.66	0.81	11.49	6.39	6.39	0.92	14.08		
	19	-	-	-	-	7.61	4.27	1.09	18.85	7.58	4.99	1.08	18.72	7.54	5.7	1.08	18.56	7.51	6.41	1.07	18.42		
	20	-	-	-	-	8.8	4.29	1.26	24.21	8.77	5.01	1.25	24.07	8.74	5.72	1.25	23.93	8.71	6.44	1.24	23.76		
7	3	15	4.31	3.93	1.23	23.45	4.65	4.65	1.33	26.79	5.37	5.37	1.54	34.33	6.08	6.08	1.75	42.66	6.8	6.8	1.95	51.78	
		17	6.38	3.96	1.83	46.35	6.35	4.68	1.82	45.96	6.32	5.39	1.81	45.56	6.31	6.1	1.81	45.42	6.82	6.82	1.96	51.99	
		19	-	-	-	-	8.62	4.71	2.49	78.82	8.59	5.43	2.48	78.36	8.54	6.14	2.46	77.17	8.51	6.85	2.45	76.57	
		20	-	-	-	-	9.82	4.73	2.85	99.86	9.79	5.45	2.84	99.35	9.76	6.17	2.83	98.84	9.73	6.88	2.82	98.3	
	4	15	3.53	3.5	0.76	10.27	4.27	4.27	0.92	14.17	4.98	4.98	1.07	18.27	5.7	5.7	1.22	23.01	6.41	6.41	1.38	28.2	
		17	5.49	3.57	1.18	21.54	5.45	4.28	1.17	21.33	5.44	5	1.17	21.2	5.71	5.69	1.23	23.08	6.44	6.44	1.39	28.69	
		19	-	-	-	-	7.7	4.31	1.66	38.71	7.68	5.03	1.65	38.45	7.64	5.74	1.64	38.16	7.6	6.45	1.64	37.85	
		20	-	-	-	-	8.91	4.34	1.93	50.29	8.88	5.05	1.92	50.02	8.85	5.77	1.91	49.71	8.82	6.48	1.91	49.37	
	5	15	3.15	3.15	0.54	5.72	3.88	3.88	0.67	8.17	4.6	4.6	0.79	10.86	5.31	5.31	0.91	13.84	6.03	6.03	1.04	17.17	
		17	4.55	3.18	0.78	10.66	4.53	3.89	0.78	10.58	4.62	4.61	0.8	10.95	5.32	5.32	0.91	13.89	6.04	6.04	1.04	17.23	
		19	-	-	-	-	6.78	3.92	1.16	21	6.74	4.64	1.16	20.82	6.75	5.09	1.16	40.26	6.69	6.06	1.15	20.51	
		20	-	-	-	-	7.99	3.95	1.38	28.05	7.96	4.67	1.37	27.88	7.93	5.38	1.37	27.68	7.89	6.09	1.36	27.45	
6	15	2.65	2.65	0.38	2.9	3.47	3.47	0.5	4.93	4.2	4.2	0.6	6.81	4.93	4.93	0.71	8.91	5.64	5.64	0.81	11.21		
	17	3.53	2.76	0.51	5.08	3.55	3.48	0.51	5.13	4.21	4.21	0.6	6.83	4.94	4.94	0.71	8.94	5.66	5.66	0.81	11.25		
	19	-	-	-	-	5.82	3.53	0.83	11.8	5.78	4.25	0.83	11.69	5.76	4.96	0.83	11.6	5.8	5.68	0.83	11.76		
	20	-	-	-	-	7.01	3.55	1.01	16.25	6.98	4.27	1	16.12	6.95	4.98	1	15.98	6.91	5.69	0.99	15.85		
9	3	15	3.2	3.2	0.91	13.8	3.92	3.92	1.12	19.53	4.64	4.64	1.33	26.09	5.35	5.35	1.53	33.39	6.07	6.07	1.75	42.12	
		17	4.66	3.22	1.33	26.39	4.62	3.93	1.32	25.94	4.69	4.67	1.35	26.9	5.36	5.36	1.53	33.52	6.08	6.08	1.75	42.27	
		19	-	-	-	-	6.87	3.96	1.98	52.3	6.84	4.68	1.97	51.87	6.81	5.39	1.96	51.41	6.78	6.1	1.96	51.05	
		20	-	-	-	-	8.04	3.97	2.31	68	8.01	4.68	2.3	67.55	7.98	5.4	2.29	67.07	7.94	6.11	2.28	66.6	
	4	15	2.81	2.81	0.6	6.8	3.54	3.54	0.76	10.04	4.25	4.25	0.91	13.66	4.97	4.97	1.07	18.03	5.68	5.68	1.22	22.54	
		17	3.7	2.83	0.8	10.83	3.71	3.55	0.8	10.89	4.26	4.26	0.91	13.71	4.98	4.98	1.07	18.1	5.69	5.69	1.22	22.62	
		19	-	-	-	-	5.92	3.58	1.28	24.32	5.89	4.29	1.27	24.09	5.86	5	1.26	23.91	5.88	5.72	1.27	24.04	
		20	-	-	-	-	7.09	3.58	1.52	32.89	7.06	4.3	1.51	32.64	7.02	5.01	1.51	32.36	6.99	5.72	1.5	32.09	
	5	15	2.4	2.4	0.41	3.5	3.14	3.14	0.54	5.58	3.87	3.87	0.66	7.92	4.59	4.59	0.79	10.57	5.3	5.3	0.91	13.52	
		17	2.66	2.42	0.46	4.22	3.15	3.14	0.54	5.6	3.88	3.88	0.67	7.95	4.6	4.6	0.79	10.61	5.31	5.31	0.91	13.57	
		19	-	-	-	-	4.92	3.19	0.84	11.91	4.89	3.9	0.84	11.8	4.9	4.61	0.84	11.84	5.32	5.3	0.91	13.61	
		20	-	-	-	-	6.11	3.2	1.05	17.25	6.08	3.91	1.04	17.09	6.04	4.63	1.04	16.95	6.02	5.33	1.03	16.84	
	6	15	1.67	1.67	0.24	1.12	2.71	2.71	0.39	3.13	3.47	3.47	0.5	4.86	4.2	4.2	0.6	6.69	4.92	4.92	0.71	8.73	
		17	1.67	1.67	0.24	1.12	2.72	2.72	0.39	3.15	3.48	3.48	0.5	4.88	4.21	4.21	0.6	6.71	4.93	4.93	0.71	8.76	
		19	-	-	-	-	3.87	2.79	0.56	5.83	3.87	3.5	0.56	5.82	4.21	4.18	0.6	6.72	4.94	4.94	0.71	8.8	
		20	-	-	-	-	5.09	2.82	0.73	9.25	5.06	3.53	0.73	9.15	5.04	4.24	0.72	9.09	5.1	4.96	0.73	9.28	



Continued:

MDKH2(3)-700-R4																						
EWT	ΔT	Indoor temp(W.B.)	Indoor temperature (D.B.)																			
			21				23				25				27				29			
			TC	SC	WF	WPD	TC	SC	WF	WPD	TC	SC	WF	WPD	TC	SC	WF	WPD	TC	SC	WF	WPD
[°C]	[°C]	[°C]	[kW]	[kW]	[m³/h]	[kPa]	[kW]	[kW]	[m³/h]	[kPa]	[kW]	[kW]	[m³/h]	[kPa]	[kW]	[kW]	[m³/h]	[kPa]	[kW]	[kW]	[m³/h]	[kPa]
11	3	15	2.47	2.47	0.71	8.83	3.19	3.19	0.92	13.63	3.91	3.91	1.12	19.26	4.62	4.62	1.33	25.69	5.33	5.33	1.54	33.12
		17	2.82	2.48	0.81	11.03	3.19	3.17	0.92	13.66	3.91	3.91	1.12	19.33	4.63	4.63	1.33	25.78	5.34	5.34	1.54	33.25
		19	-	-	-	-	5.01	3.22	1.44	29.77	4.98	3.93	1.44	29.48	4.98	4.64	1.43	29.41	5.35	5.33	1.54	33.35
		20	-	-	-	-	6.18	3.23	1.78	42.58	6.15	3.95	1.77	42.5	6.13	4.66	1.78	42.55	6.11	5.37	1.77	42.25
	4	15	2.08	2.08	0.45	4.06	2.81	2.81	0.61	6.74	3.53	3.53	0.76	9.92	4.24	4.24	0.91	13.44	4.95	4.95	1.06	17.53
		17	2.07	2.02	0.45	4.04	2.82	2.82	0.61	6.76	3.54	3.54	0.76	9.96	4.24	4.24	0.91	13.48	4.96	4.96	1.07	17.59
		19	-	-	-	-	4.01	2.84	0.87	12.32	4	3.55	0.87	12.29	4.26	4.23	0.92	13.54	4.97	4.97	1.07	17.66
		20	-	-	-	-	5.17	2.85	1.11	18.92	5.14	3.56	1.11	18.72	5.12	4.27	1.1	18.57	5.15	4.98	1.11	18.77
	5	15	1.42	1.42	0.25	1.16	2.42	2.42	0.42	3.56	3.14	3.14	0.54	5.55	3.86	3.86	0.67	7.86	4.57	4.57	0.79	10.48
		17	1.43	1.43	0.25	1.17	2.42	2.42	0.42	3.57	3.15	3.15	0.54	5.57	3.87	3.87	0.67	7.89	4.58	4.58	0.79	10.51
		19	-	-	-	-	2.93	2.44	0.51	4.93	3.15	3.1	0.54	5.56	3.88	3.88	0.67	7.92	4.6	4.6	0.79	10.56
		20	-	-	-	-	4.12	2.46	0.71	8.77	4.1	3.17	0.71	8.7	4.13	3.89	0.71	8.79	4.59	4.57	0.79	10.56
6	15	1.13	1.13	0.16	0.67	1.72	1.72	0.25	1.17	2.74	2.74	0.39	3.2	3.47	3.47	0.5	4.8	4.18	4.18	0.6	6.53	
	17	1.13	1.13	0.16	0.67	1.73	1.73	0.25	1.18	2.72	2.72	0.4	3.22	3.48	3.48	0.5	4.82	4.19	4.19	0.6	6.55	
	19	-	-	-	-	1.73	1.73	0.25	1.18	2.75	2.75	0.4	3.23	3.49	3.49	0.5	4.84	4.21	4.21	0.6	6.58	
	20	-	-	-	-	2.96	2.06	0.43	3.67	2.98	2.77	0.43	3.7	3.49	3.46	0.5	4.84	4.21	4.21	0.6	6.59	
13	3	15	1.75	1.75	0.5	4.83	2.47	2.47	0.71	8.66	3.17	3.17	0.91	13.14	3.89	3.89	1.12	18.87	4.6	4.6	1.32	25.16
		17	1.75	1.75	0.5	4.85	2.47	2.47	0.71	8.69	3.18	3.18	0.91	13.19	3.9	3.9	1.12	18.94	4.6	4.6	1.32	25.25
		19	-	-	-	-	3.02	2.47	0.86	12.08	3.18	3.14	0.91	13.18	3.91	3.91	1.12	19.01	4.62	4.62	1.33	25.35
		20	-	-	-	-	4.21	2.5	1.21	21.58	4.18	3.21	1.2	21.36	4.19	3.92	1.2	21.42	4.62	4.6	1.33	25.38
	4	15	1.16	1.16	0.25	1.19	2.08	2.08	0.45	3.97	2.8	2.8	0.6	6.48	3.51	3.51	0.75	9.53	4.22	4.22	0.9	13.04
		17	1.17	1.17	0.25	1.2	2.09	2.09	0.45	3.99	2.8	2.8	0.6	6.5	3.52	3.52	0.75	9.57	4.23	4.23	0.91	13.09
		19	-	-	-	-	2.07	2.01	0.45	3.93	2.82	2.82	0.6	6.53	3.53	3.53	0.76	9.6	4.24	4.24	0.91	13.14
		20	-	-	-	-	3.11	2.11	0.67	7.74	3.12	2.82	0.67	7.78	3.53	3.5	0.76	9.6	4.24	4.24	0.91	13.17
	5	15	0.86	0.86	0.15	0.58	1.46	1.46	0.25	1.19	2.41	2.41	0.41	3.45	3.13	3.13	0.54	5.36	3.85	3.85	0.66	7.59
		17	0.86	0.86	0.15	0.58	1.47	1.47	0.25	1.2	2.42	2.42	0.41	3.46	3.14	3.14	0.54	5.38	3.86	3.86	0.66	7.61
		19	-	-	-	-	1.47	1.47	0.25	1.2	2.43	2.43	0.42	3.48	3.15	3.15	0.54	5.41	3.87	3.87	0.66	7.64
		20	-	-	-	-	1.83	1.83	0.27	1.23	2.42	2.38	0.41	3.47	3.15	3.15	0.54	5.42	3.87	3.87	0.66	7.66
6	15	0.62	0.62	0.09	0.34	1.13	1.13	0.16	0.63	1.78	1.78	0.25	1.23	2.74	2.74	0.39	3.14	3.47	3.47	0.5	4.66	
	17	0.62	0.62	0.09	0.34	1.13	1.13	0.16	0.63	1.79	1.79	0.26	1.24	2.75	2.75	0.39	3.15	3.47	3.47	0.5	4.67	
	19	-	-	-	-	1.13	1.13	0.16	0.63	1.79	1.79	0.26	1.25	2.75	2.75	0.39	3.16	3.48	3.48	0.5	4.69	
	20	-	-	-	-	1.13	1.13	0.16	0.63	1.8	1.8	0.26	1.25	2.76	2.76	0.39	3.17	3.49	3.49	0.5	4.7	

**Abbreviations:**

EWT: Enter Water Temp. (°C)      Δt: Temperature Difference (°C)      DB: Dry Bulb Temp. (°C)      WF: Water Flow (m³/h)  
 WB: Wet Bulb Temp. (°C)      TC: Total Cooling Capacity (kW)      SC: Sensible Cooling Capacity (kW)      WPD: Water Pressure Drop (kPa)

# MDV AC Fan Coil Unit



MDKH2(3)-800-R4

EWT	ΔT	Indoor temp(W.B.)	Indoor temperature (D.B.)																			
			21				23				25				27				29			
			TC	SC	WF	WPD	TC	SC	WF	WPD	TC	SC	WF	WPD	TC	SC	WF	WPD	TC	SC	WF	WPD
[°C]	[°C]	[°C]	[kW]	[kW]	[m³/h]	[kPa]	[kW]	[kW]	[m³/h]	[kPa]	[kW]	[kW]	[m³/h]	[kPa]	[kW]	[kW]	[m³/h]	[kPa]	[kW]	[kW]	[m³/h]	[kPa]
5	3	15	7.25	5.67	2.1	89.14	7.21	6.52	2.07	87.17	7.4	7.4	2.14	92.42	8.24	8.24	2.39	111.84	9.09	9.09	2.63	132.54
		17	9.74	5.7	2.82	148.95	9.7	6.55	2.81	148.22	9.66	7.41	2.78	145.99	9.62	8.26	2.78	145.19	9.61	9.11	2.77	144.94
		19	-	-	-	-	12.41	6.6	3.58	225.87	12.37	7.46	3.56	224.66	12.33	8.32	3.55	223.37	12.29	9.17	3.54	221.97
		20	-	-	-	-	13.85	6.63	3.99	273.77	13.81	7.5	3.98	272.42	13.77	8.35	3.97	271.03	13.73	9.21	3.96	269.6
	4	15	6.28	5.21	1.35	41.24	6.33	6.08	1.36	41.8	6.92	6.92	1.48	48.8	7.79	7.79	1.68	60.43	8.64	8.64	1.87	72.39
		17	8.78	5.25	1.9	74.36	8.74	6.11	1.89	73.84	8.71	6.96	1.88	73.38	8.69	7.81	1.88	73.13	8.81	8.69	1.9	74.89
		19	-	-	-	-	11.43	6.15	2.46	117.19	11.39	7.01	2.45	116.47	11.35	7.86	2.45	115.73	11.31	8.71	2.44	114.96
		20	-	-	-	-	12.87	6.17	2.78	144.59	12.83	7.03	2.77	143.79	12.79	7.89	2.76	143.08	12.75	8.75	2.76	142.85
	5	15	5.31	4.76	0.91	20.95	5.65	5.63	0.97	23.33	6.48	6.48	1.12	29.72	7.33	7.33	1.26	36.75	8.18	8.18	1.4	44.01
		17	7.76	4.8	1.34	40.46	7.74	5.65	1.33	40.27	7.72	6.5	1.33	40.12	7.77	7.37	1.34	40.51	8.2	8.2	1.41	44.23
		19	-	-	-	-	10.43	5.7	1.8	67.33	10.39	6.55	1.79	66.87	10.36	7.41	1.78	66.45	10.32	8.25	1.78	66.05
		20	-	-	-	-	11.88	5.73	2.05	84.76	11.82	6.57	2.03	83.34	11.77	7.43	2.02	82.81	11.73	8.28	2.02	82.28
6	15	4.46	4.34	0.64	11.48	5.17	5.17	0.74	14.72	6.02	6.02	0.86	18.95	6.88	6.88	0.98	23.78	7.74	7.74	1.11	29.28	
	17	6.72	4.34	0.96	22.85	6.7	5.19	0.96	22.73	6.73	6.05	0.96	22.86	7.03	6.91	1	24.64	7.76	7.76	1.11	29.4	
	19	-	-	-	-	9.4	5.25	1.35	40.87	9.37	6.1	1.34	40.58	9.33	6.95	1.34	40.34	9.31	7.8	1.34	40.17	
	20	-	-	-	-	10.81	5.26	1.55	51.64	10.78	6.12	1.54	51.54	10.74	6.97	1.54	51.25	10.71	7.82	1.54	51.07	
7	3	15	5.32	4.77	1.53	51.06	5.63	5.62	1.63	56.74	6.48	6.48	1.88	72.43	7.32	7.32	2.11	88.74	8.18	8.18	2.36	107.82
		17	7.78	4.8	2.26	99.84	7.75	5.66	2.25	99.12	7.73	6.51	2.24	98.62	7.74	7.36	2.25	98.81	8.21	8.2	2.39	109.95
		19	-	-	-	-	10.44	5.7	3.04	167.82	10.4	6.55	3.03	166.69	10.36	7.41	3.02	165.59	10.32	8.25	3.01	164.43
		20	-	-	-	-	11.86	5.72	3.46	209.84	11.82	6.58	3.45	208.62	11.78	7.43	3.43	207.36	11.74	8.28	3.42	206.03
	4	15	4.44	4.35	0.95	22.51	5.18	5.18	1.12	29.59	6.03	6.03	1.3	38	6.89	6.89	1.49	48.28	7.73	7.73	1.67	58.63
		17	6.75	4.35	1.46	46.55	6.73	5.2	1.46	46.35	6.75	6.06	1.46	46.31	6.98	6.92	1.51	49.44	7.75	7.75	1.67	58.87
		19	-	-	-	-	9.41	5.25	2.04	83.1	9.37	6.1	2.03	82.52	9.33	6.95	2.02	81.97	9.29	7.79	2.01	80.98
		20	-	-	-	-	10.83	5.27	2.35	106.56	10.79	6.13	2.34	105.84	10.76	6.98	2.34	105.16	10.69	7.81	2.31	102.98
	5	15	3.87	3.85	0.66	12.09	4.73	4.73	0.81	17.01	5.59	5.59	0.96	22.59	6.45	6.45	1.11	29.09	7.29	7.29	1.25	35.65
		17	5.68	3.9	0.98	23.25	5.68	4.75	0.98	23.22	5.84	5.63	1	24.35	6.46	6.46	1.12	29.2	7.3	7.3	1.26	35.79
		19	-	-	-	-	8.34	4.8	1.44	45.31	8.31	5.65	1.44	44.99	8.25	6.08	1.41	64.72	8.28	7.35	1.43	44.75
		20	-	-	-	-	9.73	4.81	1.68	58.77	9.69	5.66	1.67	58.36	9.66	6.51	1.66	57.98	9.62	7.36	1.66	57.64
6	15	3.42	3.42	0.49	7.22	4.29	4.29	0.62	10.55	5.14	5.14	0.74	14.3	6	6	0.86	18.71	6.85	6.85	0.98	23.44	
	17	4.6	3.45	0.66	11.88	4.68	4.32	0.67	12.18	5.18	5.17	0.74	14.47	6.02	6.02	0.86	18.78	6.87	6.87	0.99	23.53	
	19	-	-	-	-	7.24	4.34	1.04	25.72	7.21	5.19	1.04	25.57	7.21	6.04	1.04	25.56	7.34	6.91	1.05	26.35	
	20	-	-	-	-	8.64	4.36	1.24	34.65	8.6	5.21	1.23	34.4	8.57	6.06	1.23	34.18	8.55	6.9	1.23	34.05	
9	3	15	3.88	3.87	1.12	29.21	4.73	4.73	1.35	40.55	5.58	5.58	1.61	54.81	6.44	6.44	1.86	70.22	7.29	7.29	2.11	87.36
		17	5.7	3.9	1.64	56.67	5.68	4.75	1.64	56.44	5.75	5.62	1.65	56.95	6.44	6.44	1.85	69.41	7.31	7.31	2.12	87.72
		19	-	-	-	-	8.34	4.79	2.42	110.74	8.3	5.65	2.41	109.88	8.28	6.5	2.41	109.78	8.23	7.33	2.37	106.8
		20	-	-	-	-	9.76	4.81	2.84	146.41	9.72	5.67	2.83	145.48	9.68	6.52	2.82	144.5	9.62	7.35	2.78	141.18
	4	15	3.44	3.44	0.74	14.25	4.3	4.3	0.92	20.91	5.14	5.14	1.1	28.33	5.99	5.99	1.29	36.91	6.84	6.84	1.47	46.66
		17	4.63	3.46	1	23.86	4.68	4.33	1.01	24.31	5.16	5.15	1.11	28.5	6.01	6.01	1.29	37.06	6.85	6.85	1.47	46.66
		19	-	-	-	-	7.24	4.34	1.56	51.67	7.21	5.19	1.56	51.31	7.2	6.04	1.55	51.13	7.27	6.91	1.57	52.02
		20	-	-	-	-	8.63	4.36	1.86	69.54	8.62	5.22	1.86	70.02	8.56	6.06	1.84	68.56	8.54	6.9	1.84	68.2
	5	15	2.99	2.99	0.51	7.71	3.85	3.85	0.66	11.8	4.71	4.71	0.81	16.56	5.56	5.56	0.95	21.98	6.41	6.41	1.1	28.14
		17	3.53	3.01	0.61	10.14	3.92	3.89	0.67	12.16	4.71	4.71	0.81	16.63	5.57	5.57	0.96	22.07	6.42	6.42	1.1	28.26
		19	-	-	-	-	6.1	3.89	1.05	25.81	6.09	4.74	1.05	25.71	6.15	5.61	1.06	26.11	6.54	6.46	1.13	29.14
		20	-	-	-	-	7.51	3.92	1.29	37.03	7.48	4.76	1.29	36.76	7.46	5.61	1.28	36.57	7.46	6.46	1.29	36.6
6	15	2.52	2.52	0.36	3.97	3.41	3.41	0.49	7.06	4.27	4.27	0.61	10.3	5.12	5.12	0.73	13.91	5.96	5.96	0.85	18.06	
	17	2.49	2.38	0.36	3.87	3.42	3.42	0.49	7.08	4.28	4.28	0.61	10.34	5.13	5.13	0.73	13.97	5.98	5.98	0.86	18.13	
	19	-	-	-	-	4.94	3.44	0.71	13.08	4.98	4.3	0.71	13.29	5.34	5.17	0.76	14.95	5.99	5.98	0.86	18.21	
	20	-	-	-	-	6.34	3.47	0.91	20.02	6.32	4.31	0.9	19.92	6.32	5.16	0.9	19.94	6.48	6.04	0.93	20.8	

Continued:

MDKH2(3)-800-R4																						
EWT	ΔT	Indoor temp(W.B.)	Indoor temperature (D.B.)																			
			21				23				25				27				29			
			TC	SC	WF	WPD	TC	SC	WF	WPD	TC	SC	WF	WPD	TC	SC	WF	WPD	TC	SC	WF	WPD
[°C]	[°C]	[°C]	[kW]	[kW]	[m³/h]	[kPa]	[kW]	[kW]	[m³/h]	[kPa]	[kW]	[kW]	[m³/h]	[kPa]	[kW]	[kW]	[m³/h]	[kPa]	[kW]	[kW]	[m³/h]	[kPa]
11	3	15	3	3	0.86	18.42	3.86	3.86	1.11	28.46	4.71	4.71	1.36	40.41	5.56	5.56	1.61	53.86	6.4	6.4	1.86	68.99
		17	3.53	3.01	1.01	24.22	3.89	3.88	1.12	28.83	4.72	4.72	1.37	40.57	5.57	5.57	1.61	54.07	6.42	6.42	1.86	69.27
		19	-	-	-	-	6.1	3.89	1.76	62.5	6.09	4.74	1.77	63.19	6.11	5.6	1.77	63.58	6.46	6.46	1.87	70.07
		20	-	-	-	-	7.49	3.91	2.16	89.8	7.46	4.76	2.15	89.16	7.44	5.61	2.15	88.96	7.43	6.45	2.15	88.89
	4	15	2.58	2.58	0.55	8.66	3.42	3.42	0.74	13.96	4.28	4.28	0.92	20.4	5.12	5.12	1.1	27.87	5.96	5.96	1.29	36.62
		17	2.63	2.62	0.57	9.02	3.43	3.43	0.74	14.01	4.27	4.27	0.92	20.49	5.13	5.13	1.11	28	5.98	5.98	1.3	36.77
		19	-	-	-	-	4.96	3.45	1.07	26.41	4.97	4.3	1.07	26.47	5.27	5.18	1.14	29.47	6	5.99	1.3	36.93
		20	-	-	-	-	6.33	3.46	1.36	40.16	6.31	4.31	1.36	39.9	6.3	5.15	1.36	39.83	6.39	6.03	1.38	40.85
	5	15	2.11	2.11	0.36	4.11	2.98	2.98	0.52	7.61	3.84	3.84	0.66	11.64	4.69	4.69	0.81	16.36	5.53	5.53	0.96	21.7
		17	2.12	2.12	0.37	4.14	2.99	2.99	0.52	7.65	3.85	3.85	0.66	11.69	4.7	4.7	0.81	16.43	5.54	5.54	0.96	21.79
		19	-	-	-	-	3.79	3.01	0.65	11.39	4.04	3.89	0.7	12.63	4.71	4.7	0.81	16.5	5.55	5.55	0.96	21.88
		20	-	-	-	-	5.15	3.02	0.89	19.22	5.14	3.87	0.89	19.19	5.24	4.75	0.91	19.78	5.67	5.58	0.98	22.66
6	15	1.53	1.53	0.22	1.44	2.53	2.53	0.36	4.11	3.39	3.39	0.49	6.86	4.24	4.24	0.61	10.01	5.09	5.09	0.73	13.62	
	17	1.54	1.54	0.22	1.45	2.54	2.54	0.36	4.13	3.4	3.4	0.49	6.89	4.25	4.25	0.61	10.05	5.1	5.1	0.73	13.68	
	19	-	-	-	-	2.65	2.6	0.38	4.52	3.41	3.39	0.49	6.92	4.27	4.27	0.61	10.1	5.12	5.12	0.73	13.74	
	20	-	-	-	-	3.89	2.57	0.56	8.65	3.97	3.45	0.57	8.92	4.42	4.3	0.63	10.71	5.12	5.11	0.73	13.77	
13	3	15	2.14	2.14	0.61	10.16	2.99	2.99	0.86	18	3.83	3.83	1.09	27.15	4.68	4.68	1.34	38.37	5.52	5.52	1.58	51.13
		17	2.14	2.14	0.61	10.21	3	3	0.86	18.07	3.83	3.83	1.09	27.26	4.68	4.68	1.34	38.53	5.53	5.53	1.58	51.33
		19	-	-	-	-	3.77	3	1.08	26.45	3.96	3.9	1.13	28.85	4.7	4.7	1.35	39	5.54	5.54	1.58	51.56
		20	-	-	-	-	5.15	3.03	1.48	46.01	5.14	3.87	1.48	45.8	5.17	4.73	1.49	46.34	5.57	5.57	1.59	52.07
	4	15	1.69	1.69	0.36	4.12	2.55	2.55	0.55	8.3	3.4	3.4	0.73	13.52	4.26	4.26	0.92	19.95	5.08	5.08	1.09	26.85
		17	1.69	1.69	0.36	4.15	2.56	2.56	0.55	8.34	3.4	3.4	0.73	13.58	4.26	4.26	0.92	20.03	5.09	5.09	1.09	26.96
		19	-	-	-	-	2.71	2.62	0.58	9.2	3.42	3.4	0.73	13.63	4.27	4.27	0.92	20.12	5.1	5.1	1.09	27.08
		20	-	-	-	-	3.93	2.58	0.85	17.44	3.97	3.44	0.86	17.76	4.37	4.31	0.94	20.95	5.11	5.11	1.1	27.15
	5	15	1.15	1.15	0.2	1.2	2.11	2.11	0.36	4.07	2.97	2.97	0.51	7.33	3.81	3.81	0.65	11.2	4.66	4.66	0.8	15.86
		17	1.15	1.15	0.2	1.2	2.11	2.11	0.36	4.09	2.99	2.99	0.51	7.35	3.82	3.82	0.66	11.25	4.67	4.67	0.8	15.93
		19	-	-	-	-	2.12	2.11	0.36	4.11	2.99	2.99	0.51	7.39	3.83	3.83	0.66	11.3	4.69	4.69	0.81	16
		20	-	-	-	-	2.66	2.14	0.46	6.07	3.09	3.03	0.53	7.85	3.84	3.83	0.66	11.32	4.69	4.69	0.81	16.04
6	15	0.81	0.81	0.12	0.67	1.54	1.54	0.22	1.41	2.52	2.52	0.36	4.05	3.38	3.38	0.48	6.68	4.23	4.23	0.61	9.81	
	17	0.81	0.81	0.12	0.67	1.54	1.54	0.22	1.41	2.53	2.53	0.36	4.07	3.39	3.39	0.48	6.71	4.24	4.24	0.61	9.85	
	19	-	-	-	-	1.55	1.55	0.22	1.42	2.54	2.54	0.36	4.1	3.4	3.4	0.49	6.74	4.25	4.25	0.61	9.9	
	20	-	-	-	-	1.55	1.55	0.22	1.42	2.54	2.54	0.36	4.11	3.4	3.4	0.49	6.75	4.26	4.26	0.61	9.92	

**Abbreviations:**

EWT: Enter Water Temp. (°C)      Δt: Temperature Difference (°C)      DB: Dry Bulb Temp. (°C)      WF: Water Flow (m³/h)  
 WB: Wet Bulb Temp. (°C)      TC: Total Cooling Capacity (kW)      SC: Sensible Cooling Capacity (kW)      WPD: Water Pressure Drop (kPa)

# MDV AC Fan Coil Unit



## 11.2 Heating capacity table

R3 series:

MDKH1-150-R3													
EWT	ΔT	Indoor temperature (D.B.)											
		16			18			20			22		
		TH	WF	WPD	TH	WF	WPD	TH	WF	WPD	TH	WF	WPD
[°C]	[°C]	[kW]	[m <sup>3</sup> /h]	[kPa]	[kW]	[m <sup>3</sup> /h]	[kPa]	[kW]	[m <sup>3</sup> /h]	[kPa]	[kW]	[m <sup>3</sup> /h]	[kPa]
40	6	1.35	0.19	5.33	1.2	0.17	4.37	1.05	0.15	3.51	0.9	0.13	2.7
	8	1.2	0.13	2.72	1.04	0.11	2.17	0.89	0.1	1.67	0.74	0.08	1.18
	10	1.04	0.09	1.49	0.88	0.08	1.03	0.7	0.06	0.63	0.55	0.05	0.41
	15	0.64	0.04	0.33	0.51	0.03	0.26	0.37	0.02	0.2	0.24	0.01	0.12
	20	0.32	0.01	0.14	0.17	0.01	0.07	-	-	-	-	-	-
45	6	1.7	0.25	7.81	1.55	0.22	6.69	1.41	0.2	5.65	1.26	0.18	4.65
	8	1.56	0.17	4.13	1.41	0.15	3.49	1.26	0.14	2.89	1.12	0.12	2.34
	10	1.4	0.12	2.43	1.27	0.11	2.01	1.11	0.1	1.62	0.96	0.08	1.27
	15	0.98	0.06	0.54	0.83	0.05	0.41	0.7	0.04	0.33	0.57	0.03	0.27
	20	0.66	0.03	0.25	0.53	0.02	0.2	0.39	0.02	0.15	0.24	0.01	0.1
50	6	2.04	0.3	10.49	1.9	0.28	9.25	1.76	0.25	8.07	1.61	0.23	6.97
	8	1.91	0.21	5.69	1.76	0.19	4.97	1.62	0.18	4.29	1.47	0.16	3.66
	10	1.77	0.15	3.46	1.62	0.14	2.99	1.48	0.13	2.55	1.33	0.12	2.13
	15	1.4	0.08	1.2	1.25	0.07	0.94	1.08	0.06	0.68	0.91	0.05	0.47
	20	0.98	0.04	0.34	0.85	0.04	0.29	0.72	0.03	0.25	0.59	0.03	0.2
55	6	2.38	0.35	13.37	2.24	0.32	12.02	2.1	0.3	10.73	1.95	0.28	9.5
	8	2.25	0.24	7.41	2.1	0.23	6.62	1.96	0.21	5.86	1.82	0.2	5.15
	10	2.11	0.18	4.59	1.97	0.17	4.07	1.83	0.16	3.58	1.68	0.15	3.11
	15	1.77	0.1	1.73	1.62	0.09	1.5	1.47	0.09	1.28	1.32	0.08	1.07
	20	1.36	0.06	0.6	1.19	0.05	0.45	1.04	0.05	0.35	0.91	0.04	0.29
60	6	2.7	0.39	16.41	2.57	0.37	14.97	2.43	0.35	13.49	2.29	0.33	12.17
	8	2.58	0.28	9.2	2.44	0.27	8.35	2.3	0.25	7.54	2.16	0.24	6.76
	10	2.45	0.21	5.74	2.31	0.2	5.18	2.17	0.19	4.65	2.03	0.18	4.14
	15	2.12	0.12	2.28	1.97	0.11	2.03	1.83	0.11	1.78	1.68	0.1	1.55
	20	1.76	0.08	1.05	1.61	0.07	0.9	1.45	0.06	0.72	1.29	0.06	0.55

### Abbreviations:

**Δt:** Temperature Difference (°C)    **TH:** Total Heating Capacity (kW)    **WF:** Water Flow (m<sup>3</sup>/h)    **WPD:** Water Pressure Drop (kPa)

MDKH1-250-R3													
EWT	ΔT	Indoor temperature (D.B.)											
		16			18			20			22		
		TH	WF	WPD	TH	WF	WPD	TH	WF	WPD	TH	WF	WPD
[°C]	[°C]	[kW]	[m <sup>3</sup> /h]	[kPa]	[kW]	[m <sup>3</sup> /h]	[kPa]	[kW]	[m <sup>3</sup> /h]	[kPa]	[kW]	[m <sup>3</sup> /h]	[kPa]
40	6	2.08	0.3	5.63	1.85	0.27	4.61	1.62	0.23	3.7	1.39	0.2	2.85
	8	1.85	0.2	2.87	1.61	0.17	2.28	1.38	0.15	1.76	1.14	0.12	1.26
	10	1.61	0.14	1.58	1.35	0.12	1.12	1.07	0.09	0.65	0.83	0.07	0.41
	15	0.96	0.06	0.33	0.77	0.04	0.26	0.57	0.03	0.2	0.36	0.02	0.13
	20	0.49	0.02	0.14	0.26	0.01	0.08	-	-	-	-	-	-
45	6	2.62	0.38	8.25	2.4	0.35	7.07	2.17	0.31	5.96	1.95	0.28	4.91
	8	2.41	0.26	4.36	2.18	0.24	3.68	1.95	0.21	3.05	1.72	0.19	2.47
	10	2.18	0.19	2.55	1.95	0.17	2.12	1.72	0.15	1.71	1.49	0.13	1.34
	15	1.49	0.09	0.56	1.24	0.07	0.41	1.05	0.06	0.33	0.86	0.05	0.27
	20	0.99	0.04	0.25	0.79	0.03	0.2	0.59	0.03	0.15	0.37	0.02	0.1
50	6	3.16	0.46	11.09	2.93	0.42	9.77	2.71	0.39	8.53	2.49	0.36	7.36
	8	2.95	0.32	6.01	2.72	0.29	5.25	2.5	0.27	4.53	2.27	0.25	3.86
	10	2.73	0.24	3.65	2.51	0.22	3.16	2.28	0.2	2.69	2.06	0.18	2.25
	15	2.17	0.13	1.27	1.93	0.11	1.01	1.66	0.1	0.73	1.39	0.08	0.49
	20	1.46	0.06	0.34	1.27	0.05	0.29	1.08	0.05	0.25	0.89	0.04	0.2
55	6	3.67	0.53	14.13	3.45	0.5	12.7	3.23	0.47	11.34	3.01	0.44	10.04
	8	3.47	0.38	7.83	3.25	0.35	6.99	3.03	0.33	6.2	2.81	0.31	5.44
	10	3.27	0.28	4.85	3.04	0.27	4.3	2.82	0.25	3.78	2.6	0.23	3.29
	15	2.73	0.16	1.83	2.51	0.15	1.58	2.27	0.13	1.35	2.04	0.12	1.13
	20	2.09	0.09	0.64	1.82	0.08	0.47	1.57	0.07	0.36	1.36	0.06	0.29
60	6	4.18	0.61	17.36	3.96	0.58	15.83	3.75	0.54	14.37	3.53	0.51	12.87
	8	3.98	0.43	9.73	3.76	0.41	8.83	3.55	0.39	7.97	3.33	0.36	7.15
	10	3.78	0.33	6.07	3.56	0.31	5.48	3.34	0.29	4.91	3.13	0.27	4.38
	15	3.27	0.19	2.41	3.05	0.18	2.14	2.82	0.16	1.88	2.6	0.15	1.64
	20	2.72	0.12	1.11	2.49	0.11	0.96	2.25	0.1	0.77	1.99	0.09	0.59

**Abbreviations:**

**Δt:** Temperature Difference (°C)    **TH:** Total Heating Capacity (kW)    **WF:** Water Flow (m<sup>3</sup>/h)    **WPD:** Water Pressure Drop (kPa)

MDKH1-350-R3													
EWT	ΔT	Indoor temperature (D.B.)											
		16			18			20			22		
		TH	WF	WPD	TH	WF	WPD	TH	WF	WPD	TH	WF	WPD
[°C]	[°C]	[kW]	[m <sup>3</sup> /h]	[kPa]	[kW]	[m <sup>3</sup> /h]	[kPa]	[kW]	[m <sup>3</sup> /h]	[kPa]	[kW]	[m <sup>3</sup> /h]	[kPa]
40	6	3.14	0.45	15.22	2.8	0.4	12.47	2.46	0.35	9.95	2.11	0.3	7.68
	8	2.82	0.3	7.76	2.46	0.27	6.21	2.12	0.23	4.79	1.77	0.19	3.53
	10	2.48	0.21	4.33	2.13	0.18	3.34	1.77	0.15	2.46	1.4	0.12	1.59
	15	1.42	0.08	0.7	1.12	0.06	0.51	0.84	0.05	0.38	0.54	0.03	0.25
	20	0.72	0.03	0.28	0.39	0.02	0.15	-	-	-	-	-	-
45	6	3.97	0.57	22.33	3.63	0.52	19.13	3.29	0.48	16.14	2.95	0.43	13.37
	8	3.65	0.39	11.8	3.31	0.36	9.96	2.97	0.32	8.26	2.63	0.28	6.7
	10	3.33	0.29	6.93	2.99	0.26	5.78	2.64	0.23	4.66	2.29	0.2	3.66
	15	2.47	0.14	2.17	2.11	0.12	1.6	1.68	0.1	0.95	1.27	0.07	0.56
	20	1.45	0.06	0.49	1.17	0.05	0.39	0.87	0.04	0.29	0.56	0.02	0.19
50	6	4.77	0.69	29.89	4.44	0.64	26.41	4.11	0.59	23.15	3.77	0.54	19.82
	8	4.46	0.48	16.29	4.13	0.45	14.22	3.79	0.41	12.28	3.46	0.37	10.46
	10	4.15	0.36	9.9	3.81	0.33	8.55	3.48	0.3	7.29	3.13	0.27	6.11
	15	3.35	0.19	3.48	3	0.17	2.89	2.65	0.15	2.35	2.29	0.13	1.85
	20	2.4	0.1	1.12	1.97	0.09	0.73	1.6	0.07	0.51	1.3	0.06	0.39
55	6	5.55	0.81	38.53	5.22	0.76	34.62	4.89	0.71	31	4.56	0.66	27.45
	8	5.25	0.57	21.35	4.92	0.54	19.06	4.6	0.5	16.89	4.26	0.46	14.83
	10	4.95	0.43	13.1	4.62	0.4	11.61	4.28	0.37	10.2	3.95	0.34	8.91
	15	4.17	0.24	4.97	3.83	0.22	4.3	3.49	0.2	3.67	3.15	0.18	3.08
	20	3.35	0.15	2.14	3	0.13	1.78	2.64	0.11	1.41	2.24	0.1	0.99
60	6	6.31	0.91	46.99	5.99	0.87	42.83	5.66	0.82	38.97	5.34	0.77	35.2
	8	6.02	0.65	26.34	5.69	0.62	23.9	5.37	0.58	21.56	5.04	0.55	19.33
	10	5.73	0.5	16.53	5.4	0.47	14.92	5.07	0.44	13.33	4.74	0.41	11.87
	15	4.98	0.29	6.54	4.64	0.27	5.8	4.31	0.25	5.11	3.97	0.23	4.45
	20	4.19	0.18	3.04	3.85	0.17	2.63	3.5	0.15	2.25	3.15	0.14	1.89

**Abbreviations:**

**Δt:** Temperature Difference (°C)    **TH:** Total Heating Capacity (kW)    **WF:** Water Flow (m<sup>3</sup>/h)    **WPD:** Water Pressure Drop (kPa)

MDKH1-500-R3													
EWT	ΔT	Indoor temperature (D.B.)											
		16			18			20			22		
		TH	WF	WPD	TH	WF	WPD	TH	WF	WPD	TH	WF	WPD
[°C]	[°C]	[kW]	[m <sup>3</sup> /h]	[kPa]	[kW]	[m <sup>3</sup> /h]	[kPa]	[kW]	[m <sup>3</sup> /h]	[kPa]	[kW]	[m <sup>3</sup> /h]	[kPa]
40	6	4.09	0.59	23.91	3.64	0.52	19.58	3.2	0.46	15.63	2.75	0.4	12.05
	8	3.67	0.4	12.25	3.22	0.35	9.79	2.77	0.3	7.52	2.31	0.25	5.55
	10	3.23	0.28	6.79	2.78	0.24	5.25	2.33	0.2	3.87	1.86	0.16	2.66
	15	1.98	0.11	1.34	1.39	0.08	0.67	1.03	0.06	0.47	0.67	0.04	0.31
	20	0.91	0.04	0.34	0.51	0.02	0.2	-	-	-	-	-	-
45	6	5.16	0.74	35.08	4.72	0.68	30.15	4.28	0.62	25.42	3.84	0.55	21.06
	8	4.75	0.51	18.57	4.31	0.47	15.68	3.87	0.42	13.01	3.42	0.37	10.54
	10	4.34	0.38	10.9	3.9	0.34	9.04	3.45	0.3	7.34	3	0.26	5.82
	15	3.26	0.19	3.43	2.79	0.16	2.65	2.32	0.13	1.94	1.76	0.1	1.05
	20	1.8	0.08	0.64	1.43	0.06	0.48	1.08	0.05	0.36	0.71	0.03	0.24
50	6	6.2	0.89	47.25	5.77	0.83	41.93	5.34	0.77	36.46	4.9	0.71	31.33
	8	5.81	0.63	25.84	5.37	0.58	22.56	4.94	0.54	19.49	4.5	0.49	16.5
	10	5.41	0.47	15.61	4.97	0.43	13.49	4.53	0.39	11.49	4.09	0.36	9.64
	15	4.38	0.25	5.51	3.92	0.23	4.56	3.47	0.2	3.71	3.02	0.17	2.93
	20	3.26	0.14	2.1	2.76	0.12	1.53	2.16	0.09	0.89	1.62	0.07	0.52
55	6	7.22	1.05	61.38	6.8	0.99	55.14	6.36	0.92	48.84	5.94	0.86	43.22
	8	6.84	0.74	33.77	6.41	0.7	30.06	5.98	0.65	26.62	5.55	0.6	23.35
	10	6.45	0.56	20.73	6.02	0.52	18.37	5.59	0.49	16.14	5.15	0.45	14.03
	15	5.46	0.32	7.85	5.01	0.29	6.79	4.57	0.26	5.8	4.13	0.24	4.87
	20	4.4	0.19	3.39	3.94	0.17	2.82	3.48	0.15	2.29	3.02	0.13	1.8
60	6	8.22	1.19	75.29	7.8	1.13	68.62	7.37	1.07	61.78	6.96	1.01	56.09
	8	7.84	0.85	41.84	7.42	0.81	38.05	7	0.76	34.32	6.58	0.72	30.78
	10	7.47	0.65	26.25	7.05	0.61	23.68	6.62	0.58	21.24	6.19	0.54	18.91
	15	6.5	0.38	10.32	6.07	0.35	9.19	5.64	0.33	8.09	5.2	0.3	7.04
	20	5.49	0.24	4.81	5.05	0.22	4.17	4.6	0.2	3.56	4.15	0.18	3

**Abbreviations:**

**Δt:** Temperature Difference (°C)    **TH:** Total Heating Capacity (kW)    **WF:** Water Flow (m<sup>3</sup>/h)    **WPD:** Water Pressure Drop (kPa)

MDKH1-700-R3													
EWT	ΔT	Indoor temperature (D.B.)											
		16			18			20			22		
		TH	WF	WPD	TH	WF	WPD	TH	WF	WPD	TH	WF	WPD
[°C]	[°C]	[kW]	[m <sup>3</sup> /h]	[kPa]	[kW]	[m <sup>3</sup> /h]	[kPa]	[kW]	[m <sup>3</sup> /h]	[kPa]	[kW]	[m <sup>3</sup> /h]	[kPa]
40	6	5.47	0.79	20.47	4.88	0.7	16.76	4.27	0.62	13.36	3.68	0.53	10.3
	8	4.91	0.53	10.47	4.31	0.47	8.37	3.7	0.4	6.42	3.09	0.33	4.73
	10	4.32	0.37	5.79	3.72	0.32	4.47	3.1	0.27	3.29	2.48	0.21	2.26
	15	2.58	0.15	1.09	1.78	0.1	0.54	1.33	0.08	0.38	0.88	0.05	0.26
	20	1.18	0.05	0.28	0.67	0.03	0.16	-	-	-	-	-	-
45	6	6.91	1	30.17	6.32	0.91	25.83	5.73	0.83	21.78	5.14	0.74	18.04
	8	6.36	0.69	15.9	5.77	0.62	13.42	5.18	0.56	11.12	4.58	0.5	9.02
	10	5.81	0.5	9.31	5.21	0.45	7.73	4.62	0.4	6.3	4.01	0.35	4.96
	15	4.35	0.25	2.92	3.72	0.21	2.25	3.09	0.18	1.64	2.3	0.13	0.86
	20	2.31	0.1	0.51	1.84	0.08	0.39	1.4	0.06	0.3	0.93	0.04	0.2
50	6	8.32	1.2	40.85	7.73	1.12	35.86	7.16	1.03	31.16	6.57	0.95	26.85
	8	7.78	0.84	22.15	7.2	0.78	19.35	6.62	0.72	16.6	6.03	0.65	14.14
	10	7.25	0.63	13.37	6.66	0.58	11.54	6.07	0.53	9.84	5.48	0.48	8.24
	15	5.85	0.34	4.71	5.25	0.3	3.89	4.64	0.27	3.16	4.03	0.23	2.49
	20	4.34	0.19	1.78	3.66	0.16	1.29	2.81	0.12	0.71	2.08	0.09	0.42
55	6	9.68	1.4	52.35	9.11	1.32	47.01	8.53	1.24	41.92	7.96	1.16	37.22
	8	9.17	1	28.89	8.59	0.93	25.77	8.01	0.87	22.81	7.44	0.81	20.14
	10	8.65	0.75	17.77	8.07	0.7	15.75	7.48	0.65	13.83	6.92	0.6	12.02
	15	7.3	0.42	6.71	6.71	0.39	5.8	6.12	0.35	4.96	5.52	0.32	4.16
	20	5.87	0.25	2.89	5.27	0.23	2.4	4.65	0.2	1.95	4.02	0.17	1.53
60	6	11.02	1.59	64.26	10.46	1.52	58.96	9.9	1.44	53.46	9.33	1.35	48.2
	8	10.53	1.14	36.02	9.96	1.08	32.76	9.39	1.02	29.47	8.81	0.96	26.34
	10	10.02	0.87	22.52	9.45	0.82	20.32	8.87	0.77	18.21	8.32	0.72	16.2
	15	8.72	0.51	8.87	8.13	0.47	7.87	7.55	0.44	6.92	6.96	0.4	6.03
	20	7.35	0.32	4.11	6.75	0.29	3.56	6.14	0.27	3.04	5.55	0.24	2.56

**Abbreviations:**

**Δt:** Temperature Difference (°C)    **TH:** Total Heating Capacity (kW)    **WF:** Water Flow (m<sup>3</sup>/h)    **WPD:** Water Pressure Drop (kPa)



MDKH1-800-R3													
EWT	ΔT	Indoor temperature (D.B.)											
		16			18			20			22		
		TH	WF	WPD	TH	WF	WPD	TH	WF	WPD	TH	WF	WPD
[°C]	[°C]	[kW]	[m <sup>3</sup> /h]	[kPa]	[kW]	[m <sup>3</sup> /h]	[kPa]	[kW]	[m <sup>3</sup> /h]	[kPa]	[kW]	[m <sup>3</sup> /h]	[kPa]
40	6	6.25	0.9	12.83	5.58	0.8	10.51	4.89	0.7	8.38	4.2	0.6	6.46
	8	5.6	0.61	6.55	4.91	0.53	5.23	4.22	0.46	4.04	3.52	0.38	2.98
	10	4.94	0.43	3.65	4.23	0.37	2.82	3.54	0.31	2.08	2.82	0.24	1.35
	15	3.01	0.17	0.65	2.35	0.14	0.46	1.73	0.1	0.34	1.08	0.06	0.21
	20	1.45	0.06	0.24	0.75	0.03	0.13	-	-	-	-	-	-
45	6	7.88	1.14	18.77	7.21	1.04	16.07	6.55	0.94	13.56	5.86	0.85	11.23
	8	7.25	0.78	9.91	6.57	0.71	8.37	5.89	0.64	6.94	5.21	0.56	5.62
	10	6.6	0.57	5.84	5.93	0.51	4.85	5.23	0.45	3.91	4.54	0.39	3.08
	15	4.93	0.28	1.84	4.24	0.24	1.35	3.44	0.2	0.85	2.67	0.15	0.52
	20	3.03	0.13	0.44	2.41	0.1	0.35	1.77	0.08	0.26	1.09	0.05	0.16
50	6	9.46	1.37	25.22	8.8	1.27	22.22	8.13	1.17	19.24	7.47	1.08	16.72
	8	8.85	0.96	13.64	8.18	0.89	11.91	7.51	0.81	10.28	6.84	0.74	8.75
	10	8.22	0.71	8.28	7.55	0.66	7.15	6.88	0.6	6.09	6.2	0.54	5.11
	15	6.62	0.38	2.92	5.93	0.34	2.43	5.24	0.3	1.97	4.54	0.26	1.55
	20	4.86	0.21	0.97	4.08	0.18	0.67	3.34	0.14	0.46	2.7	0.12	0.35
55	6	10.99	1.6	32.32	10.34	1.5	29.05	9.69	1.41	25.93	9.04	1.32	22.97
	8	10.39	1.13	17.83	9.74	1.06	15.92	9.08	0.99	14.11	8.42	0.92	12.32
	10	9.79	0.85	10.94	9.13	0.8	9.73	8.47	0.74	8.55	7.8	0.68	7.43
	15	8.24	0.48	4.14	7.57	0.44	3.58	6.89	0.4	3.06	6.22	0.36	2.57
	20	6.63	0.29	1.8	5.91	0.26	1.49	5.23	0.23	1.18	4.49	0.19	0.84
60	6	12.48	1.81	39.3	11.84	1.72	35.82	11.19	1.62	32.49	10.55	1.53	29.3
	8	11.9	1.29	21.94	11.25	1.22	19.91	10.62	1.15	17.96	9.96	1.08	16.09
	10	11.32	0.99	13.78	10.66	0.93	12.38	10.01	0.87	11.1	9.36	0.81	9.88
	15	9.82	0.57	5.44	9.15	0.53	4.83	8.48	0.49	4.24	7.83	0.45	3.69
	20	8.26	0.36	2.53	7.58	0.33	2.19	6.9	0.3	1.87	6.22	0.27	1.57

**Abbreviations:**

**Δt:** Temperature Difference (°C)   
**TH:** Total Heating Capacity (kW)   
**WF:** Water Flow (m<sup>3</sup>/h)   
**WPD:** Water Pressure Drop (kPa)

MDKH2(3)-150-R3													
EWT	ΔT	Indoor temperature (D.B.)											
		16			18			20			22		
		TH	WF	WPD	TH	WF	WPD	TH	WF	WPD	TH	WF	WPD
[°C]	[°C]	[kW]	[m <sup>3</sup> /h]	[kPa]	[kW]	[m <sup>3</sup> /h]	[kPa]	[kW]	[m <sup>3</sup> /h]	[kPa]	[kW]	[m <sup>3</sup> /h]	[kPa]
40	6	1.48	0.21	6.31	1.32	0.19	5.17	1.15	0.17	4.12	0.99	0.14	3.21
	8	1.32	0.14	3.23	1.16	0.13	2.59	1	0.11	2	0.83	0.09	1.48
	10	1.17	0.1	1.81	1	0.09	1.38	0.83	0.07	0.9	0.66	0.06	0.55
	15	0.75	0.04	0.4	0.59	0.03	0.31	0.42	0.02	0.23	0.26	0.01	0.14
	20	0.35	0.01	0.16	0.17	0.01	0.08	-	-	-	-	-	-
45	6	1.86	0.27	9.17	1.7	0.25	7.86	1.54	0.22	6.64	1.38	0.2	5.51
	8	1.71	0.19	4.86	1.55	0.17	4.11	1.39	0.15	3.41	1.23	0.13	2.77
	10	1.56	0.13	2.87	1.4	0.12	2.38	1.23	0.11	1.93	1.07	0.09	1.52
	15	1.16	0.07	0.77	0.99	0.06	0.55	0.83	0.05	0.41	0.66	0.04	0.32
	20	0.76	0.03	0.3	0.59	0.03	0.23	0.43	0.02	0.17	0.26	0.01	0.1
50	6	2.23	0.32	12.26	2.08	0.3	10.81	1.92	0.28	9.44	1.76	0.26	8.15
	8	2.09	0.23	6.66	1.93	0.21	5.82	1.77	0.19	5.03	1.61	0.17	4.28
	10	1.94	0.17	4.06	1.78	0.15	3.51	1.62	0.14	2.99	1.46	0.13	2.51
	15	1.56	0.09	1.44	1.4	0.08	1.2	1.23	0.07	0.91	1.07	0.06	0.65
	20	1.15	0.05	0.44	0.99	0.04	0.35	0.83	0.04	0.29	0.67	0.03	0.24
55	6	2.59	0.38	15.56	2.44	0.35	13.99	2.28	0.33	12.49	2.13	0.31	11.06
	8	2.45	0.27	8.63	2.3	0.25	7.71	2.14	0.23	6.83	1.98	0.22	6
	10	2.31	0.2	5.35	2.15	0.19	4.75	1.99	0.17	4.17	1.84	0.16	3.63
	15	1.94	0.11	2.04	1.78	0.1	1.76	1.62	0.09	1.51	1.46	0.08	1.27
	20	1.55	0.07	0.81	1.39	0.06	0.62	1.22	0.05	0.48	1.06	0.05	0.37
60	6	2.94	0.43	19.03	2.79	0.41	17.36	2.64	0.38	15.76	2.49	0.36	14.23
	8	2.8	0.31	10.67	2.65	0.29	9.69	2.5	0.27	8.74	2.35	0.26	7.84
	10	2.66	0.23	6.66	2.51	0.22	6.01	2.36	0.2	5.4	2.2	0.19	4.81
	15	2.31	0.13	2.66	2.15	0.12	2.36	2	0.12	2.08	1.84	0.11	1.81
	20	1.94	0.08	1.25	1.78	0.08	1.08	1.62	0.07	0.91	1.46	0.06	0.72

**Abbreviations:**

**Δt:** Temperature Difference (°C)    **TH:** Total Heating Capacity (kW)    **WF:** Water Flow (m<sup>3</sup>/h)    **WPD:** Water Pressure Drop (kPa)

MDKH2(3)-250-R3													
EWT	ΔT	Indoor temperature (D.B.)											
		16			18			20			22		
		TH	WF	WPD	TH	WF	WPD	TH	WF	WPD	TH	WF	WPD
[°C]	[°C]	[kW]	[m <sup>3</sup> /h]	[kPa]	[kW]	[m <sup>3</sup> /h]	[kPa]	[kW]	[m <sup>3</sup> /h]	[kPa]	[kW]	[m <sup>3</sup> /h]	[kPa]
40	6	2.17	0.31	6.09	1.93	0.28	4.99	1.7	0.24	4.02	1.45	0.21	3.09
	8	1.94	0.21	3.1	1.69	0.18	2.47	1.45	0.16	1.9	1.2	0.13	1.39
	10	1.69	0.15	1.71	1.42	0.12	1.26	1.14	0.1	0.74	0.86	0.07	0.44
	15	0.99	0.06	0.34	0.79	0.05	0.27	0.59	0.03	0.2	0.38	0.02	0.13
	20	0.51	0.02	0.15	0.27	0.01	0.08	-	-	-	-	-	-
45	6	2.75	0.4	8.93	2.51	0.36	7.65	2.28	0.33	6.46	2.04	0.29	5.35
	8	2.52	0.27	4.72	2.28	0.25	3.99	2.04	0.22	3.3	1.81	0.2	2.68
	10	2.29	0.2	2.77	2.05	0.18	2.29	1.8	0.16	1.85	1.56	0.14	1.45
	15	1.57	0.09	0.62	1.3	0.07	0.44	1.09	0.06	0.34	0.89	0.05	0.27
	20	1.03	0.04	0.26	0.82	0.04	0.21	0.61	0.03	0.16	0.39	0.02	0.1
50	6	3.31	0.48	12.02	3.07	0.45	10.59	2.84	0.41	9.24	2.6	0.38	7.98
	8	3.09	0.33	6.51	2.85	0.31	5.69	2.62	0.28	4.91	2.38	0.26	4.18
	10	2.86	0.25	3.96	2.63	0.23	3.42	2.39	0.21	2.91	2.16	0.19	2.44
	15	2.28	0.13	1.38	2.03	0.12	1.13	1.76	0.1	0.83	1.47	0.08	0.55
	20	1.52	0.07	0.36	1.32	0.06	0.3	1.12	0.05	0.25	0.92	0.04	0.21
55	6	3.85	0.56	15.33	3.62	0.53	13.78	3.39	0.49	12.3	3.16	0.46	10.89
	8	3.64	0.4	8.49	3.41	0.37	7.58	3.18	0.35	6.72	2.94	0.32	5.9
	10	3.42	0.3	5.26	3.19	0.28	4.66	2.96	0.26	4.1	2.73	0.24	3.56
	15	2.86	0.17	1.98	2.63	0.15	1.71	2.39	0.14	1.46	2.15	0.12	1.22
	20	2.21	0.1	0.73	1.92	0.08	0.53	1.64	0.07	0.39	1.41	0.06	0.31
60	6	4.38	0.64	18.84	4.15	0.6	17.18	3.93	0.57	15.59	3.7	0.54	13.97
	8	4.17	0.45	10.56	3.95	0.43	9.58	3.72	0.41	8.65	3.49	0.38	7.76
	10	3.96	0.34	6.58	3.73	0.32	5.94	3.51	0.3	5.33	3.28	0.28	4.74
	15	3.43	0.2	2.61	3.19	0.19	2.32	2.96	0.17	2.04	2.73	0.16	1.77
	20	2.86	0.12	1.21	2.62	0.11	1.04	2.36	0.1	0.87	2.1	0.09	0.67

**Abbreviations:**

**Δt:** Temperature Difference (°C)   
**TH:** Total Heating Capacity (kW)   
**WF:** Water Flow (m<sup>3</sup>/h)   
**WPD:** Water Pressure Drop (kPa)

MDKH2(3)-350-R3													
EWT	ΔT	Indoor temperature (D.B.)											
		16			18			20			22		
		TH	WF	WPD	TH	WF	WPD	TH	WF	WPD	TH	WF	WPD
[°C]	[°C]	[kW]	[m <sup>3</sup> /h]	[kPa]	[kW]	[m <sup>3</sup> /h]	[kPa]	[kW]	[m <sup>3</sup> /h]	[kPa]	[kW]	[m <sup>3</sup> /h]	[kPa]
40	6	3.27	0.47	16.35	2.92	0.42	13.39	2.56	0.37	10.69	2.2	0.32	8.24
	8	2.94	0.32	8.39	2.57	0.28	6.67	2.21	0.24	5.15	1.85	0.2	3.8
	10	2.59	0.22	4.65	2.22	0.19	3.59	1.85	0.16	2.65	1.47	0.13	1.78
	15	1.53	0.09	0.79	1.19	0.07	0.55	0.88	0.05	0.4	0.56	0.03	0.26
	20	0.76	0.03	0.29	0.4	0.02	0.16	-	-	-	-	-	-
45	6	4.13	0.6	23.96	3.78	0.55	20.53	3.43	0.5	17.31	3.07	0.44	14.35
	8	3.8	0.41	12.66	3.45	0.37	10.69	3.09	0.33	8.87	2.74	0.3	7.19
	10	3.47	0.3	7.43	3.11	0.27	6.2	2.75	0.24	5.03	2.39	0.21	3.94
	15	2.59	0.15	2.34	2.22	0.13	1.77	1.8	0.1	1.11	1.36	0.08	0.63
	20	1.54	0.07	0.52	1.23	0.05	0.41	0.92	0.04	0.31	0.58	0.02	0.2
50	6	4.96	0.72	32.06	4.62	0.67	28.24	4.27	0.62	24.82	3.92	0.57	21.41
	8	4.65	0.5	17.46	4.29	0.47	15.25	3.95	0.43	13.16	3.6	0.39	11.22
	10	4.32	0.38	10.61	3.97	0.34	9.16	3.62	0.31	7.81	3.26	0.28	6.55
	15	3.48	0.2	3.74	3.12	0.18	3.11	2.76	0.16	2.52	2.39	0.14	1.99
	20	2.55	0.11	1.28	2.11	0.09	0.84	1.7	0.07	0.56	1.38	0.06	0.42
55	6	5.77	0.84	41.17	5.43	0.79	37.11	5.09	0.74	33.23	4.75	0.69	29.42
	8	5.46	0.59	22.75	5.12	0.56	20.42	4.79	0.52	18.1	4.43	0.48	15.89
	10	5.15	0.45	14.03	4.8	0.42	12.44	4.46	0.39	10.93	4.11	0.36	9.54
	15	4.34	0.25	5.32	3.99	0.23	4.6	3.63	0.21	3.93	3.28	0.19	3.3
	20	3.49	0.15	2.3	3.13	0.14	1.91	2.75	0.12	1.54	2.36	0.1	1.11
60	6	6.56	0.95	50.68	6.22	0.9	45.88	5.89	0.85	41.57	5.55	0.8	37.66
	8	6.26	0.68	28.2	5.92	0.64	25.59	5.58	0.61	23.08	5.24	0.57	20.69
	10	5.96	0.52	17.7	5.62	0.49	15.97	5.27	0.46	14.3	4.91	0.43	12.7
	15	5.18	0.3	7	4.83	0.28	6.21	4.48	0.26	5.46	4.13	0.24	4.76
	20	4.36	0.19	3.26	4	0.17	2.82	3.64	0.16	2.41	3.29	0.14	2.02

**Abbreviations:**

**Δt:** Temperature Difference (°C)    **TH:** Total Heating Capacity (kW)    **WF:** Water Flow (m<sup>3</sup>/h)    **WPD:** Water Pressure Drop (kPa)

MDKH2(3)-500-R3													
EWT	ΔT	Indoor temperature (D.B.)											
		16			18			20			22		
		TH	WF	WPD	TH	WF	WPD	TH	WF	WPD	TH	WF	WPD
[°C]	[°C]	[kW]	[m <sup>3</sup> /h]	[kPa]	[kW]	[m <sup>3</sup> /h]	[kPa]	[kW]	[m <sup>3</sup> /h]	[kPa]	[kW]	[m <sup>3</sup> /h]	[kPa]
40	6	4.23	0.61	25.38	3.77	0.54	20.78	3.31	0.48	16.59	2.85	0.41	12.79
	8	3.8	0.41	13	3.33	0.36	10.39	2.87	0.31	7.98	2.4	0.26	5.89
	10	3.35	0.29	7.21	2.88	0.25	5.57	2.41	0.21	4.11	1.93	0.17	2.83
	15	2.11	0.12	1.55	1.49	0.09	0.76	1.09	0.06	0.5	0.71	0.04	0.33
	20	0.95	0.04	0.36	0.52	0.02	0.2	-	-	-	-	-	-
45	6	5.33	0.77	37.05	4.88	0.7	31.96	4.42	0.64	26.95	3.97	0.57	22.33
	8	4.91	0.53	19.68	4.45	0.48	16.62	4	0.43	13.78	3.54	0.38	11.17
	10	4.49	0.39	11.55	4.03	0.35	9.59	3.56	0.31	7.78	3.1	0.27	6.16
	15	3.38	0.19	3.64	2.9	0.17	2.82	2.36	0.14	2.08	1.87	0.11	1.21
	20	1.93	0.08	0.72	1.51	0.07	0.51	1.14	0.05	0.38	0.74	0.03	0.25
50	6	6.41	0.92	50.06	5.96	0.86	44.41	5.53	0.8	38.76	5.07	0.73	33.31
	8	6	0.65	27.37	5.55	0.6	23.89	5.11	0.55	20.63	4.65	0.5	17.47
	10	5.59	0.49	16.53	5.14	0.45	14.28	4.68	0.41	12.16	4.23	0.37	10.2
	15	4.53	0.26	5.83	4.06	0.23	4.85	3.58	0.21	3.93	3.12	0.18	3.1
	20	3.38	0.15	2.24	2.88	0.12	1.68	2.31	0.1	1.02	1.73	0.07	0.58
55	6	7.46	1.08	64.94	7.02	1.02	58.34	6.57	0.95	51.69	6.13	0.89	45.75
	8	7.07	0.77	35.72	6.62	0.72	31.8	6.17	0.67	28.16	5.73	0.62	24.71
	10	6.66	0.58	21.93	6.22	0.54	19.43	5.77	0.5	17.07	5.31	0.46	14.84
	15	5.63	0.33	8.3	5.18	0.3	7.18	4.72	0.27	6.13	4.26	0.25	5.15
	20	4.55	0.2	3.59	4.08	0.18	2.98	3.6	0.16	2.43	3.12	0.14	1.91
60	6	8.48	1.23	79.59	8.05	1.17	72.54	7.61	1.1	65.31	7.18	1.04	59.3
	8	8.1	0.88	44.23	7.66	0.83	40.15	7.22	0.79	36.28	6.79	0.74	32.63
	10	7.71	0.67	27.74	7.27	0.63	25.03	6.83	0.59	22.44	6.39	0.56	19.98
	15	6.71	0.39	10.91	6.26	0.36	9.71	5.82	0.34	8.54	5.37	0.31	7.44
	20	5.67	0.25	5.08	5.21	0.23	4.4	4.75	0.21	3.76	4.29	0.19	3.16

**Abbreviations:**

**Δt:** Temperature Difference (°C)   
**TH:** Total Heating Capacity (kW)   
**WF:** Water Flow (m<sup>3</sup>/h)   
**WPD:** Water Pressure Drop (kPa)

MDKH2(3)-700-R3													
EWT	ΔT	Indoor temperature (D.B.)											
		16			18			20			22		
		TH	WF	WPD	TH	WF	WPD	TH	WF	WPD	TH	WF	WPD
[°C]	[°C]	[kW]	[m <sup>3</sup> /h]	[kPa]	[kW]	[m <sup>3</sup> /h]	[kPa]	[kW]	[m <sup>3</sup> /h]	[kPa]	[kW]	[m <sup>3</sup> /h]	[kPa]
40	6	5.9	0.85	23.26	5.25	0.76	19.04	4.61	0.66	15.19	3.97	0.57	11.71
	8	5.29	0.57	11.89	4.64	0.5	9.5	3.99	0.43	7.29	3.34	0.36	5.37
	10	4.67	0.4	6.57	4.01	0.35	5.07	3.35	0.29	3.74	2.67	0.23	2.56
	15	2.82	0.16	1.33	1.8	0.1	0.54	1.34	0.08	0.39	0.9	0.05	0.26
	20	1.21	0.05	0.29	0.71	0.03	0.17	-	-	-	-	-	-
45	6	7.45	1.07	34.28	6.82	0.99	29.44	6.18	0.89	24.83	5.55	0.8	20.56
	8	6.86	0.74	18.11	6.22	0.67	15.29	5.59	0.6	12.67	4.95	0.53	10.27
	10	6.27	0.54	10.61	5.62	0.49	8.8	4.98	0.43	7.14	4.33	0.38	5.65
	15	4.69	0.27	3.31	4.02	0.23	2.55	3.33	0.19	1.87	2.52	0.15	1.06
	20	2.35	0.1	0.52	1.86	0.08	0.39	1.43	0.06	0.3	0.97	0.04	0.21
50	6	8.97	1.29	46.35	8.35	1.21	41.12	7.72	1.12	35.73	7.09	1.02	30.7
	8	8.41	0.91	25.31	7.78	0.84	22.09	7.14	0.77	18.96	6.51	0.7	16.15
	10	7.83	0.68	15.27	7.19	0.62	13.19	6.56	0.57	11.24	5.92	0.51	9.42
	15	6.33	0.37	5.37	5.68	0.33	4.44	5.02	0.29	3.61	4.36	0.25	2.84
	20	4.69	0.2	2.03	3.98	0.17	1.53	3.06	0.13	0.86	2.12	0.09	0.43
55	6	10.47	1.52	60.42	9.85	1.43	54.27	9.22	1.34	48.04	8.6	1.25	42.5
	8	9.91	1.08	33.1	9.29	1.01	29.54	8.67	0.94	26.15	8.04	0.87	22.93
	10	9.35	0.81	20.35	8.72	0.76	18.03	8.1	0.7	15.83	7.47	0.65	13.77
	15	7.9	0.46	7.68	7.27	0.42	6.64	6.63	0.38	5.67	5.98	0.35	4.76
	20	6.37	0.28	3.3	5.7	0.25	2.74	5.04	0.22	2.23	4.36	0.19	1.75
60	6	11.93	1.73	74.37	11.32	1.64	67.28	10.7	1.55	60.97	10.09	1.47	55.34
	8	11.39	1.24	41.27	10.77	1.17	37.52	10.16	1.11	33.89	9.54	1.04	30.33
	10	10.85	0.94	25.86	10.22	0.89	23.33	9.6	0.84	20.91	8.99	0.78	18.61
	15	9.44	0.55	10.14	8.81	0.51	9.03	8.18	0.47	7.95	7.55	0.44	6.92
	20	7.97	0.35	4.71	7.32	0.32	4.08	6.68	0.29	3.49	6.03	0.26	2.93

**Abbreviations:**

**Δt:** Temperature Difference (°C)    **TH:** Total Heating Capacity (kW)    **WF:** Water Flow (m<sup>3</sup>/h)    **WPD:** Water Pressure Drop (kPa)

MDKH2(3)-800-R3													
EWT	ΔT	Indoor temperature (D.B.)											
		16			18			20			22		
		TH	WF	WPD	TH	WF	WPD	TH	WF	WPD	TH	WF	WPD
[°C]	[°C]	[kW]	[m <sup>3</sup> /h]	[kPa]	[kW]	[m <sup>3</sup> /h]	[kPa]	[kW]	[m <sup>3</sup> /h]	[kPa]	[kW]	[m <sup>3</sup> /h]	[kPa]
40	6	6.78	0.98	14.73	6.04	0.87	12.06	5.3	0.76	9.61	4.56	0.66	7.41
	8	6.07	0.66	7.49	5.33	0.58	5.98	4.57	0.49	4.61	3.82	0.41	3.39
	10	5.35	0.46	4.16	4.58	0.4	3.2	3.81	0.33	2.35	3.02	0.26	1.58
	15	2.83	0.16	0.59	2.22	0.13	0.43	1.68	0.1	0.32	1.11	0.06	0.22
	20	1.49	0.06	0.24	0.84	0.04	0.14	-	-	-	-	-	-
45	6	8.58	1.24	21.7	7.87	1.13	18.59	7.11	1.03	15.67	6.38	0.92	12.98
	8	7.89	0.85	11.44	7.15	0.77	9.66	6.42	0.69	8	5.67	0.61	6.49
	10	7.19	0.62	6.73	6.45	0.56	5.58	5.7	0.49	4.5	4.95	0.43	3.54
	15	5.33	0.31	2.08	4.54	0.26	1.58	3.58	0.21	0.93	2.54	0.15	0.47
	20	2.88	0.12	0.41	2.33	0.1	0.33	1.77	0.08	0.25	1.17	0.05	0.17
50	6	10.32	1.49	29.15	9.6	1.39	25.85	8.9	1.29	22.56	8.15	1.18	19.3
	8	9.66	1.05	15.85	8.94	0.97	13.83	8.2	0.89	11.94	7.47	0.81	10.17
	10	8.98	0.78	9.61	8.25	0.72	8.3	7.52	0.65	7.07	6.78	0.59	5.93
	15	7.22	0.42	3.36	6.47	0.37	2.79	5.71	0.33	2.26	4.94	0.29	1.78
	20	5.17	0.22	1.13	4.1	0.18	0.67	3.19	0.14	0.43	2.6	0.11	0.33
55	6	12.03	1.75	37.69	11.31	1.64	33.85	10.6	1.54	30.31	9.89	1.44	26.83
	8	11.38	1.24	20.85	10.67	1.16	18.61	9.95	1.08	16.48	9.23	1.01	14.47
	10	10.73	0.93	12.77	10	0.87	11.32	9.29	0.81	9.97	8.56	0.75	8.68
	15	9.04	0.52	4.82	8.3	0.48	4.17	7.56	0.44	3.56	6.82	0.4	2.99
	20	7.23	0.31	2.07	6.47	0.28	1.71	5.69	0.25	1.38	4.84	0.21	1
60	6	13.7	1.98	46.1	12.99	1.88	42.01	12.29	1.78	38.21	11.58	1.68	34.32
	8	13.06	1.42	25.8	12.36	1.34	23.4	11.66	1.27	21.1	10.94	1.19	18.91
	10	12.43	1.08	16.17	11.72	1.02	14.59	11.01	0.96	13.03	10.29	0.89	11.6
	15	10.8	0.63	6.38	10.07	0.58	5.66	9.35	0.54	4.98	8.62	0.5	4.33
	20	9.07	0.39	2.95	8.33	0.36	2.56	7.59	0.33	2.18	6.83	0.3	1.83

**Abbreviations:**

**Δt:** Temperature Difference (°C)   
**TH:** Total Heating Capacity (kW)   
**WF:** Water Flow (m<sup>3</sup>/h)   
**WPD:** Water Pressure Drop (kPa)

# MDV AC Fan Coil Unit



R4 series:

MDKH1-150-R4													
EWT	ΔT	Indoor temperature (D.B.)											
		16			18			20			22		
		TH	WF	WPD	TH	WF	WPD	TH	WF	WPD	TH	WF	WPD
[°C]	[°C]	[kW]	[m <sup>3</sup> /h]	[kPa]	[kW]	[m <sup>3</sup> /h]	[kPa]	[kW]	[m <sup>3</sup> /h]	[kPa]	[kW]	[m <sup>3</sup> /h]	[kPa]
40	6	1.38	0.2	7.48	1.23	0.18	6.13	1.08	0.16	4.9	0.93	0.13	3.81
	8	1.24	0.13	3.83	1.08	0.12	3.06	0.93	0.1	2.37	0.77	0.08	1.72
	10	1.09	0.09	2.14	0.93	0.08	1.55	0.75	0.07	0.98	0.6	0.05	0.62
	15	0.69	0.04	0.48	0.54	0.03	0.38	0.4	0.02	0.28	0.24	0.01	0.17
	20	0.33	0.01	0.19	0.17	0.01	0.1	-	-	-	-	-	-
45	6	1.74	0.25	10.9	1.59	0.23	9.34	1.45	0.21	7.89	1.3	0.19	6.54
	8	1.6	0.17	5.78	1.45	0.16	4.89	1.3	0.14	4.06	1.15	0.12	3.29
	10	1.46	0.13	3.4	1.31	0.11	2.83	1.15	0.1	2.29	1	0.09	1.81
	15	1.05	0.06	0.84	0.9	0.05	0.62	0.75	0.04	0.48	0.61	0.04	0.38
	20	0.7	0.03	0.36	0.55	0.02	0.29	0.4	0.02	0.21	0.25	0.01	0.13
50	6	2.09	0.3	14.6	1.95	0.28	12.87	1.8	0.26	11.24	1.65	0.24	9.71
	8	1.96	0.21	7.94	1.81	0.2	6.93	1.66	0.18	5.99	1.51	0.16	5.11
	10	1.82	0.16	4.84	1.67	0.14	4.18	1.52	0.13	3.57	1.37	0.12	2.99
	15	1.46	0.08	1.71	1.3	0.08	1.38	1.14	0.07	1.02	0.98	0.06	0.72
	20	1.05	0.05	0.5	0.91	0.04	0.42	0.77	0.03	0.35	0.62	0.03	0.29
55	6	2.43	0.35	18.56	2.29	0.33	16.68	2.15	0.31	14.91	2	0.29	13.2
	8	2.3	0.25	10.3	2.16	0.23	9.2	2.01	0.22	8.16	1.87	0.2	7.17
	10	2.17	0.19	6.39	2.02	0.18	5.67	1.87	0.16	4.99	1.73	0.15	4.34
	15	1.82	0.11	2.43	1.67	0.1	2.1	1.51	0.09	1.8	1.37	0.08	1.51
	20	1.44	0.06	0.9	1.27	0.06	0.69	1.12	0.05	0.54	0.97	0.04	0.42
60	6	2.76	0.4	22.72	2.62	0.38	20.72	2.48	0.36	18.81	2.34	0.34	16.98
	8	2.64	0.29	12.76	2.49	0.27	11.58	2.35	0.26	10.46	2.21	0.24	9.38
	10	2.5	0.22	7.97	2.36	0.21	7.19	2.22	0.19	6.46	2.07	0.18	5.75
	15	2.17	0.13	3.18	2.02	0.12	2.83	1.87	0.11	2.49	1.73	0.1	2.17
	20	1.82	0.08	1.49	1.67	0.07	1.28	1.51	0.07	1.05	1.36	0.06	0.81

**Abbreviations:**

**Δt:** Temperature Difference (°C)    **TH:** Total Heating Capacity (kW)    **WF:** Water Flow (m<sup>3</sup>/h)    **WPD:** Water Pressure Drop (kPa)



MDKH1-250-R4													
EWT	ΔT	Indoor temperature (D.B.)											
		16			18			20			22		
		TH	WF	WPD	TH	WF	WPD	TH	WF	WPD	TH	WF	WPD
[°C]	[°C]	[kW]	[m <sup>3</sup> /h]	[kPa]	[kW]	[m <sup>3</sup> /h]	[kPa]	[kW]	[m <sup>3</sup> /h]	[kPa]	[kW]	[m <sup>3</sup> /h]	[kPa]
40	6	2.14	0.31	7.92	1.9	0.27	6.49	1.67	0.24	5.18	1.44	0.21	4.03
	8	1.91	0.21	4.05	1.67	0.18	3.24	1.44	0.16	2.5	1.2	0.13	1.83
	10	1.68	0.14	2.26	1.42	0.12	1.68	1.17	0.1	1.04	0.91	0.08	0.63
	15	1.04	0.06	0.48	0.82	0.05	0.38	0.61	0.03	0.28	0.38	0.02	0.18
	20	0.51	0.02	0.2	0.26	0.01	0.1	-	-	-	-	-	-
45	6	2.7	0.39	11.54	2.47	0.36	9.9	2.23	0.32	8.35	2	0.29	6.93
	8	2.48	0.27	6.12	2.25	0.24	5.17	2.01	0.22	4.29	1.78	0.19	3.48
	10	2.26	0.2	3.6	2.02	0.17	2.99	1.78	0.15	2.43	1.55	0.13	1.91
	15	1.61	0.09	0.89	1.36	0.08	0.64	1.14	0.07	0.48	0.93	0.05	0.39
	20	1.06	0.05	0.36	0.84	0.04	0.29	0.62	0.03	0.21	0.38	0.02	0.13
50	6	3.24	0.47	15.47	3.01	0.44	13.64	2.78	0.4	11.91	2.55	0.37	10.28
	8	3.03	0.33	8.4	2.8	0.3	7.34	2.57	0.28	6.34	2.34	0.25	5.41
	10	2.81	0.24	5.12	2.58	0.22	4.43	2.35	0.2	3.77	2.12	0.18	3.17
	15	2.25	0.13	1.81	2.01	0.12	1.48	1.76	0.1	1.1	1.5	0.09	0.76
	20	1.59	0.07	0.51	1.38	0.06	0.42	1.16	0.05	0.36	0.95	0.04	0.29
55	6	3.76	0.55	19.67	3.54	0.51	17.68	3.32	0.48	15.79	3.09	0.45	13.99
	8	3.56	0.39	10.91	3.33	0.36	9.75	3.11	0.34	8.64	2.88	0.31	7.6
	10	3.35	0.29	6.77	3.12	0.27	6.01	2.9	0.25	5.28	2.67	0.23	4.59
	15	2.82	0.16	2.57	2.58	0.15	2.23	2.34	0.14	1.9	2.12	0.12	1.6
	20	2.22	0.1	0.97	1.96	0.09	0.74	1.71	0.07	0.56	1.47	0.06	0.44
60	6	4.27	0.62	24.09	4.05	0.59	21.97	3.84	0.56	19.94	3.62	0.53	18
	8	4.08	0.44	13.52	3.85	0.42	12.28	3.63	0.4	11.08	3.41	0.37	9.94
	10	3.87	0.34	8.44	3.65	0.32	7.62	3.43	0.3	6.84	3.21	0.28	6.1
	15	3.36	0.19	3.37	3.13	0.18	2.99	2.9	0.17	2.64	2.68	0.16	2.3
	20	2.82	0.12	1.57	2.58	0.11	1.36	2.34	0.1	1.13	2.1	0.09	0.88

**Abbreviations:**

**Δt:** Temperature Difference (°C)    **TH:** Total Heating Capacity (kW)    **WF:** Water Flow (m<sup>3</sup>/h)    **WPD:** Water Pressure Drop (kPa)

MDKH1-350-R4													
EWT	ΔT	Indoor temperature (D.B.)											
		16			18			20			22		
		TH	WF	WPD	TH	WF	WPD	TH	WF	WPD	TH	WF	WPD
[°C]	[°C]	[kW]	[m <sup>3</sup> /h]	[kPa]	[kW]	[m <sup>3</sup> /h]	[kPa]	[kW]	[m <sup>3</sup> /h]	[kPa]	[kW]	[m <sup>3</sup> /h]	[kPa]
40	6	3.24	0.47	9.74	2.88	0.41	7.98	2.53	0.36	6.37	2.17	0.31	4.92
	8	2.89	0.31	4.98	2.52	0.27	3.98	2.17	0.23	3.07	1.81	0.2	2.26
	10	2.54	0.22	2.77	2.17	0.19	2.14	1.79	0.15	1.44	1.36	0.12	0.78
	15	1.52	0.09	0.52	1.21	0.07	0.41	0.89	0.05	0.31	0.56	0.03	0.2
	20	0.76	0.03	0.22	0.39	0.02	0.12	-	-	-	-	-	-
45	6	4.08	0.59	14.23	3.73	0.54	12.2	3.38	0.49	10.29	3.03	0.44	8.54
	8	3.75	0.41	7.53	3.4	0.37	6.37	3.05	0.33	5.28	2.69	0.29	4.28
	10	3.41	0.3	4.43	3.06	0.26	3.68	2.7	0.23	2.98	2.34	0.2	2.35
	15	2.48	0.14	1.2	2.06	0.12	0.8	1.67	0.1	0.55	1.35	0.08	0.42
	20	1.56	0.07	0.39	1.25	0.05	0.32	0.92	0.04	0.24	0.57	0.02	0.15
50	6	4.9	0.71	18.97	4.56	0.66	16.84	4.21	0.61	14.7	3.85	0.56	12.7
	8	4.58	0.5	10.36	4.23	0.46	9.05	3.89	0.42	7.82	3.54	0.38	6.66
	10	4.26	0.37	6.31	3.91	0.34	5.45	3.56	0.31	4.65	3.21	0.28	3.9
	15	3.41	0.2	2.23	3.06	0.18	1.85	2.68	0.16	1.48	2.3	0.13	1.04
	20	2.36	0.1	0.6	2.02	0.09	0.47	1.71	0.07	0.39	1.39	0.06	0.32
55	6	5.7	0.83	24.49	5.36	0.78	22.02	5.02	0.73	19.52	4.68	0.68	17.3
	8	5.39	0.59	13.54	5.05	0.55	12.04	4.71	0.51	10.67	4.37	0.47	9.37
	10	5.08	0.44	8.36	4.73	0.41	7.41	4.39	0.38	6.51	4.05	0.35	5.66
	15	4.27	0.25	3.17	3.91	0.23	2.74	3.56	0.21	2.34	3.21	0.19	1.96
	20	3.4	0.15	1.31	3	0.13	1	2.6	0.11	0.72	2.2	0.1	0.52
60	6	6.47	0.94	29.74	6.14	0.89	27.21	5.82	0.84	24.68	5.47	0.8	22.28
	8	6.17	0.67	16.65	5.83	0.63	15.11	5.52	0.6	13.71	5.17	0.56	12.29
	10	5.87	0.51	10.43	5.53	0.48	9.42	5.19	0.45	8.45	4.85	0.42	7.53
	15	5.09	0.29	4.16	4.75	0.28	3.69	4.39	0.26	3.25	4.06	0.24	2.83
	20	4.27	0.19	1.94	3.92	0.17	1.68	3.56	0.15	1.43	3.2	0.14	1.18

**Abbreviations:**

**Δt:** Temperature Difference (°C)    **TH:** Total Heating Capacity (kW)    **WF:** Water Flow (m<sup>3</sup>/h)    **WPD:** Water Pressure Drop (kPa)

MDKH1-500-R4													
EWT	ΔT	Indoor temperature (D.B.)											
		16			18			20			22		
		TH	WF	WPD	TH	WF	WPD	TH	WF	WPD	TH	WF	WPD
[°C]	[°C]	[kW]	[m <sup>3</sup> /h]	[kPa]	[kW]	[m <sup>3</sup> /h]	[kPa]	[kW]	[m <sup>3</sup> /h]	[kPa]	[kW]	[m <sup>3</sup> /h]	[kPa]
40	6	4.25	0.61	15.6	3.79	0.55	12.78	3.33	0.48	10.2	2.86	0.41	7.87
	8	3.81	0.41	7.95	3.33	0.36	6.36	2.87	0.31	4.91	2.4	0.26	3.62
	10	3.36	0.29	4.43	2.88	0.25	3.42	2.4	0.21	2.52	1.9	0.16	1.65
	15	1.93	0.11	0.72	1.51	0.09	0.52	1.13	0.06	0.39	0.73	0.04	0.25
	20	0.98	0.04	0.28	0.52	0.02	0.15	-	-	-	-	-	-
45	6	5.37	0.78	22.89	4.91	0.71	19.61	4.45	0.64	16.54	3.99	0.58	13.7
	8	4.94	0.53	12.09	4.48	0.48	10.21	4.02	0.43	8.46	3.55	0.38	6.86
	10	4.5	0.39	7.09	4.04	0.35	5.91	3.57	0.31	4.8	3.1	0.27	3.76
	15	3.34	0.19	2.22	2.86	0.16	1.65	2.28	0.13	0.99	1.72	0.1	0.57
	20	1.96	0.08	0.49	1.57	0.07	0.39	1.17	0.05	0.3	0.75	0.03	0.19
50	6	6.45	0.93	30.64	6	0.87	26.99	5.55	0.8	23.72	5.09	0.73	20.31
	8	6.04	0.65	16.69	5.58	0.6	14.57	5.13	0.55	12.58	4.67	0.51	10.72
	10	5.62	0.49	10.13	5.16	0.45	8.75	4.7	0.41	7.46	4.24	0.37	6.25
	15	4.52	0.26	3.56	4.05	0.23	2.96	3.58	0.21	2.4	3.09	0.18	1.89
	20	3.26	0.14	1.17	2.67	0.12	0.76	2.16	0.09	0.52	1.75	0.08	0.4
55	6	7.5	1.09	39.36	7.06	1.02	35.49	6.61	0.96	31.78	6.17	0.9	28.14
	8	7.1	0.77	21.88	6.66	0.73	19.53	6.22	0.68	17.31	5.76	0.63	15.19
	10	6.69	0.58	13.42	6.24	0.54	11.89	5.79	0.5	10.45	5.34	0.47	9.12
	15	5.64	0.33	5.08	5.18	0.3	4.4	4.72	0.27	3.75	4.26	0.25	3.15
	20	4.53	0.2	2.19	4.05	0.18	1.82	3.56	0.15	1.45	3.03	0.13	1.02
60	6	8.54	1.24	48.5	8.09	1.17	43.9	7.65	1.11	39.95	7.22	1.05	36.02
	8	8.14	0.88	26.98	7.7	0.84	24.48	7.26	0.79	22.09	6.82	0.74	19.8
	10	7.74	0.67	16.93	7.3	0.64	15.28	6.86	0.6	13.65	6.41	0.56	12.16
	15	6.73	0.39	6.69	6.27	0.36	5.94	5.82	0.34	5.23	5.37	0.31	4.55
	20	5.66	0.25	3.11	5.2	0.23	2.69	4.73	0.21	2.3	4.27	0.19	1.93

**Abbreviations:**

**Δt:** Temperature Difference (°C)   
**TH:** Total Heating Capacity (kW)   
**WF:** Water Flow (m<sup>3</sup>/h)   
**WPD:** Water Pressure Drop (kPa)

MDKH1-700-R4													
EWT	ΔT	Indoor temperature (D.B.)											
		16			18			20			22		
		TH	WF	WPD	TH	WF	WPD	TH	WF	WPD	TH	WF	WPD
[°C]	[°C]	[kW]	[m <sup>3</sup> /h]	[kPa]	[kW]	[m <sup>3</sup> /h]	[kPa]	[kW]	[m <sup>3</sup> /h]	[kPa]	[kW]	[m <sup>3</sup> /h]	[kPa]
40	6	5.86	0.84	10.18	5.22	0.75	8.33	4.58	0.66	6.65	3.93	0.57	5.12
	8	5.24	0.57	5.18	4.57	0.5	4.14	3.94	0.43	3.19	3.29	0.35	2.35
	10	4.62	0.4	2.88	3.95	0.34	2.22	3.28	0.28	1.63	2.54	0.22	0.98
	15	2.64	0.15	0.47	2.1	0.12	0.36	1.56	0.09	0.27	0.99	0.06	0.17
	20	1.34	0.06	0.19	0.71	0.03	0.11	-	-	-	-	-	-
45	6	7.39	1.07	14.91	6.77	0.98	12.78	6.13	0.89	10.77	5.49	0.79	8.92
	8	6.79	0.73	7.87	6.16	0.67	6.64	5.52	0.6	5.51	4.88	0.53	4.46
	10	6.17	0.53	4.61	5.54	0.48	3.83	4.9	0.42	3.1	4.25	0.37	2.44
	15	4.57	0.26	1.43	3.86	0.22	0.98	3.05	0.18	0.59	2.36	0.14	0.38
	20	2.71	0.12	0.34	2.17	0.09	0.28	1.61	0.07	0.21	1.02	0.04	0.13
50	6	8.87	1.28	19.93	8.25	1.19	17.59	7.63	1.11	15.42	7.01	1.02	13.3
	8	8.3	0.9	10.85	7.67	0.83	9.47	7.05	0.76	8.18	6.42	0.69	6.96
	10	7.71	0.67	6.59	7.08	0.61	5.69	6.44	0.56	4.84	5.81	0.5	4.06
	15	6.19	0.36	2.31	5.54	0.32	1.92	4.88	0.28	1.56	4.23	0.24	1.22
	20	4.37	0.19	0.69	3.59	0.16	0.46	2.96	0.13	0.35	2.42	0.1	0.28
55	6	10.33	1.5	25.76	9.72	1.41	23.15	9.1	1.32	20.52	8.49	1.23	18.17
	8	9.76	1.06	14.21	9.15	1	12.69	8.53	0.93	11.18	7.91	0.86	9.81
	10	9.2	0.8	8.75	8.58	0.75	7.75	7.95	0.69	6.81	7.33	0.64	5.92
	15	7.73	0.45	3.3	7.09	0.41	2.85	6.46	0.37	2.43	5.82	0.34	2.04
	20	6.19	0.27	1.42	5.51	0.24	1.17	4.83	0.21	0.88	4.07	0.18	0.6
60	6	11.73	1.7	31.34	11.13	1.61	28.56	10.54	1.53	25.99	9.92	1.44	23.45
	8	11.19	1.22	17.5	10.58	1.15	15.88	9.98	1.08	14.31	9.36	1.02	12.9
	10	10.63	0.92	10.94	10.02	0.87	9.87	9.41	0.82	8.85	8.8	0.76	7.88
	15	9.22	0.53	4.34	8.6	0.5	3.85	7.96	0.46	3.38	7.35	0.43	2.94
	20	7.74	0.34	2.01	7.11	0.31	1.74	6.45	0.28	1.49	5.81	0.25	1.25

**Abbreviations:**

**Δt:** Temperature Difference (°C)    **TH:** Total Heating Capacity (kW)    **WF:** Water Flow (m<sup>3</sup>/h)    **WPD:** Water Pressure Drop (kPa)

MDKH1-800-R4													
EWT	ΔT	Indoor temperature (D.B.)											
		16			18			20			22		
		TH	WF	WPD	TH	WF	WPD	TH	WF	WPD	TH	WF	WPD
[°C]	[°C]	[kW]	[m <sup>3</sup> /h]	[kPa]	[kW]	[m <sup>3</sup> /h]	[kPa]	[kW]	[m <sup>3</sup> /h]	[kPa]	[kW]	[m <sup>3</sup> /h]	[kPa]
40	6	6.1	0.88	16.42	5.43	0.78	13.44	4.77	0.69	10.72	4.09	0.59	8.26
	8	5.47	0.59	8.44	4.8	0.52	6.69	4.11	0.44	5.17	3.43	0.37	3.81
	10	4.81	0.42	4.68	4.12	0.36	3.62	3.45	0.3	2.67	2.76	0.24	1.73
	15	3.1	0.18	0.92	2.44	0.14	0.65	1.75	0.1	0.47	1.06	0.06	0.28
	20	1.43	0.06	0.32	0.72	0.03	0.16	-	-	-	-	-	-
45	6	7.68	1.11	23.95	7.02	1.02	20.51	6.36	0.92	17.3	5.71	0.82	14.32
	8	7.06	0.76	12.65	6.39	0.69	10.68	5.74	0.62	8.85	5.07	0.55	7.17
	10	6.43	0.56	7.42	5.76	0.5	6.19	5.09	0.44	5.02	4.42	0.38	3.94
	15	4.81	0.28	2.36	4.13	0.24	1.72	3.43	0.2	1.12	2.73	0.16	0.72
	20	3.11	0.13	0.62	2.44	0.11	0.48	1.75	0.08	0.35	1.06	0.05	0.21
50	6	9.2	1.33	31.89	8.56	1.23	28.08	7.92	1.15	24.68	7.27	1.05	21.3
	8	8.61	0.93	17.38	7.96	0.86	15.17	7.31	0.79	13.09	6.65	0.72	11.14
	10	8	0.69	10.55	7.34	0.64	9.11	6.67	0.58	7.76	6.03	0.52	6.5
	15	6.44	0.37	3.73	5.77	0.33	3.1	5.09	0.29	2.52	4.42	0.26	1.99
	20	4.8	0.21	1.25	4.1	0.18	0.9	3.41	0.15	0.65	2.74	0.12	0.49
55	6	10.68	1.55	40.79	10.06	1.46	36.78	9.41	1.37	32.92	8.8	1.28	29.17
	8	10.1	1.1	22.54	9.48	1.03	20.23	8.84	0.96	17.93	8.19	0.89	15.74
	10	9.51	0.83	13.91	8.87	0.77	12.32	8.22	0.71	10.81	7.58	0.66	9.44
	15	7.99	0.46	5.27	7.34	0.43	4.56	6.69	0.39	3.89	6.03	0.35	3.27
	20	6.44	0.28	2.3	5.77	0.25	1.91	5.1	0.22	1.49	4.41	0.19	1.07
60	6	12.13	1.76	50	11.49	1.66	45.28	10.86	1.57	41.07	10.26	1.49	37.17
	8	11.56	1.25	27.83	10.93	1.19	25.25	10.3	1.12	22.78	9.67	1.05	20.42
	10	10.98	0.96	17.47	10.35	0.9	15.77	9.73	0.85	14.15	9.09	0.79	12.54
	15	9.52	0.55	6.91	8.88	0.51	6.13	8.23	0.48	5.39	7.59	0.44	4.69
	20	8	0.35	3.22	7.34	0.32	2.79	6.68	0.29	2.38	6.02	0.26	2

**Abbreviations:**

**Δt:** Temperature Difference (°C)   
**TH:** Total Heating Capacity (kW)   
**WF:** Water Flow (m<sup>3</sup>/h)   
**WPD:** Water Pressure Drop (kPa)

MDKH2(3)-150-R4													
EWT	ΔT	Indoor temperature (D.B.)											
		16			18			20			22		
		TH	WF	WPD	TH	WF	WPD	TH	WF	WPD	TH	WF	WPD
[°C]	[°C]	[kW]	[m <sup>3</sup> /h]	[kPa]	[kW]	[m <sup>3</sup> /h]	[kPa]	[kW]	[m <sup>3</sup> /h]	[kPa]	[kW]	[m <sup>3</sup> /h]	[kPa]
40	6	1.48	0.21	8.52	1.32	0.19	6.98	1.16	0.17	5.58	1	0.14	4.3
	8	1.32	0.14	4.38	1.16	0.13	3.5	1	0.11	2.71	0.84	0.09	2
	10	1.18	0.1	2.46	1.01	0.09	1.87	0.84	0.07	1.22	0.67	0.06	0.77
	15	0.77	0.04	0.56	0.6	0.03	0.43	0.43	0.02	0.31	0.26	0.01	0.19
	20	0.35	0.01	0.21	0.17	0.01	0.11	-	-	-	-	-	-
45	6	1.87	0.27	12.38	1.71	0.25	10.61	1.55	0.22	8.96	1.39	0.2	7.42
	8	1.72	0.19	6.57	1.56	0.17	5.55	1.4	0.15	4.61	1.24	0.13	3.74
	10	1.57	0.14	3.88	1.4	0.12	3.22	1.23	0.11	2.62	1.08	0.09	2.06
	15	1.17	0.07	1.04	1.01	0.06	0.76	0.84	0.05	0.57	0.67	0.04	0.44
	20	0.77	0.03	0.41	0.6	0.03	0.32	0.43	0.02	0.23	0.26	0.01	0.14
50	6	2.25	0.33	16.53	2.09	0.3	14.58	1.94	0.28	12.71	1.77	0.26	10.98
	8	2.1	0.23	8.99	1.94	0.21	7.85	1.78	0.19	6.78	1.62	0.18	5.78
	10	1.95	0.17	5.48	1.79	0.16	4.74	1.63	0.14	4.04	1.47	0.13	3.39
	15	1.57	0.09	1.96	1.4	0.08	1.62	1.24	0.07	1.23	1.08	0.06	0.88
	20	1.17	0.05	0.61	1.01	0.04	0.49	0.84	0.04	0.41	0.67	0.03	0.33
55	6	2.61	0.38	21.11	2.45	0.36	18.85	2.29	0.33	16.83	2.14	0.31	14.91
	8	2.46	0.27	11.63	2.31	0.25	10.39	2.15	0.23	9.21	2	0.22	8.09
	10	2.32	0.2	7.22	2.16	0.19	6.4	2	0.17	5.63	1.85	0.16	4.89
	15	1.95	0.11	2.76	1.78	0.1	2.39	1.63	0.09	2.04	1.46	0.09	1.71
	20	1.57	0.07	1.09	1.4	0.06	0.84	1.24	0.05	0.65	1.08	0.05	0.51
60	6	2.96	0.43	25.61	2.8	0.41	23.36	2.65	0.39	21.2	2.5	0.36	19.13
	8	2.81	0.31	14.3	2.66	0.29	13.05	2.51	0.27	11.78	2.36	0.26	10.56
	10	2.67	0.23	8.98	2.52	0.22	8.11	2.37	0.21	7.27	2.21	0.19	6.48
	15	2.32	0.13	3.59	2.16	0.13	3.19	2	0.12	2.81	1.85	0.11	2.45
	20	1.95	0.08	1.69	1.78	0.08	1.47	1.63	0.07	1.23	1.47	0.06	0.96

**Abbreviations:**

**Δt:** Temperature Difference (°C)    **TH:** Total Heating Capacity (kW)    **WF:** Water Flow (m<sup>3</sup>/h)    **WPD:** Water Pressure Drop (kPa)

MDKH2(3)-250-R4													
EWT	ΔT	Indoor temperature (D.B.)											
		16			18			20			22		
		TH	WF	WPD	TH	WF	WPD	TH	WF	WPD	TH	WF	WPD
[°C]	[°C]	[kW]	[m <sup>3</sup> /h]	[kPa]	[kW]	[m <sup>3</sup> /h]	[kPa]	[kW]	[m <sup>3</sup> /h]	[kPa]	[kW]	[m <sup>3</sup> /h]	[kPa]
40	6	2.49	0.36	10.28	2.21	0.32	8.42	1.94	0.28	6.72	1.66	0.24	5.19
	8	2.19	0.24	5.27	1.93	0.21	4.21	1.67	0.18	3.26	1.4	0.15	2.4
	10	1.97	0.17	2.95	1.69	0.15	2.29	1.4	0.12	1.59	1.12	0.1	0.95
	15	1.28	0.07	0.63	0.99	0.06	0.48	0.71	0.04	0.35	0.43	0.02	0.21
	20	0.58	0.02	0.24	0.29	0.01	0.12	-	-	-	-	-	-
45	6	3.12	0.45	14.95	2.86	0.41	12.81	2.59	0.37	10.81	2.33	0.34	8.96
	8	2.87	0.31	7.92	2.6	0.28	6.69	2.33	0.25	5.55	2.06	0.22	4.5
	10	2.61	0.23	4.67	2.34	0.2	3.88	2.07	0.18	3.15	1.8	0.16	2.48
	15	1.96	0.11	1.34	1.68	0.1	0.95	1.4	0.08	0.67	1.12	0.06	0.49
	20	1.28	0.06	0.46	1	0.04	0.36	0.71	0.03	0.26	0.43	0.02	0.16
50	6	3.74	0.54	19.87	3.48	0.5	17.58	3.21	0.47	15.37	2.96	0.43	13.27
	8	3.5	0.38	10.85	3.23	0.35	9.48	2.97	0.32	8.18	2.7	0.29	6.97
	10	3.25	0.28	6.61	2.98	0.26	5.71	2.71	0.24	4.87	2.45	0.21	4.08
	15	2.62	0.15	2.35	2.34	0.14	1.96	2.06	0.12	1.58	1.8	0.1	1.14
	20	1.96	0.08	0.73	1.68	0.07	0.57	1.4	0.06	0.46	1.12	0.05	0.37
55	6	4.34	0.63	25.52	4.09	0.59	22.95	3.83	0.56	20.36	3.57	0.52	18.03
	8	4.11	0.45	14.13	3.85	0.42	12.62	3.59	0.39	11.13	3.33	0.36	9.77
	10	3.87	0.34	8.72	3.6	0.31	7.73	3.34	0.29	6.79	3.08	0.27	5.9
	15	3.25	0.19	3.32	2.97	0.17	2.87	2.72	0.16	2.45	2.45	0.14	2.06
	20	2.62	0.11	1.4	2.34	0.1	1.08	2.07	0.09	0.82	1.8	0.08	0.61
60	6	4.94	0.71	30.91	4.66	0.68	28.28	4.42	0.64	25.66	4.18	0.61	23.15
	8	4.7	0.51	17.31	4.44	0.48	15.7	4.18	0.46	14.2	3.93	0.43	12.77
	10	4.46	0.39	10.85	4.2	0.37	9.79	3.95	0.34	8.78	3.69	0.32	7.82
	15	3.87	0.22	4.33	3.6	0.21	3.84	3.34	0.19	3.38	3.07	0.18	2.94
	20	3.25	0.14	2.03	2.96	0.13	1.76	2.72	0.12	1.51	2.45	0.11	1.24

**Abbreviations:**

**Δt:** Temperature Difference (°C)   
**TH:** Total Heating Capacity (kW)   
**WF:** Water Flow (m<sup>3</sup>/h)   
**WPD:** Water Pressure Drop (kPa)

MDKH2(3)-350-R4													
EWT	ΔT	Indoor temperature (D.B.)											
		16			18			20			22		
		TH	WF	WPD	TH	WF	WPD	TH	WF	WPD	TH	WF	WPD
[°C]	[°C]	[kW]	[m <sup>3</sup> /h]	[kPa]	[kW]	[m <sup>3</sup> /h]	[kPa]	[kW]	[m <sup>3</sup> /h]	[kPa]	[kW]	[m <sup>3</sup> /h]	[kPa]
40	6	3.45	0.5	10.89	3.07	0.44	8.92	2.69	0.39	7.12	2.31	0.33	5.5
	8	3.08	0.33	5.57	2.7	0.29	4.45	2.32	0.25	3.44	1.94	0.21	2.54
	10	2.72	0.23	3.12	2.33	0.2	2.41	1.93	0.17	1.73	1.54	0.13	1.01
	15	1.73	0.1	0.62	1.36	0.08	0.48	0.98	0.06	0.35	0.6	0.03	0.21
	20	0.81	0.03	0.24	0.41	0.02	0.12	-	-	-	-	-	-
45	6	4.34	0.63	15.86	3.97	0.57	13.59	3.6	0.52	11.47	3.22	0.47	9.51
	8	3.99	0.43	8.4	3.61	0.39	7.09	3.24	0.35	5.88	2.86	0.31	4.77
	10	3.62	0.32	4.96	3.26	0.28	4.1	2.88	0.25	3.33	2.5	0.22	2.62
	15	2.71	0.16	1.47	2.28	0.13	1.02	1.93	0.11	0.69	1.53	0.09	0.49
	20	1.75	0.08	0.45	1.37	0.06	0.36	0.99	0.04	0.26	0.6	0.03	0.16
50	6	5.21	0.75	21.25	4.83	0.7	18.59	4.47	0.65	16.34	4.11	0.59	14.1
	8	4.86	0.53	11.52	4.49	0.49	10.06	4.13	0.45	8.68	3.76	0.41	7.4
	10	4.52	0.39	7.01	4.15	0.36	6.05	3.78	0.33	5.16	3.41	0.3	4.33
	15	3.64	0.21	2.49	3.26	0.19	2.07	2.87	0.17	1.68	2.49	0.14	1.25
	20	2.68	0.12	0.76	2.28	0.1	0.57	1.91	0.08	0.45	1.55	0.07	0.36
55	6	6.04	0.88	27.15	5.68	0.83	24.41	5.32	0.78	21.81	4.96	0.72	19.18
	8	5.71	0.62	15.01	5.35	0.58	13.41	4.99	0.54	11.83	4.63	0.5	10.38
	10	5.38	0.47	9.26	5.01	0.44	8.21	4.64	0.41	7.21	4.29	0.37	6.27
	15	4.52	0.26	3.51	4.15	0.24	3.04	3.78	0.22	2.59	3.41	0.2	2.18
	20	3.64	0.16	1.52	3.25	0.14	1.19	2.86	0.12	0.89	2.47	0.11	0.65
60	6	6.85	0.99	32.91	6.5	0.94	30.01	6.15	0.89	27.32	5.79	0.84	24.65
	8	6.53	0.71	18.41	6.18	0.67	16.71	5.83	0.63	15.07	5.48	0.6	13.6
	10	6.21	0.54	11.53	5.85	0.51	10.41	5.49	0.48	9.34	5.13	0.45	8.32
	15	5.38	0.31	4.59	5.02	0.29	4.08	4.65	0.27	3.59	4.29	0.25	3.12
	20	4.52	0.2	2.15	4.15	0.18	1.86	3.78	0.16	1.59	3.41	0.15	1.33

### Abbreviations:

**Δt:** Temperature Difference (°C)    **TH:** Total Heating Capacity (kW)    **WF:** Water Flow (m<sup>3</sup>/h)    **WPD:** Water Pressure Drop (kPa)



MDKH2(3)-500-R4													
EWT	ΔT	Indoor temperature (D.B.)											
		16			18			20			22		
		TH	WF	WPD	TH	WF	WPD	TH	WF	WPD	TH	WF	WPD
[°C]	[°C]	[kW]	[m <sup>3</sup> /h]	[kPa]	[kW]	[m <sup>3</sup> /h]	[kPa]	[kW]	[m <sup>3</sup> /h]	[kPa]	[kW]	[m <sup>3</sup> /h]	[kPa]
40	6	4.56	0.66	17.61	4.06	0.58	14.41	3.56	0.51	11.5	3.06	0.44	8.87
	8	4.09	0.44	9.03	3.58	0.39	7.17	3.08	0.33	5.54	2.57	0.28	4.08
	10	3.6	0.31	5	3.08	0.27	3.87	2.57	0.22	2.85	2.07	0.18	1.96
	15	2.25	0.13	0.95	1.73	0.1	0.62	1.27	0.07	0.44	0.79	0.05	0.28
	20	1.06	0.05	0.31	0.54	0.02	0.16	-	-	-	-	-	-
45	6	5.74	0.83	25.76	5.25	0.76	22.06	4.76	0.69	18.61	4.27	0.62	15.4
	8	5.28	0.57	13.59	4.79	0.52	11.48	4.29	0.46	9.51	3.8	0.41	7.71
	10	4.82	0.42	7.98	4.32	0.37	6.64	3.82	0.33	5.39	3.32	0.29	4.22
	15	3.6	0.21	2.52	3.09	0.18	1.94	2.56	0.15	1.28	1.99	0.11	0.75
	20	2.24	0.1	0.58	1.77	0.08	0.45	1.3	0.06	0.33	0.8	0.03	0.21
50	6	6.89	1	34.52	6.4	0.92	30.29	5.92	0.86	26.53	5.44	0.79	22.95
	8	6.44	0.7	18.72	5.96	0.64	16.34	5.47	0.59	14.1	4.98	0.54	12
	10	5.99	0.52	11.36	5.5	0.48	9.81	5.01	0.43	8.35	4.52	0.39	7
	15	4.83	0.28	4	4.33	0.25	3.32	3.82	0.22	2.7	3.32	0.19	2.13
	20	3.59	0.15	1.44	3.04	0.13	0.99	2.48	0.11	0.66	1.98	0.09	0.47
55	6	8	1.16	44.09	7.52	1.09	39.6	7.05	1.02	35.46	6.58	0.96	31.51
	8	7.57	0.82	24.35	7.1	0.77	21.85	6.61	0.72	19.35	6.14	0.67	16.99
	10	7.13	0.62	15.01	6.65	0.58	13.29	6.17	0.54	11.68	5.68	0.49	10.14
	15	6.01	0.35	5.68	5.51	0.32	4.91	5.02	0.29	4.19	4.53	0.26	3.52
	20	4.83	0.21	2.46	4.32	0.19	2.05	3.82	0.17	1.66	3.31	0.14	1.24
60	6	9.09	1.32	54.15	8.62	1.25	49.38	8.15	1.18	44.47	7.68	1.11	40.24
	8	8.67	0.94	30.2	8.19	0.89	27.33	7.73	0.84	24.65	7.25	0.79	22.1
	10	8.24	0.72	18.89	7.76	0.68	17.05	7.29	0.64	15.3	6.82	0.59	13.62
	15	7.15	0.41	7.46	6.67	0.39	6.61	6.18	0.36	5.82	5.7	0.33	5.06
	20	6.01	0.26	3.47	5.53	0.24	3	5.03	0.22	2.56	4.53	0.2	2.15

**Abbreviations:**

**Δt:** Temperature Difference (°C)   
**TH:** Total Heating Capacity (kW)   
**WF:** Water Flow (m<sup>3</sup>/h)   
**WPD:** Water Pressure Drop (kPa)

MDKH2(3)-700-R4													
EWT	ΔT	Indoor temperature (D.B.)											
		16			18			20			22		
		TH	WF	WPD	TH	WF	WPD	TH	WF	WPD	TH	WF	WPD
[°C]	[°C]	[kW]	[m <sup>3</sup> /h]	[kPa]	[kW]	[m <sup>3</sup> /h]	[kPa]	[kW]	[m <sup>3</sup> /h]	[kPa]	[kW]	[m <sup>3</sup> /h]	[kPa]
40	6	6.03	0.87	10.69	5.34	0.77	8.75	4.71	0.68	6.97	4.04	0.58	5.36
	8	5.39	0.58	5.42	4.7	0.51	4.32	4.04	0.44	3.33	3.36	0.36	2.44
	10	4.72	0.41	2.99	4.04	0.35	2.3	3.33	0.29	1.68	2.54	0.22	0.95
	15	2.44	0.14	0.42	1.96	0.11	0.33	1.48	0.09	0.25	0.98	0.06	0.17
	20	1.31	0.06	0.19	0.74	0.03	0.11	-	-	-	-	-	-
45	6	7.64	1.1	15.75	6.98	1.01	13.48	6.32	0.91	11.37	5.67	0.82	9.41
	8	7.01	0.76	8.29	6.35	0.69	7	5.69	0.62	5.79	5.02	0.54	4.69
	10	6.38	0.55	4.87	5.71	0.49	4.01	5.04	0.44	3.25	4.37	0.38	2.55
	15	4.67	0.27	1.47	3.86	0.22	0.99	2.84	0.16	0.51	2.19	0.13	0.34
	20	2.53	0.11	0.31	2.05	0.09	0.26	1.56	0.07	0.2	1.03	0.04	0.13
50	6	9.2	1.33	21.31	8.54	1.23	18.62	7.91	1.14	16.36	7.26	1.05	14.1
	8	8.59	0.93	11.5	7.94	0.86	10.03	7.29	0.79	8.65	6.64	0.72	7.37
	10	7.98	0.69	6.96	7.32	0.64	6.01	6.67	0.58	5.12	6.01	0.52	4.29
	15	6.38	0.37	2.42	5.68	0.33	2.01	5.01	0.29	1.62	4.33	0.25	1.27
	20	4.22	0.18	0.64	3.34	0.14	0.41	2.77	0.12	0.32	2.29	0.1	0.26
55	6	10.71	1.56	27.44	10.08	1.47	24.65	9.43	1.37	21.99	8.8	1.28	19.34
	8	10.13	1.1	15.12	9.49	1.03	13.49	8.84	0.96	11.89	8.2	0.89	10.44
	10	9.54	0.83	9.3	8.89	0.77	8.24	8.25	0.72	7.23	7.6	0.66	6.28
	15	8	0.46	3.48	7.35	0.43	3.01	6.69	0.39	2.57	6.02	0.35	2.15
	20	6.36	0.28	1.48	5.67	0.25	1.22	4.91	0.21	0.92	4	0.17	0.58
60	6	12.19	1.77	33.43	11.57	1.68	30.56	10.94	1.59	27.8	10.31	1.5	25.06
	8	11.63	1.26	18.7	11	1.19	16.96	10.36	1.13	15.3	9.74	1.06	13.78
	10	11.05	0.96	11.67	10.41	0.91	10.53	9.78	0.85	9.44	9.14	0.79	8.4
	15	9.58	0.55	4.61	8.93	0.52	4.09	8.28	0.48	3.6	7.63	0.44	3.13
	20	8.02	0.35	2.13	7.35	0.32	1.84	6.68	0.29	1.57	6.01	0.26	1.31

**Abbreviations:**

**Δt:** Temperature Difference (°C)    **TH:** Total Heating Capacity (kW)    **WF:** Water Flow (m<sup>3</sup>/h)    **WPD:** Water Pressure Drop (kPa)

MDKH2(3)-800-R4													
EWT	ΔT	Indoor temperature (D.B.)											
		16			18			20			22		
		TH	WF	WPD	TH	WF	WPD	TH	WF	WPD	TH	WF	WPD
[°C]	[°C]	[kW]	[m <sup>3</sup> /h]	[kPa]	[kW]	[m <sup>3</sup> /h]	[kPa]	[kW]	[m <sup>3</sup> /h]	[kPa]	[kW]	[m <sup>3</sup> /h]	[kPa]
40	6	7.12	1.02	21.36	6.34	0.91	17.49	5.56	0.8	13.96	4.79	0.69	10.77
	8	6.39	0.69	10.95	5.61	0.61	8.75	4.82	0.52	6.73	4.03	0.43	4.96
	10	5.63	0.49	6.08	4.83	0.42	4.7	4.02	0.35	3.46	3.23	0.28	2.38
	15	3.38	0.19	1.08	2.54	0.15	0.67	1.89	0.11	0.49	1.21	0.07	0.32
	20	1.63	0.07	0.35	0.87	0.04	0.19	-	-	-	-	-	-
45	6	8.98	1.3	31.32	8.21	1.19	26.83	7.45	1.08	22.63	6.68	0.97	18.75
	8	8.27	0.89	16.54	7.49	0.81	13.97	6.72	0.73	11.58	5.95	0.64	9.39
	10	7.54	0.65	9.71	6.75	0.59	8.06	5.99	0.52	6.57	5.21	0.45	5.18
	15	5.63	0.33	3.06	4.84	0.28	2.37	3.98	0.23	1.59	3	0.17	0.85
	20	3.29	0.14	0.64	2.63	0.11	0.5	1.96	0.08	0.38	1.25	0.05	0.24
50	6	10.79	1.56	42.21	10.03	1.45	37.08	9.27	1.34	32.23	8.51	1.23	27.78
	8	10.09	1.1	22.94	9.34	1.01	20.05	8.58	0.93	17.21	7.81	0.85	14.66
	10	9.39	0.82	13.87	8.63	0.75	11.98	7.87	0.68	10.21	7.1	0.62	8.56
	15	7.59	0.44	4.9	6.8	0.39	4.06	6.01	0.35	3.3	5.22	0.3	2.6
	20	5.63	0.24	1.8	4.69	0.2	1.2	3.72	0.16	0.74	2.94	0.13	0.52
55	6	12.54	1.82	54.26	11.8	1.71	48.41	11.05	1.6	43.19	10.31	1.5	38.36
	8	11.87	1.29	29.79	11.12	1.21	26.58	10.37	1.13	23.54	9.62	1.05	20.79
	10	11.2	0.97	18.36	10.44	0.91	16.27	9.69	0.84	14.29	8.93	0.78	12.43
	15	9.45	0.55	6.96	8.68	0.5	6.02	7.91	0.46	5.14	7.14	0.41	4.31
	20	7.61	0.33	3.01	6.82	0.3	2.5	6.01	0.26	2.03	5.2	0.23	1.56
60	6	14.25	2.06	65.88	13.52	1.95	60.05	12.8	1.86	54.84	12.07	1.75	49.47
	8	13.6	1.48	37	12.89	1.4	33.66	12.13	1.32	30.3	11.39	1.24	27.08
	10	12.94	1.13	23.17	12.2	1.06	20.91	11.46	1	18.75	10.72	0.93	16.69
	15	11.26	0.65	9.16	10.5	0.61	8.13	9.74	0.56	7.15	8.98	0.52	6.22
	20	9.49	0.41	4.26	8.72	0.38	3.69	7.93	0.34	3.15	7.16	0.31	2.65

**Abbreviations:**

**Δt:** Temperature Difference (°C)   
**TH:** Total Heating Capacity (kW)   
**WF:** Water Flow (m<sup>3</sup>/h)   
**WPD:** Water Pressure Drop (kPa)